Detailed Project Report

Integrated Watershed Management Programme-I

(IWMP-II)

Year 2009-10

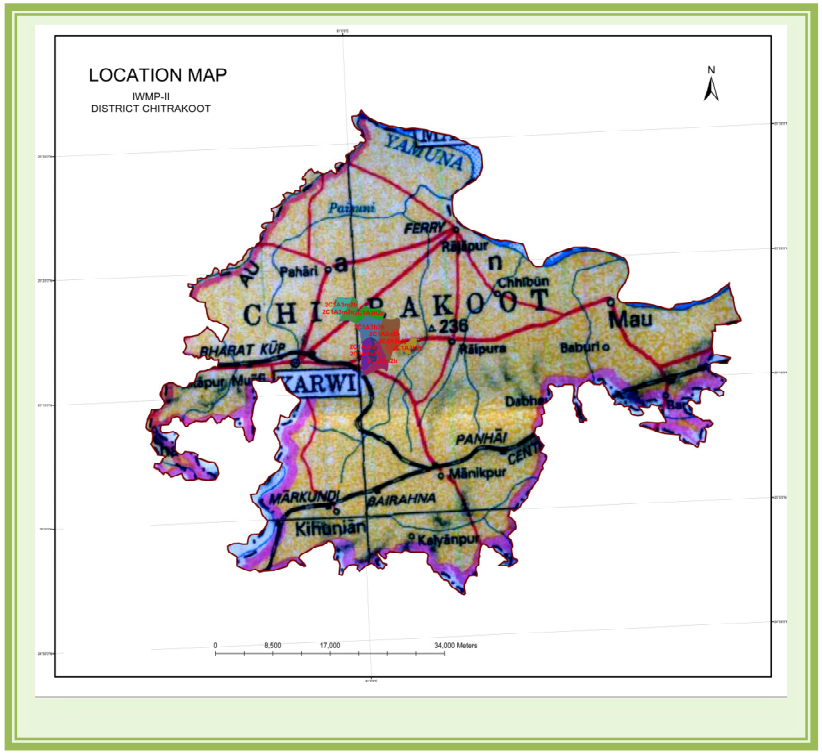

Department of Land Development and Water Resources, Uttar Pradesh

Project Implementing Agency

Bhoomi Sanrakshan Adhikari

L.D.W.R., Chitrkoot-II

CERTIFICATE

This is to be certified that the proposed Project (IWMP-II) comprising ten micro-watersheds of district Chitrakoot, Uttar Pradesh has been selected for its sustainable development on watershed basis under Integrated Watershed Management Programme. The land is physically available for proposed interventions and is not overlapping with any other schemes. It will be developed as per Common Guidelines for Watershed Development Project-2008, GOI, New Delhi. The significant results will be achieved through proposed interventions on soil and water conservation, ground water recharge, availability of drinking and irrigation water, agricultural production systems, live stock, fodder availability, livelihoods of asset less, capacity building, etc. The proposed **Detailed Project Report** of **IWMP-II, 2009-10** is approved for its implementation.

Soil Conservation Officer
Dept. of LDWR, Chitrakoot-II, UP

Deputy Director
LDWR

Project Director

Chief Development Officer

CHAPTER - 1

INTRODUCTION AND BACKGROUND

Status of watershed programme and approved plan by Steering committee, Govt. of India and status of previous Detailed Project Reports for Chitrakoot district of Uttar Pradesh is given in following Tables 1.1, 1.2 and 1.3.

Table 1.1: Status of watershed programme **District- Chitrakoot**

Details	No.	Area (Lac ha)
1	2	3
Total Micro watershed in the district	571	3.16400
Workable Micro Watersheds	431	2.43830
Micro Watersheds already treated by DLWR & other agencies	264	1.60650
Balance Micro Watersheds (MWS) for treatment (Before start of IWMP in Distt.)	167	0.83180

Table 1.2: Approved plan (PPRs) by Steering Committee (SC)/Govt. of India, **District- Chitrakoot**

year	Project /Phase IWMP	MWS	Area (ha)	Project Cost Rs. Lakh	Name of PIA	S.C. Meeting Date
2009-10	IWMP-I	14	6624	794.880	LDWR Chitrakoot-I	28.01.2010
2009-10	IWMP-II	10	5150	618.000	LDWR Chitrakoot-II	28.01.2010
2009-10	IWMP-III	10	5198	623.760	LDWR Chitrakoot-III	28.01.2010
	Total	**34**	**16972**	**2036.640**		

Table 1.3: Status of previous DPRs **District- Chitrakoot**

Sl. No.	Approved Project (IWMP-II)	Status of DPR underpreparation / prepared/approved by SLNA with date	Treatable Area ha	Project Area (Geographical) ha	Project cost Rs.(Lakh)	Project period (Fin. Year from.....to.....)	PIA
1	IWMP-I	Prepared / under revision	6624.00	9200.00	794.880	2010-11 to 2013-14	LDWR, Chitarkoot-I
2	IWMP-II	Prepared / under revision	5150.00	6242.30	618.000	2010-11 to 2013-14	LDWR, Chitarkoot-II
3	IWMP-III	Prepared / under revision	5198.00	6299.00	623.760	2010-11 to 2013-14	LDWR, Chitarkoot-III
Total			**16972.00**	**21741.30**	**2036.64**	**-**	**-**

1.1 Project Background

Integrated Watershed Management Programme-II comprises eight micro-watershed namely Bhoehari Mafi (2C1A3m2b), Ragauli (2C1A3m2e), Chhechhariha Khurd (2C1A3n2d), Budha Semarwar, (2C1A3n2c), Basila (2C1A3k2b), Bhaunri (2C1A3k2j), Bagrehi (2C1A3k2k), Buer (2C1A3n2j), Kothilhai (2C1A3n2e) and Rampur Tarauhan (2C1A3n2h). Watershed project is situated in Pahari, Karwi and Manikpur block of District Chitrakoot and spread over in 28 villages of 13 gram Panchayat. The total geographical area of the IWMP-II is 6242.30 ha, out of which 5150.00 ha is treatable under Integrated Watershed Management Programme (IWMP-II).

Table 1.4: Details of IWMP-II for which this DPR is Prepared

S.N	Watershed project	Micro Watersheds (MWS) detail	Micro watersheds code	Name of Watershed in which MWS is falling (River / Nala name)
1	IWMP-II	Bhoehari Mafi	2C1A3m2b	Paisuni Ohan
2	IWMP-II	Ragauli	2C1A3m2e	Paisuni Ohan
3	IWMP-II	Chhechhariha Khurd	2C1A3n2d	Paisuni Ohan
4	IWMP-II	Budha Semarwar	2C1A3n2c	Paisuni Ohan
5	IWMP-II	Basila	2C1A3k2b	Paisuni Ohan
6	IWMP-II	Bhaunri	2C1A3k2j	Paisuni Ohan

7	IWMP-II	Bagrehi	2C1A3k2k	Paisuni Ohan
8	IWMP-II	Buer	2C1A3n2j	Paisuni Ohan
9	IWMP-II	Kothilhai	2C1A3n2e	Paisuni Ohan
10	IWMP-II	Rampur Tarauhan	2C1A3n2h	Paisuni Ohan

1.2 Need and Scope for Watershed Development

Bundelkhand region was in a grip of severe drought continuously from 2004-05 to 2007. In the region, more than 90 per cent of open wells were dried up due to deficit rainfall during drought. Cattle were abandoned due to shortage of water and fodder. Most part of the region was dependent on drinking water supply through tanker. Therefore, management of natural resources on watershed basis is urgent need of the region. Watershed project was selected with following objectives:

Long Term Objectives:

- To optimize productivity of the land
- To restore ecological balance in degraded and fragile eco-system
- To narrow down the disparity between rainfed and irrigated areas
- To create sustained employment opportunities

1.3 Weightage for selection of Watershed

Watershed project was selected on the basis of criteria mentioned in Table 1.5 and composite ranking was developed on the basis of these parameters. The seventeen criteria were taken with total of 205 weightage points. The criterion taken are availability of drinking water, irrigation, degree of soil erosion, water holding capacity, area under rainfed agriculture, status of field bund/contour bund / graded bund, presence of hard rock below the land, options for livelihood, percentage of small and marginal farmers, degraded land, ground water status, status of technical knowledge for improved farming systems, weather conditions, poverty index (% of poor population), virginity of land, productivity potential of land and soil organic carbon status. The weightage for project is about 90 per cent (Table 1.6).

Table 1.5: Criteria and weightage for selection of watershed

S. No.	Criteria	Maximum Score	Range & Score			
1	Drinking water	15	**Very poor** Dependence on water supply through tanker (15)	**Poor** Partial availability within the periphery of 3-4 km (10)	**Good** Round the year availability within the periphery of 3-4 km (5)	**Very Good** Round the year availability in watershed (0)
2	Irrigation	10	No irrigation (10)	Life saving irrigation (7.5)	Partial life saving irrigation (5)	Fully covered (0)
3	Degree of soil erosion	10	Severe (10)	Medium (7.5)	Low (5)	No erosion (0)
4	Water holding capacity	10	Very poor (10)	Poor (7.5)	Good (5)	Very Good (0)
5	Area under rainfed agriculture	15	More than 90% (15)	80 to 90 % (10)	70 to 80 % (5)	Below 70% (Reject) (0)
6	Status of field bund/contour bund / graded bund	10	Below 20 % (10)	50 to 20 % (7.5)	80 to 50 (5)	Above 80% (2.5)
7	Presence of hard rock below the land	15	Hard rock starts from 5 to 20 feet (15)	Hard rock starts from 21 to 50 feet (10)	Hard rock starts from 51 to 100 feet (5)	Deep soil depth (0)
8	Options for livelihood	10	Very poor (10)	Poor (7.5)	Good (5)	Very Good (0)
9	% of small and marginal farmers	10	More than 80% (10)	50 to 80 % (5)	Less than 50% (3)	
10	Degraded land	15	High above 50% (15)	Medium 25 to 50% (10)	Low less than 10 – 25 % (5)	Very low Less than 10% (0)

11	Ground water status	10	Very poor (10)	Poor (7.5)	Good (5)	Very Good (0)
12	Status of Technical Knowledge for improved farming systems	10	Very poor (10)	Poor (7.5)	Good (5)	Very Good (0)
13	Weather condition	15	Uncertain weather condition / Continuous drought for three years (15)	Drought comes one in five years (10)	Drought comes one in ten years (5)	Normal weather condition (0)
14	Poverty index (% of poor population)	10	Above 80% (10)	80 to 50 (7.5)	50 to 20 % (5)	Below 20 % (2.5)
15	Virginity (No treatment /intervention in last five years)	10	Above 80% (10)	80 to 50 (7.5)	50 to 20 % (5)	Below 20 % (2.5)
16	Productivity potential of land	15	Lands with low production & where productivity can be significantly enhanced with reasonable efforts (15)	Lands with moderate production & where productivity can be enhanced with reasonable efforts (10)	Lands with high production & where productivity can be marginally enhanced with reasonable efforts (5)	-
17	Organic carbon status	15	Very low (15)	Low (10)	Medium (5)	Normal (0)

Table 1.6: Weightage of the project

S. No.	Criteria	Weightage points
1	Drinking water	15
2	Irrigation	10
3	Degree of soil erosion	10
4	Water holding capacity	10
5	Area under rainfed agriculture	10
6	Status of field bund/contour bund / graded bund	10
7	Presence of hard rock below the land	10
8	Options for livelihood	10
9	% of small and marginal farmers	10
10	Degraded land	15
11	Ground water status	10
12	Status of Technical Knowledge for improved farming systems	10
13	Weather condition	15
14	Poverty index (% of poor population)	10
15	Virginity	10
16	Productivity potential of land	10
17	Organic carbon status	15
	Total Weightage (Out of total 205)	190
	Weightage Percentage	92.68

1.4 Details of ongoing watershed programme

Presently, no watershed development programme is going on in the micro-watershed**.**

CHAPTER - 2

GENERAL DESCRIPTION OF PROJECT AREA

2.1 Location:

The micro-watersheds of IWMP-II is located in Pahari, Karwi and Manikpur block of Chitrakoot district. It is about 15 to 20 km. radius from Chitrakoot (Karwi). Location (lat/long), Gram Panchayat, villages and its geographical area for each micro-watershed are depicted in Table 2.1. Total area of the project is 6242.30 ha, out of which 5150.00 ha is treatable. The geographical area of micro-watershed varied in the range of 377.34 to 1023.89 ha.

Table 2.1: Micro-watershed wise details of location, Gram Panchayat, villages and geographical area of IWMP-

S. N.	Name of micro watershed with code	Latitude /Longitude	Name of GP	Name of Village	Name of Block	Area of Village included in MWS	Details of important/ approach road with distance km
1	Bhoehari mafi 2C1A3m2b	$80^0$57'30.0"-$80^0$59'30.0"E $25^0$16'30.0"-$25^0$17'30.0N	Bhoehari mafi Etaura	Bhoehari mafi Etaura Kota	Pahari Karwi	305.85 123.82 66.67	Karwi Rajapur road via Pahari to Bhoehari Mafi & Etaura 15 km from Karwi
						496.34	
2	Ragauli 2C1A3m2e	$81^0$58"30.0"-$81^0$0'0.0"E $25^0$15'30.0"-$25^0$17'0.0"N	Ragauli Kanthipur Balapur Khalsa	Ragauli Kanthipur Amarpur Kota Balapur Khalsa Kaloopur	Karwi Pahari	375.85 12.70 68.80 56.10 21.15 74.10	Karwi rajapur road via Ganiwan Farm 10 km from Karwi
						608.70	
3	Chhechhariha khurd 2C1A3n2d	$80^0$0'0.0"-$81^0$2'0.0"E $25^0$14'0.0"-$25^0$16'0.0"N	Chhechhariha khurd Ragauli Kothilhai Bhaunri	Chhechhariha khurd Chhechhariha Bujurg Bhudha Mafi Ragauli Kanchanpur Kothilhai Bhaunri	Pahari Karwi Manikpur	258.00 301.90 68.25 203.10 34.05 33.85 124.74	Karwi rajapur road via Ganiwan foram 4 km right to Bhudha chauraha total 16 km away from karwi
						1023.89	
4	Budha 2C1A3n2c	$81^0$2'0.0"-$81^0$2'0.0"E $25^0$15'30.0"-$25^0$17'0.0"N	Budha Ragauli Chhechharihakhurd Basila	Budha Semarwar Ranipur Tarauhan Ragauli Chhechhariha khurd	Pahari Karwi Pahari Manikpur	119.40 54.95 51.00 131.00 122.80	Karwi rajapur road via Ganiwan Farm 12 km away from karwi

				Bhabha mafi Basila Atrauli		13.52 97.05 19.02	
						608.74	
5	Basila 2C1A3k2b	81^{0}02'0.0"-80^{0}03'30.0"E 25^{0}13'30.0"-25^{0}15'0.0"N	Basila Bhaunri	Basila Bhaunri	Manikpur	349.40 490.83	Karwi Allahabad road to 4 km left side from Bhaunri Total distance 18 km
						840.23	
6	Bhaunri 2C1A3k2j	81^{0}0'0.0"-81^{0}0'30.0"E 25^{0}13'0.0-25^{0}14'30.0"N	Bhaunri	Bhaunri	Manikpur	649.79	Karwi Allahabad road (NH-76) 14 km from karwi
7	Bagrehi 2C1A3k2k	81^{0}03'0.0"-80^{0}05'0.0"E 25^{0}12'30.0"-25^{0}14'0.0"N	Bagrehi Bhaunri	Bagrehi Bhaunri	Manikpur	222.95 161.13	Karwi Allahabad road (NH-76) 18 km from karwi
						384.08	
8	Buer 2C1A3n2j	81^{0}01'0.0"-80^{0}01'30.0"E 25^{0}12'30.0"-25^{0}14'0.0"N	Buer Bhaunri	Buer Bhaunri	Manikpur	293.84 83.50	Karwi Allahabad (NH-76) 2 km right from road total distance 14 kms
						377.34	
9	Kothilhai 2C1A3n2e	80^{0}59'0.0"-81^{0}01'0.0"E 25^{0}12'0.0"-25^{0}14'0.0"N	Kothilhai Buer	Kothilhai Buer Samariya Charandasi Baghauda	Manikpur Karwi	177.95 187.86 88.60 76.60	Chitrakoot to Allahabad (NH-76) 12 km from karwi
						531.01	
10	Rampur Tarauhan 2C1A3n2h	80^{0}01'0.0"-81^{0}02'30.0"E 25^{0}11'30.0"-25^{0}13'30.0"N	Rampur Tarauhan Bhaunri Buer Char	Rampur Tarauhan Takhtupur Pahkanjari Bhaunri Buer Char Basawanpur Semariya Charan Dasi	Manikpur Karwi	258.50 108.55 117.18 58.60 62.60 30.45 66.65 19.90	Karwi Manikpur road 2 km left from Semariya Charan Dasi Total distance 12 km
						722.18	
		Grand Total				**6242.30**	

Area and Landuse: Village wise detailed information on type of land is depicted in Table 2.2. The total culturable land of the project is 4925.97 ha, out of which 99.98 (1.904%) ha land is under assured irrigation mainly by means of open shallow dug wells. The cultivable rainfed, temporary and permanent wastelands are about 4825.99, 249.12 and 74.89 ha, respectively, under the total land of the project.

Table 2.2: Details of land resources in IWMP-II of Chitrakoot district

S. N.	Name of MWS with Code	Name of Village	Cultivated rainfed ara	Cultivated irrigated area	Uncultivated wasteland/ fallow		Pvt. Agri. Land					Ferest Land	Community land	Other	Total area (Ha)
					Temp.	Per manent	Gen	SC	ST	OBC	Total			(Habitat, Road, Etc.	(Geogra Phical)
1	Bhoehari mafi 2C1A3m2b	Bhoehari mafi	267.45	2.75	16.65	4.90	110.91	27.62	0	144.37	282.90	0	6.10	14.10	305.85
		Etaura	109.90	0	6.00	1.10	44.80	12.65		57.10	114.55		2.45	6.82	123.82
		Kota	58.25	1.25	3.95	0.80	24.16	7.58		29.87	61.61		1.39	2.42	66.67
		Total	435.60	4.00	26.95		179.87	47.85		231.34	459.06		9.94	23.34	496.34/ 469.00
2	Ragauli 2C1A3m2e	Ragauli	331.20	5.95	20.20	3.60	136.00	36.20	0	175.67	347.87	0	7.13	14.90	375.85
		Kanthipur	11.22	0.45	0.70	0.08	4.60	1.20		5.96	11.76		0.24	0.25	12.70
		Amarpur	60.80	0.95	3.68	0.52	25.70	6.63		31.37	63.70		1.30	2.85	68.80
		Kota	49.71	1.10	3.00	0.29	20.40	5.40		26.10	51.90		1.10	2.00	5610
		Balapur	18.10	0	1.15	0.75	7.70	2.05		9.85	19.60		0.40	1.15	21.15
		Khalsa Kaloopur	65.54	2.30	1.97	2.49	26.95	7.17		34.46	68.58		1.42	1.80	74.10
		Total	536.57	10.75	30.70	7.73	221.35	58.65	0	283.41	563.41	0	11.59	22.95	608.70/ 575.00
3	Chhechhariha khurd 2C1A3n2d	Chhechhariha khurd	225.35	3.20	14.60	3.95	94.64	25.11	0	119.15	238.90	0	5.00	10.90	258.00
			263.69	4.62	16.95	4.76	110.10	29.15		140.25	279.50		5.90	11.88	301.90
		Chhechhariha Bujurg	52.91	1.10	3.55	1.04	24.95	6.59		31.64	63.18		1.32	2.65	68.25
			178.75	2.50	10.10	3.15	74.32	19.68		94.05	188.05		3.95	8.60	203.10
		Bhudha Mafi	29.90	0	1.80	0.50	12.45	3.20		16.55	32.20		0	1.85	34.05
		Ragauli	29.85	0	1.60	0.55	12.35	3.41		15.29	31.05		0.95	1.85	33.85
		Kanthipur Kothilhai Bhaunri	109.60	1.50	6.50	1.90	45.64	11.73		57.80	115.17		2.83	5.24	124.74
		Total	897.50	12.92	55.10	15.85	374.45	98.87	0	474.73	948.05	0	19.95	42.97	1023.89/ 968.00
4	Budha	Budha	107.95	1.18	4.10	0.95	43.60	11.52	0	55.63	110.75	0	2.25	5.22	119.40

	2C1A3n2c	Semarwar Ranipur Tarauhan Ragauli Chhechhariha khurd Bhabha mafi Basila Atrauli	48.60 47.65 116.45 109.78 11.65 83.45 16.45	0.80 0 1.90 2.05 0 1.05 0	2.40 2.60 5.15 4.86 0.90 3.85 1.20	1.00 0.75 2.40 1.56 0.25 1.70 0.35	20.05 19.70 47.85 44.85 4.90 34.30 6.95	5.30 5.20 12.65 11.85 1.30 9.08 1.85		25.60 25.10 61.01 57.20 6.35 43.79 8.85	50.95 50.00 121.51 113.85 12.55 87.17 17.65		1.05 1.00 2.49 2.35 0.25 1.83 0.35	2.15 0 5.10 4.55 0.72 7.00 1.02	54.95 51.00 131.00 122.80 13.52 97.05 19.02
		Total	541.98	6.98	25.06	8.96	222.15	58.75	0	283.53	564.43	0	11.57	25.76	608.74/ 576.00
5	Basila 2C1A3k2b	Basila Bhaunri	118.57 166.59	4.50 10.10	5.50 7.70	1.93 2.11	48.55 68.25	12.85 18.05	0	57.95 81.40	119.35 167.70	0	6.65 9.30	213.90 303.73	349.40 490.83
		Total	285.16	19.60	13.20	4.64	116.80	30.90	0	139.35	287.05	0	15.95	517.63	840.23/ 303.00
6	Bhaunri 2C1A3k2j	Bhaunri	329.42	23.67	15.44	5.14	135.95	35.75	0	165.92	337.62	0	12.38	276.12	649.79/ 350.00
7	Bagrehi 2C1A3k2k	Bagrehi Bhaunri	197.32 142.37	1.95 2.10	9.00 6.68	2.68 1.95	80.58 58.20	21.35 15.40	0	102.80 74.33	204.73 147.93	0	4.27 3.07	12.00 8.03	222.95 161.13
		Total	339.69	4.05	15.68	4.63	138.78	36.75	0	177.13	352.66	0	7.34	20.03	384.08/ 360.00
8	Buer 2C1A3n2j	Buer Bhaunri	263.08 74.90	3.05 1.19	13.10 2.38	1.82 1.72	107.27 30.48	28.40 8.05	0	136.77 38.87	272.44 77.40	0	5.56 1.60	12.79 3.31	293.84 8350
		Total	337.98	4.24	15.48	3.54	137.75	36.45	0	175.64	349.84	0	7.16	16.10	377.34/ 357.00
9	Kothilhai 2C1A3n2e	Kothilhai Buer Samariya Charandasi Baghauda	158.03 167.97 78.54 68.20	2.72 2.63 1.25 1.75	7.30 7.74 3.65 3.15	2.77 2.29 1.31 1.05	64.85 68.60 32.20 27.90	17.10 18.20 8.55 7.40	0	82.73 87.60 41.05 35.64	164.68 174.40 81.80 70.94	0	3.42 3.60 1.70 1.46	7.13 7.23 3.85 245	177.95 187.86 88.60 76.60
		Total	472.74	8.35	21.84	7.42	193.55	51.25	0	247.02	491.82	0	10.18	20.66	531.01/ 502.00
10	Rampur Tarauhan 2C1A3n2h	Rampur Tarauhan Takhtupur Pahkanjari Bhaunri	233.12 97.75 105.35 52.73 56.35	3.27 0.55 0.95 0 0	10.64 4.50 4.85 2.48 2.60	3.04 1.45 1.70 0.79 0.85	95.20 39.75 43.25 21.65 23.05	25.09 10.57 11.40 5.84 6.10	0	121.55 51.33 55.00 27.41 29.45	241.84 101.65 109.65 54.90 58.60	0	4.96 2.05 2.25 1.10 1.20	8.18 4.30 4.33 2.60 2.80	258.25 108.55 117.18 58.60 62.60

		Buer Char Basawanpur Semariya Charan Dasi	27.45 59.97 17.08	0 0.65 0	1.28 2.81 0.86	0.37 0.92 1.06	11.20 24.55 7.35	3.00 6.50 1.95		14.30 31.48 9.30	28.50 62.53 18.60		0.60 1.17 0.40	1.35 2.30 0.90	30.45 66.65 19.90
		Total	649.80	5.42	30.02	10.18	266.00	70.45	0	339.82	676.27	0	13.73	26.76	722.18/ 690.00
			4825.99	99.98	249.12	74.89	1986.65	525.67	0	2517.89	5030.21	0	119.79	992.32	6242.57

(*Source: LDWR, Chitrakoot-II, Chitrakoot, U.P.*)

2.3 Physiography

The micro-watersheds of IWMP-II is situated at an elevation of some 98 to 252 m above mean sea level and has relief from 20 to 151 m. The watershed has a general slope of less than 1.75 per cent. General topography of the watershed is mild to gentle. Elevation range and relief are given in Table 2.3.

Table 2.3: Micro-watershed wise elevation range and relief

S.N.	Name of microwatershed	Minimum	Maximum	Relief
1	Bhoehari mafi	98	122	24
2	Ragauli	98	121	23
3	Chhechhariha khurd	103	130	27
4	Budha Semarwar	99	124	25
5	Basila	103	123	20
6	Bhaunri	108	211	103
7	Bagrehi	101	252	151
8	Buer	111	205	94
9	Kothilhai	111	182	71
10	Rampur Tarauhan	115	207	92
	Total	**1047**	**1677**	**630**

Slope: Spatial distribution of different slope classes was prepared using Arc GIS. Slope was divided into five classes' viz. 0-0.5, 0.5-1.0, 1-3, 3-5, and more than 5 per cent. Per cent areal extent of different slope classes in IWMP-II micro-watershed is shown in Table 2.4. The dominant slope category in the micro-watershed were 1-3 per cent (39%) followed by 3-5 per cent (28%).

Table 2.4: Areal extent of various slope classes in the micro-watershed of IWMP-II

S.N.	Name of MWS & code	Slope range wise area (ha.)						Total Project Area
		0-0.5%	0.5-1.0%	1-3%	3-5%	>5%		
						Undulating	Terraced	
1	Bhoehari mafi 2C1A3m2b	29.70	53.45	213.74	148.55	50.90	0	496.34
2	Ragauli 2C1A3m2e	38.60	80.45	241.80	202.99	44.86	0	608.70
3	Chhechhariha khurd 2C1A3n2d	65.75	124.95	459.26	303.88	70.05	0	1023.89
4	Budha Semarwar 2C1A3n2c	47.35	92.50	251.20	155.13	62.56	0	608.74
5	Basila 2C1A3k2b	46.45	107.55	394.86	234.71	56.66	0	840.23
6	Bhaunri 2C1A3k2j	33.55	54.90	216.64	140.77	203.93	0	649.79
7	Bagrehi 2C1A3k2k	23.40	26.30	133.04	88.74	112.60	0	384.08
8	Buer 2C1A3n2j	24.80	43.45	101.43	114.14	93.52	0	377.34
9	Kothilhai 2C1A3n2e	51.30	62.95	216.10	133.14	67.52	0	531.01
10	Rampur Tarauhan 2C1A3n2h	31.85	67.10	199.87	196.09	227.27	0	722.18
	Total	**392.75**	**713.60**	**2427.94**	**1718.14**	**989.87**	**0.00**	**6242.30**

2.4 Climate

The annual rainfall of the District Chitrakoot varies from 528 to 1261.50 mm, about 90% of which is received during South-West monsoon period. The major part of the rainfall is received during the month of July and August. The length of growing season in the district ranges between 90 to 150 days depending upon rainfall and temperature regimes. The winter rains are erratic, occasional, meager and uncertain. The total rainy days/year vary from 30-45 in the region with an average of 37. The distribution of rainfall is very erratic. Low rainfall and drought are common features. Long dry spells during rainy season are also experienced often, which adversely affect the crops. It has been observed that in a cycle of 5 years, 2 are normal, 2 drought years and 1 is excessive rainfall year (Tiwari *et al*. 1998).

The climate of Chitrakoot is characterized by a hot dry summer and cold winter and is marked for high variability of rainfall year to year. There are primarily four seasons: – Dry Summer season – from March to May i.e. before advent of monsoon, moist summer season – from June to September (Monsoon) transition period - in October and November, which is the post monsoon period, and winter season – from December to February The coldest months in the year are December and January. Average monthly rainfall and temperature

Table 2.5: Average monthly rainfall and temperature at IWMP-II Chitrakoot

Month	Year/Rainfall in mm.								Temperature C	
	2004	2005	2006	2007	2008	2009	2010	Average	Max.	Min.
Junuary	20.00	0	0	0	0	0	7.00	3.85	23.50	9.00
February	0	0	0	183.00	5.50	0	45.00	33.35	29.00	11.00
March	0	0	33.00	46.00	0	0	0	11.28	38.00	16.00
April	0	0	58.00	0	0	6.00	0	10.66	44.00	18.00
May	0	13.50	0	0	38.00	47.00	0	14.07	46.00	19.00
June	284.00	217.00	62.00	78.00	417.00	34.00	0	156.00	47.00	19.00
July	235.50	474.00	503.00	154.00	501.00	165.00	158.00	312.92	46.00	19.00
August	136.00	143.00	292.00	526.00	49.00	210.00	47.00	200.42	43.00	18.50
September	185.00	400.00	43.00	134.00	71.00	134.00	202.00	167.00	40.00	18.00
October	65.00	14.00	50.00	17.00	0.00	40.00	69.00	36.42	38.00	16.00
November	0	0	0	0	0	16.00	0	2.28	29.00	15.00
December	0	0	0	0	0	12.00	0	1.71	24.00	8.50
Total	925.50	1261.50	1041.00	1138.00	1081.50	664.00	528.00	949.96		

Source: Data site of Agro-meteorological Deptt.

The open pan evaporation varied in the range of 0.9 to 28 mm/day during the year with average of about 7 mm/day. Average relative humidity varied in the range of 25 to 98 per cent, however the range of wind speed is 0.9 to 16 kmph. The details of flood and drought in the project area are showed in Table 2.6.

Table 2.6: Details of flood and drought in the project area IWMP-II Chitrakoot)Project IWMP- II

Name of Micro Watershed	Particulars	Villages	Periodicity		Not affected
			Annual	Any other (please specify)	
Bhoehari Mafi (2C1A3m2b), Ragauli (2C1A3m2e), Chhechhariha Khurd (2C1A3n2d), Budha Semarwar, (2C1A3n2c), Basila (2C1A3k2b), Bhaunri (2C1A3k2j), Bagrehi (2C1A3k2k), Buer (2C1A3n2j), Kothilhai (2C1A3n2e) and Rampur Tarauhan (2C1A3n2h).	Flood	No. of villages	-	-	-
		Name(s) of villages	-	-	-
	Drought	**No. of villages**- 28 **Name of Village:** Bhoehari Mafi, Ragauli, Chhechhariha Khurd, Budha, Semarwar, Basila, Bhaunri, Bagrehi, Buer, Kothilhai, Rampur Tarauhan, Etaura, Kota, Kanthipur, Amarpur, Balapur Khalsa, Kalupur, Chhichiriya Bujurg, Bhabhamafi, Kanchanpur, Ranipur Taraunha, Baghoura, Simiriya Charandasi, Takhtupur, Char, Basawanpur, Pahkanjari, Ataraulli,	-	-	
			twice in 5 years however, the region experienced severe drought during 2004-2007 and 2009 & 2010 were deficit by about 17 to 20 per cent		-

CHAPTER – 3

BASELINE SURVEY AND PARTICIPATORY RURAL APPRAISAL

Participatory rural appraisal (PRA) is a tool to appraise the socio-economic conditions along with all kind of resources available in the watershed through the active participation of the villagers. There are several tools and techniques of PRA. The PRA of Bhoehari Mafi (2C1A3m2b), Ragauli (2C1A3m2e), Chhechhariha Khurd (2C1A3n2d), Budha Semarwar, (2C1A3n2c), Basila (2C1A3k2b), Bhaunri (2C1A3k2j), Bagrehi (2C1A3k2k), Buer (2C1A3n2j), Kothilhai (2C1A3n2e) and Rampur Tarauhan (2C1A3n2h) micro-watershed was conducted and described in the subsequent sections.

3.1. Social-Economic Analysis

It is apparent from the social profile that the micro-watershed is inhabited by different caste and class. About 23 per cent of the population is scheduled caste. Population details of the IWMP-II are depited in Table 3.1. In general 7 per cent population migrate from the project area due to drought and earn more money, however, migration was more than 50 per cent during 2007-08 due to continuous drought from 2004 to 2007 in the region. Majority of population migrate to New Delhi, Haryana and Punjab during drought.The scenario of migration and infrastructure available and common properties resources available in the project is depicted in Table 3.2, 3.3 and 3.4, respectively.

Table 3.1: Demographic Features in the project area (IWMP-II Chitrakoot)

S.N.	Name of Micro Watershed	Name of Village	Total Population			Population of SC/ST		
			Total	Male	Female	Total	Male	Female
1	Bhoehari mafi 2C1A3m2b	Bhoehari mafi	835	430	405	199	105	94
		Etaura	973	498	475	257	136	121
		Kota	42	22	20	0	0	0
		Total	1850	950	900	456	241	215
2	Ragauli 2C1A3m2e	Ragauli	1323	678	645	337	177	160
		Kanthipur	225	118	107	68	39	29
		Amarpur	81	41	40	0	0	0
		Balapur Khalsa	412	211	201	215	112	103
		Kaloopur	132	69	63	0	0	0
		Kota	35	20	15	0	0	0
		Total	2208	1137	1071	620	328	292
3	Chhechhariha khurd 2C1A3n2d	Chhechhariha khurd	709	363	346	170	88	82
		Chhechhariha Bujurg	706	360	346	165	85	80
		Bhudha Mafi	109	56	53	0	0	0

		Ragauli	520	268	252	110	58	52
		Kanthipur	0	0	0	0	0	0
		Kothilhai	145	78	67	37	19	18
		Bhaunri	1511	782	729	408	216	192
		Total	3700	1907	1793	890	466	424
4	Budha Semarwar 2C1A3n2c	Budha	417	216	201	131	70	61
		Semarwar	475	247	228	238	122	116
		Ranipur Tarauhan	0	0	0	0	0	0
		Ragauli	505	255	250	105	54	51
		Chhechhariha khurd	530	274	256	110	58	52
		Bhabha mafi	65	34	31	165	85	80
		Basila	212	117	95	201	106	95
		Atrauli	316	165	151	148	76	72
		Total	2520	1308	1212	1098	571	527
5	Basila 2C1A3k2b	Basila	1405	725	680	501	265	236
		Bhaunri	1105	587	518	224	126	98
		Total	2510	1312	1198	725	391	334
6	Bhaunri 2C1A3k2j	Bhaunri	2218	1148	1070	654	338	316
		Total	2218	1148	1070	654	338	316
7	Bagrehi 2C1A3k2k	Bagrehi	1410	728	682	370	192	178
		Bhaunri	1466	738	728	363	183	180
		Total	2876	1466	1410	733	375	358
8	Buer 2C1A3n2j	Buer	1396	714	682	538	292	246
		Bhaunri	271	141	130	61	33	28
		Total	1667	855	812	599	325	274
9	Kothilhai 2C1A3n2e	Kothilhai	824	427	397	250	137	113
		Buer	1396	721	675	538	286	252

		Samariya Charandasi	361	185	176	91	48	43
		Baghauda	214	112	102	54	30	24
		Total	2795	1445	1350	933	501	432
10	Rampur Tarauhan 2C1A3n2h	Rampur Tarauhan	621	322	299	57	29	28
		Takhtupur	292	152	140	82	43	39
		Pahkanjari	441	230	211	37	20	17
		Bhaunri	122	64	58	35	18	17
		Buer	239	124	115	108	57	51
		Char	594	308	286	185	97	88
		Basawanpur	252	130	122	116	61	55
		Semariya Charan Dasi	93	48	45	28	16	12
		Total	2654	1378	1276	648	341	307

Table 3.2: Details of migration from Project area (IWMP-II Chitrakoot): Pre-project status

S.N.	Name of Watershed	name of Village	No. of persons migrating	No. of days per year of migration	major reason (s) for migration	Distance of destination of migration from the village (km)	Occupation during migration	Income from such occupation (Rs. in lakh)
	Bhoehari mafi 2C1A3m2b	Bhoehari mafi	28	90-150	Drought/ Earn money	300-1000 km	Labour Labour	0.18-0.24
		Etaura	35	90-150	Drought/ Earn money	300-1000 km	Labour	0.18-0.24
		Kota	2	90-150	Drought/ Earn money	300-1000 km		0.18-0.24
			67					
	Ragauli 2C1A3m2e	Ragauli	24	90-150	Drought/ Earn money	300-1000 km	Labour Labour	0.18-0.24
		Kanthipur	28	90-150	Drought/ Earn money	300-1000 km	Labour Labour	0.18-0.24
		Amarpur	4	90-150	Drought/ Earn money	300-1000 km	Labour Labour	0.18-0.24
		Kota	3	90-150	Drought/ Earn money	300-1000 km		0.18-0.24
		Balapur Khalsa	10	90-150	Drought/ Earn money	300-1000 km		0.18-0.24
		Kaloopur	3	90-150	Drought/ Earn money	300-1000 km		0.18-0.24
			72					
	Chhechhariha khurd 2C1A3n2d	Chhechhariha khurd	18	90-150	Drought/ Earn money	300-1000 km	Labour Labour	0.18-0.24
		Chhechhariha Bujurg	10	90-150	Drought/ Earn money	300-1000 km	Labour Labour	0.18-0.24
		Bhudha Mafi	4	90-150	Drought/ Earn money	300-1000 km	Labour Labour	0.18-0.24
		Ragauli	10	90-150	Drought/ Earn money	300-1000 km	Labour	0.18-0.24
		Kanthipur	0	90-150	Drought/ Earn money	300-1000 km		0.18-0.24
		Kothilhai	6	90-150	Drought/ Earn money	300-1000 km		0.18-0.24
		Bhaunri	28	90-150	Drought/ Earn money	300-1000 km		0.18-0.24
			76					
	Budha 2C1A3n2c	Budha	12	90-150	Drought/ Earn money	300-1000 km	Labour Labour	0.18-0.24
		Semarwar	16	90-150	Drought/ Earn money	300-1000 km	Labour Labour	0.18-0.24
		Ranipur Tarauhan	0	90-150	Drought/ Earn money	300-1000 km	Labour Labour	0.18-0.24
		Ragauli	8	90-150	Drought/ Earn money	300-1000 km	Labour Labour	0.18-0.24
		Chhechhariha khurd	9	90-150	Drought/ Earn money	300-1000 km		0.18-0.24
		Bhabha mafi	7	90-150	Drought/ Earn money	300-1000 km		0.18-0.24
		Basila	15	90-150	Drought/ Earn money	300-1000 km		0.18-0.24
		Atrauli	10	90-150	Drought/ Earn money	300-1000 km		0.18-0.24
			77					
	Basila 2C1A3k2b	Basila	10	90-150	Drought/ Earn money	300-1000 km	Labour Labour	0.18-0.24
		Bhaunri	26	90-150	Drought/ Earn money	300-1000 km		0.18-0.24
			36					

	Bhaunri 2C1A3k2j	Bhaunri	38	90-150	Drought/ Earn money	300-1000 km	Labour	0.18-0.24
	Bagrehi 2C1A3k2k	Bagrehi Bhaunri	15 18	90-150 90-150	Drought/ Earn money Drought/ Earn money	300-1000 km 300-1000 km	Labour Labour	0.18-0.24 0.18-0.24
			33					
	Buer 2C1A3n2j	Buer Bhaunri	20 19	90-150 90-150	Drought/ Earn money Drought/ Earn money	300-1000 km 300-1000 km	Labour Labour	0.18-0.24 0.18-0.24
			39					
	Kothilhai 2C1A3n2e	Kothilhai Buer Samariya Charandasi Baghauda	27 8 12 9	90-150 90-150 90-150 90-150	Drought/ Earn money Drought/ Earn money Drought/ Earn money Drought/ Earn money	300-1000 km 300-1000 km 300-1000 km 300-1000 km	Labour Labour Labour Labour	0.18-0.24 0.18-0.24 0.18-0.24 0.18-0.24
			56					
	Rampur Tarauhan 2C1A3n2h	Rampur Tarauhan Takhtupur Pahkanjari Bhaunri Buer Char Basawanpur Semariya Charan Dasi	4 6 2 10 5 3 8 10	90-150 90-150 90-150 90-150 90-150 90-150 90-150 90-150	Drought/ Earn money Drought/ Earn money Drought/ Earn money Drought/ Earn money Drought/ Earn money Drought/ Earn money Drought/ Earn money Drought/ Earn money	300-1000 km 300-1000 km 300-1000 km 300-1000 km 300-1000 km 300-1000 km 300-1000 km 300-1000 km	Labour Labour Labour Labour Labour Labour Labour Labour	0.18-0.24 0.18-0.24 0.18-0.24 0.18-0.24 0.18-0.24 0.18-0.24 0.18-0.24 0.18-0.24
			48					
			542					



RESOURCES MAP OF VILLAGE
BHUINHARI MAFI



SOCIAL MAP OF VILLAGE RAGOULI (Drawn by farmers)



RESOURCES MAP OF VILLAGE CHHICHARIYA KHURD



RESOURCES MAP OF VILLAGE BUDHA (Drawn by farmers)



RESOURCES MAP OF VILLAGE BASELA (Drawn by farmers)



SOCIAL MAP OF VILLAGE BHAURI (Drawn by farmers)





RESOURCES MAP OF VILLAGE BEUR (Drawn by farmers)

RESOURCES MAP OF VILLAGE BAGREHI (Drawn by farmers)



SOCIAL MAP OF VILLAGE KOTHILIHAI



SOCIAL MAP OF VILLAGE RAMPUR TARAUNHA

Table 3.3 Details of Infrastructure available in the Project

S.N.	Name of Micro Watershed	Parameters		Status			
1	Bhoehari Mafi	(i)	Name of villages connected to the main road by an all-weather road	Karwi Rajapur road to Nandi from Chakzafer Mafi			
		(ii)	Village's Name provided with electricity	Bhoehari mafi, Etaura, Kota			
		(iii)	No. of households without access to drinking water	88 Against 420			
		(iv)	No. of educational institutions : Primary(P)/ Secondary(S)/ Higher Secondary(HS)/ vocational institution(VI)	(P) 02	(S) -	(HS) -	(VI) -
		(v)	Names of villages with access to Primary Health Centre	N.A			
		(vi)	Names of villages with access to Veterinary Dispensary	N.A			
		(vii)	Names of villages with access to Post Office	N.A			
		(viii)	Names of villages with access to Banks	N.A			
		(ix)	Names of villages with access to Markets/ mandis	N.A			
		(x)	Names of villages with access to Agro-industries	N.A			
		(xi)	Total quantity of surplus milk deficit	N.A			
		(xii)	No. of milk collection centres (e.g. Union(U)/ Society(S)/ Private agency(PA)/ others (O))	(U) -	(S) -	(PA) -	(O) 16
		(xiii)	Name of villages with access to Anganwadi Centre	Bhoehari mafi, Etaura, Kota			
		(xiv)	Cummunity centre, Panchayat Ghar	Available			

S.N.	Name of Micro Watershed	Parameters		Status			
2	Ragauli	(i)	Name of villages connected to the main road by an all-weather road	Karwi to Rajapur road via Ganiwa form			
		(ii)	Village's Name provided with electricity	Ragauli, Kanthipur, Amarpur, Kota, Balapur Khalsa, Kaloopur			
		(iii)	No. of households without access to drinking water	101 Against520			
		(iv)	No. of educational institutions : Primary(P)/ Secondary(S)/ Higher Secondary(HS)/ vocational institution(VI)	(P) 04	(S) 02	(HS) -	(VI) -
		(v)	Names of villages with access to Primary Health Centre	N.A			
		(vi)	Names of villages with access to Veterinary Dispensary	N.A			
		(vii)	Names of villages with access to Post Office	01			
		(viii)	Names of villages with access to Banks	N.A			
		(ix)	Names of villages with access to Markets/ mandis	N.A			
		(x)	Names of villages with access to Agro-industries	N.A			
		(xi)	Total quantity of surplus milk deficit	NIL			
		(xii)	No. of milk collection centres (e.g. Union(U)/ Society(S)/ Private agency(PA)/ others (O))	(U) -	(S) -	(PA) -	(O) 14
		(xiii)	Name of villages with access to Anganwadi Centre	Ragauli,Kanthipur,Balapur Khalsa			
		(xiv)	Cummunity centre, Panchayat Ghar	Available			

S.N.	Name of Micro Watershed	Parameters		Status			
3	Chhechhariha Khurd	(i)	Name of villages connected to the main road by an all-weather road	Karwi to Rajapur road via Ganiwa form			
		(ii)	Village's Name provided with electricity	Chhechhariha khurd, Chhechhariha Bujurg, Bhudha Mafi, Ragauli, Kanthipur, Kothilhai, Bhaunri			
		(iii)	No. of households without access to drinking water	175 Against840			
		(iv)	No. of educational institutions : Primary(P)/ Secondary(S)/ Higher Secondary(HS)/ vocational institution(VI)	(P) 03	(S) 01	(HS) 02	(VI) -
		(v)	Names of villages with access to Primary Health Centre	N.A			
		(vi)	Names of villages with access to Veterinary Dispensary	01			
		(vii)	Names of villages with access to Post Office	01			
		(viii)	Names of villages with access to Banks	01			
		(ix)	Names of villages with access to Markets/ mandis	Available			
		(x)	Names of villages with access to Agro-industries	N.A			
		(xi)	Total quantity of surplus milk deficit	NIL			
		(xii)	No. of milk collection centres (e.g. Union(U)/ Society(S)/ Private agency(PA)/ others (O))	(U) -	(S) -	(PA) 01	(O) 12
		(xiii)	Name of villages with access to Anganwadi Centre	Chhechhariha khurd, Ragauli, Bhaunri			
		(xiv)	Cummunity centre, Panchayat Ghar	Available			

S.N.	Name of Micro Watershed	Parameters		Status			
4	Budha	(i)	Name of villages connected to the main road by an all-weather road	Karwi to Rajapur road via Ganiwa form			
		(ii)	Village's Name provided with electricity	Busha, Semarwar, Chhechhariha khurd, Bhabha mafi, Atrauli, Basila, Ragauli			
		(iii)	No. of households without access to drinking water	93 Against476			
		(iv)	No. of educational institutions : Primary(P)/ Secondary(S)/ Higher Secondary(HS)/ vocational institution(VI)	(P) 5	(S) 02	(HS) 01	(VI) -
		(v)	Names of villages with access to Primary Health Centre	N.A			
		(vi)	Names of villages with access to Veterinary Dispensary	N.A			
		(vii)	Names of villages with access to Post Office				
		(viii)	Names of villages with access to Banks	N.A			
		(ix)	Names of villages with access to Markets/ mandis	Available			
		(x)	Names of villages with access to Agro-industries	N.A			
		(xi)	Total quantity of surplus milk deficit	NIL			
		(xii)	No. of milk collection centres (e.g. Union(U)/ Society(S)/ Private agency(PA)/ others (O))	(U) -	(S) -	(PA) -	(O) 08
		(xiii)	Name of villages with access to Anganwadi Centre	Chhechhariha khurd, Ragauli			
		(xiv)	Cummunity centre, Panchayat Ghar	Available			

S.N.	Name of Micro Watershed	Parameters		Status			
5	Basila	(i)	Name of villages connected to the main road by an all-weather road	Karwi toAllahabad road Basila, Bhaunri			
		(ii)	Village's Name provided with electricity	Basila, Bhaunri			
		(iii)	No. of households without access to drinking water	131 Against595			
		(iv)	No. of educational institutions : Primary(P)/ Secondary(S)/ Higher Secondary(HS)/ vocational institution(VI)	(P) 03	(S) 02	(HS) 01	(VI) -
		(v)	Names of villages with access to Primary Health Centre	N.A			
		(vi)	Names of villages with access to Veterinary Dispensary	01			
		(vii)	Names of villages with access to Post Office	01			
		(viii)	Names of villages with access to Banks	01			
		(ix)	Names of villages with access to Markets/ mandis	Available			
		(x)	Names of villages with access to Agro-industries	N.A			
		(xi)	Total quantity of surplus milk deficit	NIL			
		(xii)	No. of milk collection centres (e.g. Union(U)/ Society(S)/ Private agency(PA)/ others (O))	(U) -	(S) -	(PA) 01	(O) 15
		(xiii)	Name of villages with access to Anganwadi Centre	Basila, Bhaunri			
		(xiv)	Cummunity centre, Panchayat Ghar	Available			

S.N.	Name of Micro Watershed	Parameters		Status			
6	Bhaunri	(i)	Name of villages connected to the main road by an all-weather road	Karwi toAllahabad road Bhaunri			
		(ii)	Village's Name provided with electricity	Bhaunri			
		(iii)	No. of households without access to drinking water	104 Against 515			
		(iv)	No. of educational institutions : Primary(P)/ Secondary(S)/ Higher Secondary(HS)/ vocational institution(VI)	(P) 01	(S) 01	(HS) 01	(VI) -
		(v)	Names of villages with access to Primary Health Centre	01			
		(vi)	Names of villages with access to Veterinary Dispensary	01			
		(vii)	Names of villages with access to Post Office	01			
		(viii)	Names of villages with access to Banks	Bhaunri			
		(ix)	Names of villages with access to Markets/ mandis	Available			
		(x)	Names of villages with access to Agro-industries	N.A			
		(xi)	Total quantity of surplus milk deficit	NIL			
		(xii)	No. of milk collection centres (e.g. Union(U)/ Society(S)/ Private agency(PA)/ others (O))	(U) -	(S) -	(PA) 01	(O) 6
		(xiii)	Name of villages with access to Anganwadi Centre	Bhaunri			
		(xiv)	Cummunity centre, Panchayat Ghar	Available			

S.N.	Name of Micro Watershed	Parameters		Status			
7	Bagrehi	(i)	Name of villages connected to the main road by an all-weather road	Karwi toAllahabad road Bagrehi, Bhaunri			
		(ii)	Village's Name provided with electricity	Bagrehi, Bhaunri			
		(iii)	No. of households without access to drinking water	150 Against 665			
		(iv)	No. of educational institutions : Primary(P)/ Secondary(S)/ Higher Secondary(HS)/ vocational institution(VI)	(P) 02	(S) 01	(HS) 01	(VI) -
		(v)	Names of villages with access to Primary Health Centre	01			
		(vi)	Names of villages with access to Veterinary Dispensary	01			
		(vii)	Names of villages with access to Post Office	01			
		(viii)	Names of villages with access to Banks	Available			
		(ix)	Names of villages with access to Markets/ mandis	Available			
		(x)	Names of villages with access to Agro-industries	N.A			
		(xi)	Total quantity of surplus milk deficit	NIL			
		(xii)	No. of milk collection centres (e.g. Union(U)/ Society(S)/ Private agency(PA)/ others (O))	(U) -	(S) -	(PA) 01	(O) 7
		(xiii)	Name of villages with access to Anganwadi Centre	Bagrehi, Bhaunri			
		(xiv)	Cummunity centre, Panchayat Ghar	Available			

S.N.	Name of Micro Watershed	Parameters		Status			
8	Buer	(i)	Name of villages connected to the main road by an all-weather road	Karwi to Allahabad road Buer, Bhaunri			
		(ii)	Village's Name provided with electricity	Buer, Bhaunri			
		(iii)	No. of households without access to drinking water	74 Against 350			
		(iv)	No. of educational institutions : Primary(P)/ Secondary(S)/ Higher Secondary(HS)/ vocational institution(VI)	(P) 04	(S) 03	(HS) 01	(VI) -
		(v)	Names of villages with access to Primary Health Centre	Available-1			
		(vi)	Names of villages with access to Veterinary Dispensary	Available-1			
		(vii)	Names of villages with access to Post Office	Available-1			
		(viii)	Names of villages with access to Banks	Available-1			
		(ix)	Names of villages with access to Markets/ mandis	Available-1			
		(x)	Names of villages with access to Agro-industries	N.A			
		(xi)	Total quantity of surplus milk deficit	NIL			
		(xii)	No. of milk collection centres (e.g. Union(U)/ Society(S)/ Private agency(PA)/ others (O))	(U) -	(S) -	(PA) 01	(O) 08
		(xiii)	Name of villages with access to Anganwadi Centre	Buer, Bhaunri-3			
		(xiv)	Cummunity centre, Panchayat Ghar	Available-2			

S.N.	Name of Micro Watershed	Parameters		Status			
9	Kothilhai	(i)	Name of villages connected to the main road by an all-weather road	Karwi to Allahabad road			
		(ii)	Village's Name provided with electricity	Kothilhai, Buer Baghauda, Samariya Charandasi			
		(iii)	No. of households without access to drinking water	156 Against 680			
		(iv)	No. of educational institutions : Primary(P)/ Secondary(S)/ Higher Secondary(HS)/ vocational institution(VI)	(P) 05	(S) 03	(HS) +	(VI) -
		(v)	Names of villages with access to Primary Health Centre	N.A			
		(vi)	Names of villages with access to Veterinary Dispensary	N.A			
		(vii)	Names of villages with access to Post Office	N.A			
		(viii)	Names of villages with access to Banks	N.A			
		(ix)	Names of villages with access to Markets/ mandis	Available-1			
		(x)	Names of villages with access to Agro-industries	N.A			
		(xi)	Total quantity of surplus milk deficit	NIL			
		(xii)	No. of milk collection centres (e.g. Union(U)/ Society(S)/ Private agency(PA)/ others (O))	(U) -	(S) -	(PA) 01	(O) 11
		(xiii)	Name of villages with access to Anganwadi Centre	Kothilhai, Buer, Baghauda, Samariya Charandasi-4			
		(xiv)	Cummunity centre, Panchayat Ghar	Available-4			

.N.	Name of Micro Watershed	Parameters		Status			
10	Rampur Tarauhan	(i)	Name of villages connected to the main road by an all-weather road	Karwi to Manikpur road All Electrified			
		(ii)	Village's Name provided with electricity	Rampur Tarauhan, Takhtupur, Pahkanjari, Bhaunri, Buer, Char, Basawanpur, Semariya Charan Dasi			
		(iii)	No. of households without access to drinking water	145 Against 610			
		(iv)	No. of educational institutions : Primary(P)/ Secondary(S)/ Higher Secondary(HS)/ vocational institution(VI)	(P) 05	(S) 03	(HS) +	(VI) -
		(v)	Names of villages with access to Primary Health Centre	N.A			
		(vi)	Names of villages with access to Veterinary Dispensary	N.A			
		(vii)	Names of villages with access to Post Office	N.A			
		(viii)	Names of villages with access to Banks	N.A			
		(ix)	Names of villages with access to Markets/ mandis	Available-1			
		(x)	Names of villages with access to Agro-industries	N.A			
		(xi)	Total quantity of surplus milk deficit	NIL			
		(xii)	No. of milk collection centres (e.g. Union(U)/ Society(S)/ Private agency(PA)/ others (O))	(U) -	(S) -	(PA) 01	(O) 12
		(xiii)	Name of villages with access to Anganwadi Centre	Rampur Tarauhan, Takhtupur, Pahkanjari, Bhaunri, Buer, Char, Basawanpur, Semariya Charan Dasi			
		(xiv)	Cummunity centre, Panchayat Ghar	Available-4			

Table 3.4: Details of common property resources In IWMP-II Chitrakoot

Sr. No.	Names of MWS with code	CPR Particulars	Total Area (ha) Area owned/ In possession of				Area available for treatment (ha)			
			Pvt. persons	Govt. Revanue	PRI	Other	Pvt. persons	Govt. (Specify dept.)	PRI	Other
1	Bhoehari Mafi (2C1A3m2b),	Wasteland/ degraded land	33.75	-	9.94	-	33.75	-	9.94	-
		Pastures	-	-	-	-	-	-	-	-
		Orchards	-	-	-	-	-	-	-	-
		Village Woodlot	-	-	0.35	-	-	-	-	-
		Forest	-	-	-	-	-	-	-	-
		Village Ponds/ Tanks	-	-	0.40	-	-	-	0.40	-
		Community Buildings			7.15	-	-	-	-	-
		Weekly Markets	--	--	-	--	--	--	--	--
		Permanent markets	--	--	--	--	--	--	--	--
		Temples/ Places of worship	-	-	0.15	--	--	--	--	--
		Habitat, Chakmarg, Sector, Road etc	-	15.29	-	-	-	-	-	-
		Total	**33.75**	**15.29**	**17.84**	**-**	**33.75**	**-**	**10.34**	**-**

Sr. No.	Names of MWS with code	CPR Particulars	Total Area (ha) Area owned/ In possession of				Area available for treatment (ha)			
			Pvt. persons	Govt. Revanue	PRI	Any other (Pl. Specify)	Pvt. persons	Govt. (specify dept.)	PRI	Any other (Pl. Specify)
2	Ragauli (2C1A3m2e),	Wasteland/ degraded land	38.43	-	11.59	-	38.43	-	11.59	-
		Pastures	-	-	-	-	-	-	-	-
		Orchards	-	-	-	-	-	-	-	-
		Village Woodlot	-	-	0.30	-	-	-	-	-
		Forest	-	-	-	-	-	-	-	-
		Village Ponds/ Tanks	-	-	1.05	-	-	-	1.05	-
		Community Buildings	-	-	8.90	-	-	-	-	-
		Weekly Markets	--	--	-	--	--	--	--	--
		Permanent markets	--	--	0.32	--	--	--	--	--
		Temples/ Places of worship			0.85	--	--	--	--	--
		Habitat, Chakmarg, Sector, Road etc	-	12.38	-	-	-	-	-	-
		Total	**38.43**	**12.38**	**22.16**	**-**	**38.43**	**-**	**12.64**	**-**

Sr. No.	Names of MWS with code	CPR Particulars	Total Area (ha) Area owned/ In possession of				Area available for treatment (ha)			
			Pvt. persons	Govt. Revenue	PRI	Any other (Pl. Specify)	Pvt. persons	Govt. (specify dept.)	PRI	Any other (Pl. Specify)
3	Chhechhariha Khurd (2C1A3n2d),	Wasteland/ degraded land	70.95		19.95		70.95	-	19.95	-
		Pastures	-	0.65	-	-	-	0.65	-	-
		Orchards	-	-	-	-	-	-	-	-
		Village Woodlot	0.86	-	0.28	-	-	-	-	-
		Forest	-	-	-	-	-	-	-	-
		Village Ponds/ Tanks	-	-	2.05	-	-	-	2.05	-
		Community Buildings	-	-	16.80	-	-	-	-	-
		Weekly Markets	--	--	0.14	--	--	--	--	--
		Permanent markets	--	--	--	--	--	--	--	--
		Temples/ Places of worship			0.65	--	--	--	--	--
		Habitat, Chakmarg, Sector, Road etc	-	22.33	-	-	-	-	-	-
		Total	**71.81**	**22.98**	**39.73**	**-**	**70.95**	**0.65**	**22.00**	

Sr. No.	Names of MWS with code	CPR Particulars	Total Area (ha) Area owned/ In possession of				Area available for treatment (ha)			
			Pvt. persons	Govt. Revenue	PRI	Any other (Pl. Specify)	Pvt. persons	Govt. (specify dept.)	PRI	Any other (Pl. Specify)
4	Budha Semarwar, (2C1A3n2c),).	Wasteland/ degraded land	34.02	-	11.57		34.02	-	21.95	
		Pastures	-	3.95	-	-	-	3.95	-	-
		Orchards	-	-	-	-	-	-	-	-
		Village Woodlot	0.32	-	0.21	-	-	-	-	-
		Forest	-	-	-	-	-	-	-	-
		Village Ponds/ Tanks	-	-	1.24	-	-	-	1.24	-
		Community Buildings	-	-	9.60	-	-	-	-	-
		Weekly Markets	--	--	-	--	--	--	--	--
		Permanent markets	--	--	--	--	--	--	--	--
		Temples/ Places of worship			0.24	--	--	--	--	--
		Habitat, Chakmarg, Sector, Road etc	-	14.15	-	-	-	-	-	-
		Total	**34.34**	**18.10**	**22.86**	**-**	**34.02**	**3.95**	**12.81**	**-**

S. No.	Names of MWS with code	CPR Particulars	Total Area (ha) Area owned/ In possession of				Area available for treatment (ha)			
			Pvt. persons	Govt. Revenue	PRI	Any other (Pl. Specify)	Pvt. persons	Govt. (specify dept.)	PRI	Any other (Pl. Specify)
5	Basila (2C1A3k2b),	Wasteland/ degraded land	17.84		15.95		17.84		15.95	
		Pastures	-	-	-	-	-	-	-	-
		Orchards	-	-	-	-	-	-	-	-
		Village Woodlot	-	-	0.52	-	-	-	-	-
		Forest	-	-	-	-	-	-	-	-
		Village Ponds/ Tanks	-	-	0.95	-	-	-	0.95	-
		Community Buildings	-	-	9.70	-	-	-	-	-
		Weekly Markets	--	--	-	--	--	--	--	--
		Permanent markets	--	--	--	--	--	--	--	--
		Temples/ Places of worship			0.27	--	--	--	--	--
		Habitat, Chakmarg, Sector, Road etc	-	19.80	-	-	-	-	-	-
		Total	17.84	19.80	27.39	-	17.84	-	16.90	-

S. No.	Names of MWS with code	CPR Particulars	Total Area (ha) Area owned/ In possession of				Area available for treatment (ha)			
			Pvt. persons	Govt. Revenue	PRI	Any other (Pl. Specify)	Pvt. persons	Govt. (specify dept.)	PRI	Any other (Pl. Specify)
6	Bhaunri (2C1A3k2j)	Wasteland/ degraded land	20.58		12.38		20.58		12.38	
		Pastures	-	-	-	-	-	-	-	-
		Orchards	-	-	-	-	-	-	-	-
		Village Woodlot	0.65	-	0.34	-	-	-	-	-
		Forest	-	-	-	-	-	-	-	-
		Village Ponds/ Tanks	-	-	1.15	-	-	-	1.15	-
		Community Buildings	-	-	25.10	-	-	-	-	-
		) Weekly Markets	--	--	-	--	--	--	--	--
		Permanent markets	--	--	--	--	--	--	--	--
		Temples/ Places of worship			0.86	--	--	--	--	--
		Habitat, Chakmarg, Sector, Road etc	-	32.20	-	-	-	-	-	-
		Total	**21.23**	**32.20**	**39.89**	**-**	**20.58**	**-**	**13.53**	**-**

S. No.	Names of MWS with code	CPR Particulars	Total Area (ha) Area owned/ In possession of				Area available for treatment (ha)			
			Pvt. persons	Govt. Revenue	PRI	Any other (Pl. Specify)	Pvt. persons	Govt. (specify dept.)	PRI	Any other (Pl. Specify)
7	Bagrehi (2C1A3k2k), Buer (2C1A3n2j), Kothilhai (2C1A3n2e) and Rampur Tarauhan (2C1A3n2h	Wasteland/ degraded land	20.31		7.34		2031		7.34	
		Pastures	-	-	-	-	-	-	-	-
		Orchards	-	-	-	-	-	-	-	-
		Village Woodlot	-	-	0.21	-	-	-	-	-
		Forest	-	-	-	-	-	-	-	-
		Village Ponds/ Tanks	-	-	0.41	-	-	-	0.41	-
		Community Buildings	-	-	6.80	-	-	-	-	-
		Weekly Markets	--	--	-	--	--	--	--	--
		Permanent markets	--	--	--	--	--	--	--	--
		Temples/ Places of worship		-	0.18	--	--	--	--	--
		Habitat, Chakmarg, Sector, Road etc	-	12.43	-	-	-	-	-	-
		Total	20.31	12.43	14.94	-	20.31	-	7.75	-

S. No.	Names of MWS with code	CPR Particulars	Total Area (ha) Area owned/ In possession of				Area available for treatment (ha)			
			Pvt. persons	Govt. Revenue	PRI	Any other (Pl. Specify)	Pvt. persons	Govt. (specify dept.)	PRI	Any other (Pl. Specify)
8	Buer (2C1A3n2j)	Wasteland/ degraded land	19.02		7.16		19.02		7.16	
		Pastures	-	-	-	-	-	-	-	-
		Orchards	-	-	-	-	-	-	-	-
		Village Woodlot	-	-	0.27	-	-	-	-	-
		Forest	-	-	-	-	-	-	-	-
		Village Ponds/ Tanks	-	-	1.08	-	-	-	1.08	-
		Community Buildings	-	-	6.90	-	-	-	-	-
		Weekly Markets	--	--	-	--	--	--	--	--
		Permanent markets	--	--	--	--	--	--	--	--
		Temples/ Places of worship		-	0.21	--	--	--	--	--
		Habitat, Chakmarg, Sector, Road etc	-	7.64	-	-	-	-	-	-
		Total	**19.02**	**7.64**	**15.62**	**-**	**19.02**	**-**	**10.18**	**-**

S. No.	Names of MWS with code	CPR Particulars	Total Area (ha) Area owned/ In possession of				Area available for treatment (ha)			
			Pvt. persons	Govt. Revenue	PRI	Any other (Pl. Specify)	Pvt. persons	Govt. (specify dept.)	PRI	Any other (Pl. Specify)
9	Kothilhai (2C1A3n2e)	Wasteland/ degraded land	29.26		10.18		29.26		10.18	
		Pastures	-	-	-	-	-	-	-	-
		Orchards	-	-	-	-	-	-	-	-
		Village Woodlot	-	-	0.42	-	-	-	-	-
		Forest	-	-	-	-	-	-	-	-
		Village Ponds/ Tanks	-	-	1.07	-	-	-	1.07	-
		Community Buildings	-	-	7.15	-	-	-	-	-
		Weekly Markets	--	--	-	--	--	--	--	--
		Permanent markets	--	--	--	--	--	--	--	--
		Temples/ Places of worship		-	0.29	--	--	--	--	--
		Habitat, Chakmarg, Sector, Road etc	-	11.73	-	-	-	-	-	-
		Total	**29.26**	**11.73**	**19.11**	**-**	**29.26**	**-**	**11.25**	**-**

S. No.	Names of MWS with code	CPR Particulars	Total Area (ha) Area owned/ In possession of				Area available for treatment (ha)			
			Pvt. persons	Govt. Revenue	PRI	Any other (Pl. Specify)	Pvt. persons	Govt. (specify dept.)	PRI	Any other (Pl. Specify)
10	Rampur Tarauhan (2C1A3n2h)	Wasteland/ degraded land	40.20		13.73		40.20		13.73	
		Pastures	-	-	-	-	-	-	-	-
		Orchards	-	-	-	-	-	-	-	-
		Village Woodlot	-	-	0.45	-	-	-	-	-
		Forest	-	-	-	-	-	-	-	-
		Village Ponds/ Tanks	-	-	1.15	-	-	-	1.15	-
		Community Buildings	-	-	8.90	-	-	-	-	-
		Weekly Markets	--	--	-	--	--	--	--	--
		Permanent markets	--	--	--	--	--	--	--	--
		Temples/ Places of worship		-	0.32	--	--	--	--	--
		Habitat, Chakmarg, Sector, Road etc	-	15.94	-	-	-	-	-	-
		Total	**40.20**	**15.94**	**24.55**	**-**	**40.20**	**-**	**14.88**	**-**
		G. Total	**326.19**	**168.49**	**243.99**	**-**	**324.36**	**-**	**130.34**	**-**

3.2 Soil and Land Holding Pattern

Majority of the land of the project is heavy textured soil. Category wise details of farmer and their irrigated area are described in Table 3.6.

Table 3.5: Details of Soil texture in IWMP-II Chitrakoot

S. N.	MWS project	Area in different soil group (ha)			
		Light textured soil (sand, loamy sand)	Medium textured soil (Sandy loam, silt loam)	Heavy textured soil (Clayey)	MWS Total
1	Bhoehari mafi 2C1A3m2b	11.70	70.10	387.20	469
2	Ragauli 2C1A3m2e	12.40	92.30	470.30	575
3	Chhechhariha khurd 2C1A3n2d	29.10	162.60	776.30	968
4	Budha Semarwar 2C1A3n2c	11.20	97.80	467.00	576
5	Basila 2C1A3k2b	7.80	48.50	246.70	303
6	Bhaunri 2C1A3k2j	13.30	47.20	289.50	350
7	Bagrehi 2C1A3k2k	10.20	35.10	314.70	360
8	Buer 2C1A3n2j	9.60	38.90	308.50	357
9	Kothilhai 2C1A3n2e	19.30	100.40	382.30	502
10	Rampur Tarauhan 2C1A3n2h	25.70	115.90	548.40	690
					5150

Table: 3.6: Details of land holding pattern in IWMP-II Chitrakoot

S.N.	Name MWS with code	Name of Village	Type of Farmer	No. of households	No. of BPL households	Land holding (ha)		
						Irrigated	rainfed	Total
1	Bhoehari mafi 2C1A3m2b	Bhoehari mafi Etaura Kota	(i) Big (above 4 ha.) (ii) Medium (2-4ha.) (iii) Small (1-2 ha.) (iv) Marginal (0-ha) (v)Landless	17 92 139 164 8	 164 8	2.75 1.25	66.36 180.78 158.49 63.37	69.11 182.03 158.49 63.37
				420	**170**	**4.00**	**469.00**	**473.00**
2	Ragauli 2C1A3m2e	Ragauli Kanthipur Amarpur Kota	(i) Big (above 4 ha.) (ii) Medium (2-4ha.) (iii) Small (1-2 ha.) (iv) Marginal (0-ha)	26 109 161 218	 218	8.10 2.65	98.08 216.92 176.23 83.77	106.18 219.57 176.23 83.77

		Balapur Khalsa Kaloopur	(v)Landless	5	5			
				520	**223**	**10.75**	**575.00**	**585.75**
3	Chhechhariha khurd 2C1A3n2d	Chhechhariha khurd Chhechhariha Bujurg Bhudha Mafi Ragauli Kanthipur Kothilhai Bhaunri	(i) Big (above 4 ha.) (ii) Medium (2-4ha.) (iii) Small (1-2 ha.) (iv) Marginal (0-ha) (v)Landless	50 151 286 336 17	 336 17	7.70 5.22	217.05 311.03 305.91 134.02	224.75 316.25 305.91 134.01
				840	**353**	**12.92**	**968.00**	**980.92**
4	Budha 2C1A3n2c	Budha Semarwar Ranipur Tarauhan Ragauli Chhechhariha khurd Bhabha mafi Basila Atrauli	(i) Big (above 4 ha.) (ii) Medium (2-4ha.) (iii) Small (1-2 ha.) (iv) Marginal (0-ha) (v)Landless	30 119 184 256 6	 256 6	4.95 2.03	116.95 239.47 186.25 33.33	121.90 241.50 186.25 33.33
				595	**262**	**6.98**	**576.00**	**582.98**
5	Basila 2C1A3k2b	Basila Bhaunri	(i) Big (above 4 ha.) (ii) Medium (2-4ha.) (iii) Small (1-2 ha.) (iv) Marginal (0-ha) (v)Landless	30 113 202 244 6	 244 6	12.68 6.92	37.12 128.83 95.80 41.25	49.80 135.75 95.80 41.25
				595	**250**	**19.60**	**303.00**	**322.60**
6	Bhaunri 2C1A3k2j	Bhaunri	(i) Big (above 4 ha.) (ii) Medium (2-4ha.) (iii) Small (1-2 ha.) (iv) Marginal (0-ha) (v)Landless	21 113 170 206 5	 206 5	15.80 7.87	69.28 169.23 72.99 38.50	85.08 177.10 72.99 38.50
				515	**211**	**23.67**	**350.00**	**373.67**
7	Bagrehi	Bagrehi	(i) Big (above 4 ha.)	33		4.50	64.70	68.75

	2C1A3k2k	Bhaunri	(ii) Medium (2-4ha.) (iii) Small (1-2 ha.) (iv) Marginal (0-ha) (v)Landless	120 246 259 7	 259 7		145.80 97.65 51.85	145.80 97.65 51.85
				665	**665**	**4.05**	**360.00**	**364.05**
8	Buer 2C1A3n2j	Buer Bhaunri	(i) Big (above 4 ha.) (ii) Medium (2-4ha.) (iii) Small (1-2 ha.) (iv) Marginal (0-ha) (v)Landless	11 70 123 144 4	 144 4	4.24	40.86 148.75 136.87 30.52	45.10 148.75 136.87 30.52
				350	**148**	**4.24**	**357.00**	**361.24**
9	Kothilhai 2C1A3n2e	Kothilhai Buer Samariya Charandasi Baghauda	(i) Big (above 4 ha.) (ii) Medium (2-4ha.) (iii) Small (1-2 ha.) (iv) Marginal (0-ha) (v)Landless	27 156 211 272 14	 272 14	6.10 2.25	69.65 203.65 159.04 69.66	75.75 205.90 159.04 69.66
				680	**286**	**8.35**	**502.00**	**510.35**
10	Rampur Tarauhan 2C1A3n2h	Rampur Tarauhan Takhtupur Pahkanjari Bhaunri Buer Char Basawanpur Semariya Charan Dasi	(i) Big (above 4 ha.) (ii) Medium (2-4ha.) (iii) Small (1-2 ha.) (iv) Marginal (0-ha) (v)Landless	24 146 183 244 12	 244 12	4.12 1.30	98.13 294.48 191.30 106.09	102.25 295.78 191.30 106.09
				610	**256**	**5.42**	**690.00**	**695.42**
								5249.98

3.3 Major Crops, its Productivity and Production

Micro-watershed wise grown crops, their productivity and production under irrigated and rainfed condition is given in Table 3.7. As far as productivity of cereals is concerned, it is significantly lower than the state and national average. Micro-watershed wise cropping intensity varied from 132.63 to 142.57 per cent with 136.86 per cent for the project.

Table 3.7: Micro-watershed wise details of Crops, their Productivity and Production in IWMP-II Chitrakoot

Name of MWS - Ragauli (2C1A3m2e)

S.N.	crop	Area in (Ha.)		Productivity Q/Ha		Production (Q)			
						Grain/Main product		Fodder/Fuel /Other product.	
		Irrigated	Rainfed	Irrigated	Rainfed	Irrigated	Rainfed	Irrigated	Rainfed
A	**Khaif**								
1	Urd	0	33.37	0	4.40	0	146.82	0	0
2	Moong	0	49.34	0	4.10	0	202.29	0	0
3	Arhar	0	66.75	0	5.30	0	353.77	0	641.56
4	Sorghum	0	62.18	0	3.90	0	242.50	0	178.23
5	Til	0	73.62	0	1.55	0	114.11	0	171.16
	Total	**0**	**285.26**	**0**	**19.25**	**0**	**1059.49**	**0**	**990.95**
B	**Rabi**								
1	Wheat	10.75	107.10	19.70	11.40	211.77	1220.94	317.65	1831.41
2	Barley	0	4.58	0	11.60	0	53.12	0	79.68
3	Masoor	0	208.20	0	5.30	0	1103.46	0	1158.63
4	Gram	0	94.27	0	5.70	0	537.33	0	591.06
5	Pea	0	70.50	0	7.90	0	556.95	0	668.34
6	Mustard	0	24.95	0	2.70	0	67.36	0	80.83
	Total	**10.75**	**509.60**	**19.70**	**44.60**	**211.77**	**3539.16**	**317.65**	**4409.95**
C	**Zaid**								
	Nil								
	Cultivable Area	**585.75**		**Cropping Intensity**	**135.69**				

Name of MWS Basila (2C1A3k2b)

S.N.	crop	Area in (Ha.)		Productivity Q/Ha		Production (Q)			
						Grain/Main product		Fodder/Fuel /Other product.	
		Irrigated	Rainfed	Irrigated	Rainfed	Irrigated	Rainfed	Irrigated	Rainfed
A	**Khaif**								
1	Urd	0	57.73	0	3.90	0	225.15	0	0
2	Moong	0	12.83	0	3.95	0	50.67	0	0
3	Arhar	0	32.06	0	5.40	0	173.12	0	297.56
4	Sorghum	0	16.03	0	3.20	0	51.29	0	37.69
5	Til	0	51.85	0	1.65	0	85.55	0	128.32
	Total	0	**170.50**	0	**18.10**	0	**585.78**	0	**463.57**
B	**Rabi**								
1	Wheat	19.60	92.32	18.20	9.40	356.72	867.80	535.08	1301.70
2	Barley	0	2.62	0	10.10	0	26.46	0	39.69
3	Masoor	0	102.21	0	5.35	0	546.82	0	574.16
4	Gram	0	59.35	0	5.60	0	332.36	0	356.60
5	Pea	0	14.30	0	8.15	0	116.54	0	139.85
	Total	**19.60**	**270.80**	0	**38.60**	**356.72**	**1889.98**	**535.08**	**2412.00**
C	**Zaid**								
	Nil								
	Cultivable Area	**322.60**		**Cropping Intensity**	**136.79**				

Name of MWS Rampur Tarauhan (2C1A3n2h))

S.N.	crop	Area in (Ha.)		Productivity Q/Ha		Production (Q)			
						Grain/Main product		Fodder/Fuel /Other product.	
		Irrigated	Rainfed	Irrigated	Rainfed	Irrigated	Rainfed	Irrigated	Rainfed
A	**Khaif**								
1	Urd	0	36.90	0	4.25	0	156.82	0	0
2	Moong	0	53.95	0	5.27	0	284.31	0	0
3	Arhar	0	72.60	0	5.05	0	366.63	0	630.60
4	Sorghum	0	65.39	0	3.70	0	241.94	0	177.82
5	Til	0	79.46	0	2.25	0	178.78	0	268.17
	Total	0	**308.30**	0	**20.52**	0	**1228.48**	0	**1076.59**
B	**Rabi**								
1	Wheat	5.42	136.80	19.50	9.30	105.69	1272.24	158.53	1908.36
2	Masoor	0	3.45	0	5.40	0	18.63	0	19.56
3	Gram	0	247.90	0	5.60	0	1388.24	0	1527.06
4	Pea	0	122.92	0	5.35	0	657.62	0	789.14
5	Mustard	0	30.40	0	6.90	0	209.76	0	251.71
6	Linseed	0	28.43	0	3.10	0	88.13	0	128.66
	Total	**5.42**	**569.90**	**19.50**	**35.65**	**105.69**	**3634.62**	**158.53**	**4624.49**
C	**Zaid**								
	Nil								
	Cultivable Area	**659.42**		**Cropping Intensity**	**126.28**				

Name of MWS Bagrehi (2C1A3k2k)

S.N.	crop	Area in (Ha.)		Productivity Q/Ha		Production (Q)			
						Grain/Main product		Fodder/Fuel /Other product.	
		Irrigated	Rainfed	Irrigated	Rainfed	Irrigated	Rainfed	Irrigated	Rainfed
A	**Khaif**								
1	Urd	0	16.41	0	3.70	0	60.71	0	0
2	Moong	0	26.79	0	2.90	0	77.69	0	0
3	Arhar	0	34.18	0	4.65	0	158.93	0	273.35
4	Sorghum	0	28.67	0	2.70	0	77.40	0	56.88
5	Til	0	43.21	0	1.35	0	58.33	0	87.50
	Total	0	**149.26**	0	**15.30**	0	**433.06**	0	**417.73**
B	**Rabi**								
1	Wheat	4.05	70.51	17.30	8.40	70.06	592.28	105.09	888.42
2	Barley	0	2.35	0	9.30	0	21.85	0	32.77
3	Masoor	0	137.60	0	5.50	0	756.80	0	794.64
4	Gram	0	64.25	0	5.60	0	359.80	0	395.78
5	Pea	0	18.80	0	6.70	0	125.96	0	151.19
6	Mustard	0	19.91	0	3.50	0	69.68	0	83.61
	Total	**4.05**	**313.42**	**17.30**	**39.00**	**70.06**	**1926.37**	**105.09**	**2346.41**
C	**Zaid**								
	Nil								
	Cultivable Area	**364.05**		**Cropping Intensity**	**127.09**				

Name of MWS Bhaunri (2C1A3k2j)

S.N.	crop	Area in (Ha.)		Productivity Q/Ha		Production (Q)			
						Grain/Main product		Fodder/Fuel /Other product.	
		Irrigated	Rainfed	Irrigated	Rainfed	Irrigated	Rainfed	Irrigated	Rainfed
A	**Khaif**								
1	Urd	0	20.53	0	4.50	0	92.38	0	0
2	Moong	0	30.63	0	3.70	0	113.33	0	0
3	Arhar	0	40.32	0	4.90	0	197.56	0	339.80
4	Sorghum	0	36.36	0	3.40	0	123.62	0	90.86
5	Til	0	43.31	0	1.80	0	77.95	0	116.92
	Total	0	**171.15**	0	**18.30**	0	**604.84**	0	**547.58**
B	**Rabi**								
1	Wheat	23.67	78.58	19.80	11.10	468.66	872.24	702.99	1308.36
2	Barley	0	2.56	0	9.70	0	24.83	0	37.24
3	Masoor	0	144.51	0	5.60	0	809.25	0	849.71
4	Gram	0	70.92	0	5.70	0	404.24	0	444.66
5	Pea	0	22.03	0	8.10	0	178.44	0	214.12
6	Linseed	0	10.22	0	3.90	0	39.85	0	58.18
	Total	**23.67**	**328.82**	**19.80**	**44.10**	**468.66**	**2328.85**	**702.99**	**2912.27**
C	**Zaid**								
	Nil								
	Cultivable Area	**373.67**		**Cropping Intensity**	**133.79**				

Name of MWS Budha (2C1A3n2c)

S.N.	crop	Area in (Ha.)		Productivity Q/Ha		Production (Q)			
						Grain/Main product		Fodder/Fuel /Other product.	
		Irrigated	Rainfed	Irrigated	Rainfed	Irrigated	Rainfed	Irrigated	Rainfed
A	**Khaif**								
1	Urd	0	33.90	0	4.10	0	138.99	0	0
2	Moong	0	50.84	0	4.70	0	238.95	0	0
3	Arhar	0	68.27	0	5.40	0	368.65	0	634.07
4	Sorghum	0	62.55	0	3.30	0	206.41	0	151.71
5	Til	0	70.10	0	1.45	0	101.64	0	152.44
	Total	0	**285.66**	0	**18.95**	0	**1054.64**	0	**938.22**
B	**Rabi**								
1	Wheat	6.98	128.11	18.80	11.10	131.22	1422.02	156.83	2133.03
2	Barley	0	5.63	0	11.60	0	65.30	0	97.95
3	Masoor	0	115.20	0	5.40	0	622.08	0	653.18
4	Gram	0	105.05	0	5.60	0	588.28	0	647.10
5	Pea	0	102.10	0	8.10	0	827.01	0	992.41
6	Mustard	0	27.90	0	3.00	0	83.70	0	100.44
7	Linseed	0	28.45	0	3.20	0	91.04	0	132.91
	Total	**6.98**	**512.44**	**18.80**	**48.00**	**131.22**	**3699.43**	**156.83**	**4757.02**
C	**Zaid**								
	Nil								
	Cultivable Area	**582.98**		**Cropping Intensity**	**136.90**				

Name of MWS Chhechhriha Khurd (2C1A3n2d)

S.N.	crop	Area in (Ha.)		Productivity Q/Ha		Production (Q)			
						Grain/Main product		Fodder/Fuel /Other product.	
		Irrigated	Rainfed	Irrigated	Rainfed	Irrigated	Rainfed	Irrigated	Rainfed
A	**Khaif**								
1	Urd	0	49.43	0	4.40	0	217.49	0	0
2	Moong	0	79.11	0	3.70	0	292.67	0	0
3	Arhar	0	127.18	0	4.25	0	540.51	0	929.67
4	Sorghum	0	99.93	0	3.70	0	369.74	0	271.75
5	Til	0	115.20	0	1.45	0	167.04	0	250.56
	Total	0	**470.85**	0	**17.50**	0	**1587.45**	0	**1451.98**
B	**Rabi**								
1	Wheat	12.92	209.09	19.80	12.20	255.81	2550.90	383.71	3826.35
2	Barley	0	9.16	0	10.10	0	92.51	0	138.76
3	Masoor	0	364.93	0	5.05	0	1842.89	0	1935.03
4	Gram	0	181.59	0	5.60	0	1016.90	0	1118.59
5	Pea	0	41.03	0	7.45	0	305.67	0	366.80
6	Mustard	0	30.10	0	2.40	0	72.24	0	86.68
7	Linseed	0	37.15	0	3.30	0	122.59	0	178.98
	Total	**12.92**	**873.05**	**19.80**	**46.10**	**255.81**	**6003.70**	**383.71**	**7651.19**
C	**Zaid**								
	Nil								
	Cultivable Area	**980.92**		**Cropping Intensity**	**137.00**				

Name of MWS Kothilhai (2C1A3n2e)

S.N.	crop	Area in (Ha.)		Productivity Q/Ha		Production (Q)			
						Grain/Main product		Fodder/Fuel /Other product.	
		Irrigated	Rainfed	Irrigated	Rainfed	Irrigated	Rainfed	Irrigated	Rainfed
A	**Khaif**								
1	Urd	0	25.40	0	4.10	0	104.14	0	0
2	Moong	0	38.10	0	4.25	0	161.92	0	0
3	Arhar	0	50.86	0	5.70	0	289.90	0	498.25
4	Sorghum	0	45.80	0	3.45	0	158.01	0	111.74
5	Til	0	56.23	0	1.50	0	84.34	0	132.11
	Total	0	**216.39**	0	**19.00**	0	**798.31**	0	**742.10**
B	**Rabi**								
1	Wheat	8.35	102.00	20.50	11.70	171.17	1193.40	248.20	1787.80
2	Barley	0	2.55	0	14.20	0	36.21	0	54.45
3	Masoor	0	182.75	0	4.65	0	849.78	0	857.47
4	Gram	0	91.58	0	5.10	0	467.05	0	511.10
5	Pea	0	46.58	0	7.60	0	354.00	0	419.48
	Total	**8.35**	**425.46**	**20.50**	**43.25**	**171.17**	**2900.44**	**248.20**	**3630.30**
C	**Zaid**								
	Nil								
	Cultivable Area	**510.35**		**Cropping Intensity**	**125.76**				

Name of MWS Bhoehari Mafi (2C1A3m2b)

S.N.	crop	Area in (Ha.)		Productivity Q/Ha		Production (Q)			
						Grain/Main product		Fodder/Fuel /Other product.	
		Irrigated	Rainfed	Irrigated	Rainfed	Irrigated	Rainfed	Irrigated	Rainfed
A	**Khaif**								
1	Urd	0	24.90	0	4.15	0	103.33	0	0
2	Moong	0	38.10	0	4.30	0	163.83	0	0
3	Arhar	0	50.05	0	5.60	0	280.28	0	482.08
4	Sorghum	0	45.12	0	3.40	0	153.40	0	112.75
5	Til	0	54.68	0	1.45	0	79.28	0	118.92
	Total	0	**212.85**	0	**18.90**	0	**780.12**	0	**713.75**
B	**Rabi**								
1	Wheat	4.00	96.94	20.40	11.90	81.60	1153.58	122.40	1730.37
2	Barley	0	3.45	0	14.10	0	48.64	0	72.96
3	Masoor	0	171.67	0	4.60	0	789.68	0	829.16
4	Gram	0	86.84	0	5.05	0	438.54	0	482.39
5	Pea	0	45.05	0	7.50	0	337.87	0	405.44
	Total	**4.00**	**403.95**	**20.40**	**43.15**	**81.60**	**2768.31**	**122.40**	**3520.32**
C	**Zaid**								
	Nil								
	Cultivable Area	**473.00**		**Cropping Intensity**	**130.29**				

Summary

Summary	Unit	Production During Kharif	Production during Rabi	Total Production	Remarks
Food Production (Atlas.)					
Cereals	Quintal	1793.12	14342.73	16135.85	-
Pulses	Quintal	5864.8	17363.42	23228.22	-
Oilseed	Quintal	1005.89	943.05	1948.94	-
Grand Total	Quintal			41313.01	-
Fodder Production (Atlas.)					
Dry Fodder	Quintal	42379.07			-
Green Fodder	Quintal	0			-
Fuel Production					
Arhar+Mustard+Til Plants	Quintal	7597.84			-
Over all Cropping Intensity	132.03				

3.4 Agroforestry and Horticulture

There is no systematic agroforestry and orchard in the project area, however, few scattered trees of desi ber, aonla, guava, kathal, etc. was found in the micro-watershed which is consumed locally (Table 3.7).

Table 3.8: Horticulture Status

S. N.	Name of Micro Watershed with code	Name of village	Name of Important horticultural crop						
			Or chard				Scatterd fruit crop		
			Name	Area ha	Productivity qt/ha	Production qtls	No.	Productivity qtl/No	Production qtls
1	Bhoehari mafi 2C1A3m2b	Bhoehari mafi Etaura Kota	Nil	Nil	Nil	Nil	39	1.75	68.25
2	Ragauli 2C1A3m2e	Ragauli Kanthipur Amarpur Kota Balapur Khalsa Kaloopur	Nil	Nil	Nil	Nil	36	1.80	64.80
3	Chhechhariha khurd 2C1A3n2d	Chhechhariha khurd Chhechhariha Bujurg Bhudha Mafi Ragauli Kanthipur Kothilhai Bhaunri	Nil	Nil	Nil	Nil	50	1.60	80.00
4	Budha Semarwar 2C1A3n2c	Budha Semarwar Ranipur Tarauhan Ragauli	Nil	Nil	Nil	Nil	45	1.75	78.75

		Chhechhariha khurd							
		Bhabha mafi							
		Basila							
		Atrauli							
5	Basila 2C1A3k2b	Basila	Nil	Nil	Nil	Nil	42	1.60	67.20
		Bhaunri							
6	Bhaunri 2C1A3k2j	Bhaunri	Nil	Nil	Nil	Nil	60	1.75	105.00
7	Bagrehi 2C1A3k2k	Bagrehi	Nil	Nil	Nil	Nil	30	1.50	45.00
		Bhaunri							
8	Buer 2C1A3n2j	Buer	Nil	Nil	Nil	Nil	32	1.50	48.00
		Bhaunri							
9	Kothilhai 2C1A3n2e	Kothilhai	Nil	Nil	Nil	Nil	36	1.60	57.60
		Buer							
		Samariya Charandasi							
		Baghauda							
10	Rampur Tarauhan 2C1A3n2h	Rampur Tarauhan	Nil	Nil	Nil	Nil	25	1.50	37.50
		Takhtupur							
		Pahkanjari							
		Bhaunri							
		Buer							
		Char							
		Basawanpur							
		Semariya Charan Dasi							

3.5 Livestock and Fisheries

In the name of cattle mainly desi cow are found in the project which productivity are significantly lower than the average productivity of the state. The Details of livestock and its productivity are available in Table 3.8 and 3.9, respectively.

Table 3.9: Livestock Population in IWMP- I, Chitrakoot (All Figures are in No.)

S.N.	Name of Micro watershed with code	Name of village	cow		buffalo		Ox/Bull	Goat	Sheep	Piggeries	Poultry			other
			Desi	Crossed	Desi	Murrah					Broiler	Layer	Total	Specify
1	Bhoehari mafi 2C1A3m2b	Bhoehari mafi	50	0	15	0	8	40	0	0	0	0	113	
		Etaura	102	8	228	2	30	200	0	0	0	30	600	
		Kota	14	0	18	0	10	10	0	0	0	0	52	
2	Ragauli 2C1A3m2e	Ragauli	40	0	48	2	5	40	0	0	0	10	145	
		Kanthipur	285	15	197	3	24	225	0	0	0	40	789	
		Amarpur	309	18	177	0	18	200	0	0	0	35	757	
		Kota	208	4	140	2	24	200	0	0	0	0	578	
		Balapur Khalsa	60	0	56	0	24	80	0	0	0	0	220	
		Kaloopur	18	0	20	0	15	10	0	0	0	0	63	
3	Chhechhariha khurd 2C1A3n2d	Chhechhariha khurd	169	11	206	4	60	110	0	0	0	18	578	
		Chhechhariha Bujurg	143	14	143	2	50	350	0	0	0	20	722	
		Bhudha Mafi	60	0	13	0	7	30	0	0	0	0	110	
		Ragauli	35	0	40	0	12	30	0	0	0	8	125	
		Kanthipur	0	0	0	0	0	0	0	0	0	0	0	
		Kothilhai	80	0	57	0	4	120	0	0	0	12	273	
		Bhaunri	244	16	103	2	81	500	0	0	0	195	1141	
4	Budha Semarwar	Budha	60	0	25	0	7	40	0	0	0	0	132	

	2C1A3n2c	Semarwar	53	0	22	0	8	30	0	0	0	0	113	
		Ranipur Tarauhan	0	0	0	0	0	0	0	0	0	0	0	
		Ragauli	45	0	55	0	8	35	0	0	0	7	150	
		Chhechhariha khurd	131	9	157	3	52	90	0	0	0	12	454	
		Bhabha mafi	40	0	21	0	10	30	0	0	0	0	101	
		Basila	113	7	120	0	10	55	0	0	0	8	313	
		Atrauli	398	19	341	2	100	200	0	0	0	30	1090	
5	Basila 2C1A3k2b	Basila	112	3	100	0	72	50	0	0	0	12	349	
		Bhaunri	159	11	142	3	67	705	0	0	0	170	1257	
6	Bhaunri 2C1A3k2j	Bhaunri	145	5	158	2	71	600	0	0	0	150	1131	
7	Bagrehi 2C1A3k2k	Bagrehi	268	12	178	2	25	1000	0	0	0	30	1515	
		Bhaunri	145	10	132	3	68	730	0	0	0	180	1268	
8	Buer 2C1A3n2j	Buer	471	24	231	3	17	655	0	0	0	8	1409	
		Bhaunri	137	8	166	4	51	695	0	0	0	160	1221	
9	Kothilhai 2C1A3n2e	Kothilhai	78	0	70	0	8	80	0	0	0	18	254	
		Buer	512	18	267	3	18	550	0	0	0	12	1380	
		Samariya Charandasi	97	6	113	2	15	300	0	0	0	140	673	
		Baghauda	0	0	0	0	0	0	0	0	0	0	0	
10	Rampur Tarauhan 2C1A3n2h	Rampur Tarauhan	46	0	72	0	50	100	0	0	0	25	293	
		Takhtupur	25	0	40	0	20	50	0	0	0	0	135	
		Pahkanjari	85	0	115	0	20	100	0	0	0	0	320	
		Bhaunri	134	6	146	4	62	690	0	0	0	145	1187	
		Buer	475	15	247	3	15	495	0	0	0	15	1265	
		Char	405	18	1045	2	36	1100	0	0	0	10	2616	
		Basawanpur	0	0	0	0	0	0	0	0	0	0	0	
		Semariya Charan Dasi	107	3	80	0	10	400	0	0	0	185	785	
	Total		**6058**	**260**	**5504**	**53**	**1192**	**10925**	**0**	**0**	**0**	**1685**	**25677**	

Table 3.10: Productivity of livestock in IWMP-II Chitrakoot

S. N.	Name of Micro watershed with code	Name of village	Milk Production (Liter Per day)				Goatry	Poultry		Piggeries weight kg/pig
			cow		buffalo		Weitht in Kg/goat	Broiler weight in Kg/Brl	Layers No. of eggs/day	
			Desi	Crossed	Desi	Murrah				
1	Bhoehari mafi 2C1A3m2b	Bhoehari mafi	1.50	0	2.30	0	26	0	0	
		Etaura	1.70	2.80	2.20	5.70	27	0	128	
		Kota	1.60	0	2.40	0.00	28	0	0	
2	Ragauli 2C1A3m2e	Ragauli	0.90	0	2.50	5.50	25	0	200	
		Kanthipur	1.40	2.70	2.10	5.30	24	0	190	
		Amarpur	1.60	2.60	2.00	0	21	0	170	
		Kota	1.60	2.80	2.40	5.40	23	0	0	
		Balapur Khalsa	1.70	0	2.30	0	26	0	0	
		Kaloopur	1.80	0	2.10	0	24	0	0	
3	Chhechhariha khurd 2C1A3n2d	Chhechhariha khurd	1.50	2.60	2.20	5.50	28	0	180	
		Chhechhariha Bujurg	1.60	2.70	2.50	5.60	26	0	160	
		Bhudha Mafi	1.90	0	2.40	0	27	0	0	
		Ragauli	1.50	0	2.00	0	25	0	190	
		Kanthipur	0	0	0	0	0	0	0	
		Kothilhai	1.80	0	2.60	0	27	0	200	
		Bhaunri	1.70	2.80	2.30	5.30	26	0	180	
4	Budha Semarwar 2C1A3n2c	Budha	1.40	0	2.20	0	26	0	0	
		Semarwar	1.50	0	2.00	0	24	0	0	
		Ranipur Tarauhan	0	0	0	0	0	0	0	
		Ragauli	1.60	0	2.10	0	22	0	170	
		Chhechhariha khurd	1.70	2.50	2.20	5.20	25	0	160	
		Bhabha mafi	1.50	0	2.30	0	24	0	0	
		Basila	1.80	2.60	2.40	0	24	0	190	
		Atrauli	1.90	2.80	2.10	5.10	23	0	200	

5	Basila 2C1A3k2b	Basila	1.70	2.60	2.20	0	22	0	170	
		Bhaunri	1.60	2.70	2.00	5.30	22	0	170	
6	Bhaunri 2C1A3k2j	Bhaunri	1.50	2.50	2.30	5.50	26	0	160	
7	Bagrehi 2C1A3k2k	Bagrehi	1.60	2.80	2.40	5.40	27	0	180	
		Bhaunri	1.60	2.70	2.50	5.20	26	0	190	
8	Buer 2C1A3n2j	Buer	1.50	2.60	2.60	5.60	26	0	200	
		Bhaunri	1.70	2.50	2.50	5.50	25	0	170	
9	Kothilhai 2C1A3n2e	Kothilhai	1.80	0	2.40	0	25	0	180	
		Buer	1.60	2.70	2.30	5.60	23	0	190	
		Samariya Charandasi	1.90	2.90	2.10	5.70	24	0	170	
		Baghauda	0	0	0.00	0	0	0	0	
10	Rampur Tarauhan 2C1A3n2h	Rampur Tarauhan	1.70	0	2.20	0	26	0	200	
		Takhtupur	1.60	0	2.30	0	28	0	0	
		Pahkanjari	1.50	0	2.40	0	27	0	0	
		Bhaunri	1.40	2.80	2.30	5.40	25	0	170	
		Buer	1.70	2.70	2.10	5.30	26	0	180	
		Char	1.50	2.60	2.50	5.50	24	0	190	
		Basawanpur	0.00	0	0	0	0	0	0	
		Semariya Charan Dasi	1.70	2.80	2.40	0	25	0	160	
		Total	**62.80**	**61.80**	**89.10**	**108.60**	**978**	**0**	**4998**	

3.6 Forest and Grassland

There is no grassland available in the project, however, information on naturally generated/grown degraded forest is given in Table 3.10.

Table 3.10: Forest, vegetative cover/grassland in IWMP-II Chitrakoot

S. N.	Name of MWS with Code	Name of Village	Forest (Area ha)			Grassland (Area ha)		Other vegetative cover (Area ha)	
			Reserve	Gram Samaj (Natural/ Planted)	Total	Gram Samaj	Private	Gram Samat	Private
1	Bhoehari mafi 2C1A3m2b	Bhoehari mafi	0	0.28	0.28	0	0	0	1.21
		Etaura	0	0.36	0.36	0	0	0	2.14
		Kota	0	0	0	0	0	0	0.91
		Total	0	0.64	0.64	0	0	0	4.26
2	Ragauli 2C1A3m2e	Ragauli	0	0.59	0.59	0	0	0	1.31
		Kanthipur	0	0.1	0.1	0	0	0	0.75
		Amarpur	0	0	0	0	0	0	0.21
		Kota	0	0.12	0.12	0	0	0	0.63
		Balapur Khalsa	0	0	0	0	0	0	0.29
		Kaloopur	0	0	0	0	0	0	0.51
		Total	0	0.81	0.81	0	0	0	3.7
3	Chhechhariha khurd 2C1A3n2d	Chhechhariha khurd	0	0.65	0.65	0	1.5	0	2.15
		Chhechhariha Bujurg	0	0.17	0.17	0	0	0	0.86
		Bhudha Mafi	0	0	0	0	3.95	0	0.74
		Ragauli	0	0	0	0	0	0	0.21
		Kanthipur	0	0	0	0	0	0	0.3
		Kothilhai	0	0.11	0.11	0	0	0	0.18
		Bhaunri	0	0.12	0.12	0	0	0	0.15
		Total	0	1.05	1.05	0	5.45	0	4.59
4	Budha 2C1A3n2c	Budha	0	0.15	0.15	0.65	0	0	1.07
		Semarwar	0	0.16	0.16	0	0	0	0.96
		Ranipur Tarauhan	0	0		0	0	0	0.75
		Ragauli	0	0.11	0.11	0	0	0	0.15
		Chhechhariha khurd	0	0.21	0.21	0	0	0	0.12
		Bhabha mafi	0	0	0	0	0	0	0.11

		Basila	0	0	0	0	0	0	0.21
		Atrauli	0	0	0	0	0	0	0.35
		Total	0	0.63	0.63	0.65	0	0	3.72
5	Basila	Basila	0	0.43	0.43	0	0	0	1.85
	2C1A3k2b	Bhaunri	0	0.21	0.21	0	0	0	0.87
			0	0.64	0.64	0	0	0	2.72
6	Bhaunri	Bhaunri	0	1.05	1.05	0	0	0	3.79
	2C1A3k2j		0	0	0	0	0	0	0
		Total	0	0	0	0	0	0	0
7	Bagrehi	Bagrehi	0	0.95	0.95	0	0	0	2.15
	2C1A3k2k	Bhaunri	0	0.14	0.14	0	0	0	0.85
		Total	0	1.09	1.09	0	0	0	3
8	Buer	Buer	0	0.92	0.92	0	0	0	2.12
	2C1A3n2j	Bhaunri	0	0	0	0	0	0	0.28
		Total	0	0.92	0.92	0	0	0	2.4
9	Kothilhai	Kothilhai	0	0.61	0.61	0	0	0	1.95
	2C1A3n2e	Buer	0	0.18	0.18	0	0	0	0.35
		Samariya Charandasi	0	0.09	0.09	0	0	0	0.42
		Baghauda	0	0.14	0.14	0	0	0	0.51
		Total	0	1.02	1.02	0	0	0	3.23
10	Rampur Tarauhan	Rampur Tarauhan	0	0.72	0.72	0	0	0	1.21
	2C1A3n2h	Takhtupur	0	0.21	0.21	0	0	0	0.96
		Pahkanjari	0	0.12	0.12	0	0	0	0.71
		Bhaunri	0	0	0	0	0	0	0.25
		Buer	0	0	0	0	0	0	0.21
		Char	0	0.1	0.1	0	0	0	0.38
		Basawanpur	0	0.14	0.14	0	0	0	0.45
		Semariya Charan Dasi	0	0	0	0	0	0	0
		Total	0	1.29	1.29	0	0	0	4.51
			0	9.14	9.14	0	0	0	35.57

3.7 Livelihood Status

Assestless/landless people earn their livelihood mainly from labour and *batai.* They were earning about Rs. 3000/per month. It is expected that their income will enhance due to watershed management as it will generate sustained employment opportunity. Intervention based on piggeries, fisheries, black smithy and carpentery was not in practice. Livelihood status of landless, farmers and interventions based livelihood status are shown in Table 3.11, 3.12 and 3.13, respectively.

Table 3.12: Livelihood Status of Landless People

S.N.	name & Micro watershed with code	Name of Village	Name of Livelihood Activity	No. of house hold engaged					Pre Project Average Income/year	Desired Activities	Expected Income from desired activities Rs/Year	Remarks
				Sc	St	Other	Women	Total				
1	Bhoehari mafi 2C1A3m2b	Bhoehari mafi Etaura Kota	Labour/ Batai	3	0	4	1	8	8600	Goatary Poultry	19600	With Investment work i.e extra income in SHG
2	Ragauli 2C1A3m2e	Ragauli Kanthipur Amarpur Kota Balapur Khalsa Kaloopur	Labour/ Batai	2	0	2	1	5	5400	Goatary Poultry	13500	With Investment work i.e extra income in SHG
3	Chhechhariha khurd 2C1A3n2d	Chhechhariha khurd Chhechhariha Bujurg Bhabha Mafi Ragauli Kanthipur Kothilhai Bhaunri	Labour/ Batai	4	0	8	5	17	16400	Goatary Poultry Ropemaking	40500	With Investment work i.e extra income in SHG
4	Budha Semarwar 2C1A3n2c	Budha Semarwar Ranipur Tarauhan Ragauli Chhechhariha khurd Bhabha mafi	Labour/ Batai	2	0	3	1	6	5800	Goatary Poultry Ropemaking	14700	With Investment work i.e extra income in SHG

		Basila										
		Atrauli										
5	Basila 2C1A3k2b	Basila	Labour/ Batai	2	0	2	2	6	6200	Goatary Poultry	14200	With Investment work i.e extra income in SHG
		Bhaunri										
6	Bhaunri 2C1A3k2j	Bhaunri	Labour/ Batai	2	0	2	1	5	5200	Goatary Poultry	13200	With Investment work i.e extra income in SHG
7	Bagrehi 2C1A3k2k	Bagrehi	Labour/ Batai	3	0	2	2	7	6800	Goatary Poultry	17250	With Investment work i.e extra income in SHG
		Bhaunri										
8	Buer 2C1A3n2j	Buer	Labour/ Batai	1	0	2	1	4	4500	Goatary Poultry	9800	With Investment work i.e extra income in SHG
		Bhaunri										
9	Kothilhai 2C1A3n2e	Kothilhai	Labour/ Batai	4	0	7	3	14	13500	Goatary Poultry Ropemaking	33650	With Investment work i.e extra income in SHG
		Buer										
		Samariya Charandasi										
		Baghauda										
10	Rampur Tarauhan 2C1A3n2h	Rampur Tarauhan	Labour/ Batai	3	0	6	3	12	11600	Goatary Poultry Ropemaking	29400	With Investment work i.e extra income in SHG
		Takhtupur										
		Pahkanjari										
		Bhaunri										
		Buer										
		Char										
		Basawanpur										
		Semariya Charan Dasi										
				26	**0**	**38**	**20**	**84**	**84000**		**205800**	

Table 3.13: Details of Livelihood Status of the Farmers

S. N.	Name & Code of Micro watershed	Name of Village	Name of Livelihood Activity	No. of house hold engaged					Pre Project Average Income	Desired Activities	Expected Income from desired activities	Remarks
				Sc	0	Other	Women	Total				
1	Bhoehari mafi 2C1A3m2b	Bhoehari mafi Etaura Kota	Agriculture+ A.H. Labour Batai	54	0	338	20	412	30000-40000	Improvement of agri. Prod. Improvement of animal husbandry NRM, Livelihood activities	55000-65000	With Investment work i.e extra income in SHG
2	Ragauli 2C1A3m2e	Ragauli Kanthipur Amarpur Kota Balapur Khalsa Kaloopur	Agriculture+ A.H. Labour Batai	70	0	413	32	515	30000-40000	Improvement of agri. Prod. Improvement of animal husbandry NRM, Livelihood activities	55000-65000	With Investment work i.e extra income in SHG
3	Chhechhariha khurd 2C1A3n2d	Chhechhariha khurd Chhechhariha Bujurg Bhudha Mafi Ragauli Kanthipur Kothilhai Bhaunri	Agriculture+ A.H. Labour Batai	123	0	652	48	823	30000-40000	Improvement of agri. Prod. Improvement of animal husbandry NRM, Livelihood activities	55000-65000	With Investment work i.e extra income in SHG
4	Budha Semarwar 2C1A3n2c	Budha Semarwar Ranipur Tarauhan Ragauli Chhechhariha khurd Bhabha mafi	Agriculture+ A.H. Labour Batai	77	0	470	42	589	30000-40000	Improvement of agri. Prod. Improvement of animal husbandry NRM, Livelihood activities	55000-65000	With Investment work i.e extra income in SHG

		Basila Atrauli										
5	Basila 2C1A3k2b	Basila Bhaunri	Agriculture+ A.H. Labour Batai	68	0	486	35	589	30000-40000	Improvement of agri. Prod. Improvement of animal husbandry NRM, Livelihood activities	55000-65000	With Investment work i.e extra income in SHG
6	Bhaunri 2C1A3k2j	Bhaunri	Agriculture+ A.H. Labour Batai	72	0	410	28	510	30000-40000	Improvement of agri. Prod. Improvement of animal husbandry NRM, Livelihood activities	55000-65000	With Investment work i.e extra income in SHG
7	Bagrehi 2C1A3k2k	Bagrehi Bhaunri	Agriculture+ A.H. Labour Batai	88	0	540	30	658	30000-40000	Improvement of agri. Prod. Improvement of animal husbandry NRM, Livelihood activities	55000-65000	With Investment work i.e extra income in SHG
8	Buer 2C1A3n2j	Buer Bhaunri	Agriculture+ A.H. Labour Batai	45	0	280	21	346	30000-40000	Improvement of agri. Prod. Improvement of animal husbandry NRM, Livelihood activities	55000-65000	With Investment work i.e extra income in SHG
9	Kothilhai 2C1A3n2e	Kothilhai Buer Samariya Charandasi Baghauda	Agriculture+ A.H. Labour Batai	88	0	542	36	666	30000-40000	Improvement of agri. Prod. Improvement of animal husbandry NRM, Livelihood activities	55000-65000	With Investment work i.e extra income in SHG
10	Rampur Tarauhan 2C1A3n2h	Rampur Tarauhan Takhtupur Pahkanjari Bhaunri Buer Char Basawanpur Semariya Charan Dasi	Agriculture+ A.H. Labour Batai	82	0	483	33	598	30000-40000	Improvement of agri. Prod. Improvement of animal husbandry NRM, Livelihood activities	55000-65000	With Investment work i.e extra income in SHG
				767	**0**	**4614**	**325**	**5706**				

Table 3.14: Present Livelihood Status (No. of households/Income per year) in IWMP-II Chitrakoot

Income in Rs

Sr. No	Name of MWS with code	Name of village	Activities																			
			Dairy		Poultry		Goatry		Piggeries		Fisheries		Black Smithy		Carpentry		Stitching/ knitting		Wages		Agriculture	
			No	Av. income	No	Av. income	No	Av. income	No	Av. income	No	Av. income	No	Av. income	No	Av. income	No	Av. income	No	Av. income	No	Av. income
1	Bhadokhar (2C2B1c2b)	Bhadokhar Sarsenda Barora Purainiya	410	11000 15000	8	1000 1500	38	30000-40000	-	-	-	-	-	-	-	-	-	-	142	35000-40000		510
2	Gadi Kargain (2C2B1d1c)	Gadi Kargain Baghera Lori Ghuraiya	318	13000	5	1200	37	35000	-	-	-	-	-	-	-	-	-	-	115	38000		400
3	Ghuraiya (2C2B1d1b)	Ghuraiya Lori Bhadokhar	260	12500	6	1300	32	34000	-	-	-	-	-	-	-	-	-	-	95	36000		335
4	Maigaon (2C2B1d1a)	Maigaon Bhadokhar Ghuraiya	330	13000	5	1400	43	36000	-	-	-	-	-	-	-	-	-	-	110	35000		465
5	Banka Pahari (2C2B1c2a)	Banka Pahari Barora Maigaon Purainiya	400	13500	8	1350	48	35000	-	-	-	-	-	-	-	-	-	-	135	37000		520
6	Dhawari (2C2B1d1d)	Dhawari Raniyara Basari MaigaonGhuraya Khiriya	340	12000	7	1350	40	33000	-	-	-	-	-	-	-	-	-	-	120	34000		425
	Luhargaon (2C2B1d1e)	Luhargaon Dhawari Gata Pasrai Dhurbai	325	14000	6	1400	41	34000	-	-	-	-	-	-	-	-	-	-	135	35500		460
	Bela (2C2B1q1d)	Bela Dahawari Baswaha Lathwara Dabar	310	14500	5	1500	38	35000	-	-	-	-	-	-	-	-	-	-	130	34500		412

3.8 Hydrology, Water resources and Soil and moisture Conservation

Open shallow dug wells are the only means of irrigation in the area and these wells support only for life saving irrigation. In general, irrigation interval is low due to low water holding capacity of the soils. In the name of soil and moisture conservation only field bund Use of micro-irrigation is almost nil in the area. Groundwater status, irrigation status and source are given in Table 3.15, 3.16 and 3.17, respectively.

Table 3.15: Ground Water Status in IWMP-II Chitrakoot

S.N.	name & Code of Micro watershed	Name of Village	Depth of Ground water Table (Below Ground level) in Mater		No.of Observation well	Remarks
			Before Monsoon	After Monsoon		
1	Bhoehari mafi 2C1A3m2b	Bhoehari mafi	12.60	9.30	4	
		Etaura				
		Kota				
2	Ragauli 2C1A3m2e	Ragauli	12.50	9.40	6	
		Kanthipur				
		Amarpur				
		Kota				
		Balapur Khalsa				
		Kaloopur				
3	Chhechhariha khurd 2C1A3n2d	Chhechhariha khurd	12.45	9.50	5	
		Chhechhariha Bujurg				
		Bhudha Mafi				
		Ragauli				
		Kanthipur				
		Kothilhai				
		Bhaunri				
4	Budha Semarwar 2C1A3n2c	Budha	12.60	9.40	7	
		Semarwar				
		Ranipur Tarauhan				
		Ragauli				

		Chhechhariha khurd				
		Bhabha mafi				
		Basila				
		Atrauli				
5	Basila 2C1A3k2b	Basila	12.55	9.60	6	
		Bhaunri				
6	Bhaunri 2C1A3k2j	Bhaunri	12.70	9.40	5	
7	Bagrehi 2C1A3k2k	Bagrehi	12.60	9.60	5	
		Bhaunri				
8	Buer 2C1A3n2j	Buer	12.30	9.30	6	
		Bhaunri				
9	Kothilhai 2C1A3n2e	Kothilhai	12.10	9.20	8	
		Buer				
		Samariya Charandasi				
		Baghauda				
10	Rampur Tarauhan 2C1A3n2h	Rampur Tarauhan	12.20	9.10	5	
		Takhtupur				
		Pahkanjari				
		Bhaunri				
		Buer				
		Char				
		Basawanpur				
		Semariya Charan Dasi				

Table 3.16: Irrigation Status in IWMP-II Chitrakoot

S. N.	name & Micro watershed with code	Name of Village	Gross Cultivated Area				Net Cultivated Area	Gross Irrigated Area				Not Irrigated Area	Rainfed Area
			Kharif	Rabi	Zaid	Total		Kharif	Rabi	Zaid	Total		
1	Bhoehari mafi 2C1A3m2b	Bhoehari mafi	212.85	403.95	0	616.8	439	0	4	0	4	8	435.60
		Etaura											
		Kota											
2	Ragauli 2C1A3m2e	Ragauli	285.26	509.6	0	794.86	547.32	0	10.75	0	10.75	10.75	536.57
		Kanthipur											
		Amarpur											
		Kota											
		Balapur Khalsa											
		Kaloopur											
3	Chhechhariha khurd 2C1A3n2d	Chhechhariha khurd	470.84	873.05	0	1343.89	909.97	0	12.92	0	12.92	12.92	897.05
		Chhechhariha Bujurg											
		Bhudha Mafi											
		Ragauli											
		Kanthipur											
		Kothilhai											
		Bhaunri											
4	Budha Semarwar 2C1A3n2c	Budha	285.66	512.44	0	798.10	548.96	0	6.98	0	6.98	6.98	541.98
		Semarwar											
		Ranipur Tarauhan											
		Ragauli											
		Chhechhariha khurd											
		Bhabha mafi											
		Basila											
		Atrauli											

5	Basila 2C1A3k2b	Basila	170.50	270.80	0	441.30	304.76	0	19.60	0	19.60	19.60	285.16
		Bhaunri											
6	Bhaunri 2C1A3k2j	Bhaunri	171.15	328.82	0	499.97	353.09	0	23.67	0	23.67	23.67	329.42
7	Bagrehi 2C1A3k2k	Bagrehi	149.26	313.42	0	462.68	343.74	0	4.05	0	4.05	4.05	339.69
		Bhaunri											
8	Buer 2C1A3n2j	Buer	155.80	316.45	0	472.25	342.22	0	4.24	0	4.24	4.24	337.98
		Bhaunri											
9	Kothilhai 2C1A3n2e	Kothilhai	216.39	425.46	0	641.85	481.09	0	8.35	0	8.35	8.35	471.74
		Buer											
		Samariya Charandasi											
		Baghauda											
10	Rampur Tarauhan 2C1A3n2h	Rampur Tarauhan	308.30	569.90	0	878.20	655.22	0	5.42	0	5.42	5.42	649.80
		Takhtupur											
		Pahkanjari											
		Bhaunri											
		Buer											
		Char											
		Basawanpur											
		Semariya Charan Dasi											

Table 3.17: Source wise Area Irrigated in IWMP-II Chitrakoot (area in ha)

S.N.	Name of Micro Watershed with code	Name of village	Canal Area	State tube wells		Tanks		Open well		Bore wells		Lift irrigation		Others (Specify)		Total Irrigated Area	Remerks
				No.	Area	No.	Area	No.	Area	No.	Area	No.	Area	No.	Area		
1	2	3	4	5	6	7	8	9	10	11	12	13	14	15	16	17	18
1	Bhoehari mafi 2C1A3m2b	Bhoehari mafi Etaura Kota	0	0	0	0	0	3	4.00	0	0	0	0	0	0	4.00	
2	Ragauli 2C1A3m2e	Ragauli Kanthipur Amarpur Kota Balapur Khalsa Kaloopur	0	0	0	0	0	7	10.75	0	0	0	0	0	0	10.75	
3	Chhechhariha khurd 2C1A3n2d	Chhechhariha khurd Chhechhariha Bujurg Bhudha Mafi Ragauli Kanthipur Kothilhai Bhaunri	0	0	0	0	0	8	12.92	0	0	0	0	0	0	12.92	
4	Budha Semarwar 2C1A3n2c	Budha Semarwar Ranipur Tarauhan Ragauli Chhechhariha khurd	0	0	0	0	0	5	6.98	0	0	0	0	0	0	6.98	

		Bhabha mafi Basila Atrauli															
5	Basila 2C1A3k2b	Basila Bhaunri	0	0	0	0	0	12	19.60	0	0	0	0	0	0	19.60	
6	Bhaunri 2C1A3k2j	Bhaunri	0	0	0	0	0	16	23.67	0	0	0	0	0	0	23.67	
7	Bagrehi 2C1A3k2k	Bagrehi Bhaunri	0	0	0	0	0	3	4.05	0	0	0	0	0	0	4.05	
8	Buer 2C1A3n2j	Buer Bhaunri	0	0	0	0	0	3	4.24	0	0	0	0	0	0	4.24	
9	Kothilhai 2C1A3n2e	Kothilhai Buer Samariya Charandasi Baghauda	0	0	0	0	0	5	8.35	0	0	0	0	0	0	8.35	
10	Rampur Tarauhan 2C1A3n2h	Rampur Tarauhan Takhtupur Pahkanjari Bhaunri Buer Char Basawanpur Semariya Charan Dasi	0	0	0	0	0	4	5.42	0	0	0	0	0	0	5.42	

CHAPTER – 4

INSTITUTIONAL BUILDING AND PROJECT MANAGEMENT

4.1 Project Implementing Agency

The Project Implementing Agency (PIA) is Soil Conservation Officer, Department of Land Development and Water Resources, IWMP-II Chitrakoot-II, Chitrakoot, Uttar Pradesh. The PIA was given responsibility to develop the micro-watershed by District Watershed Development Unit (DWDU) and State Level Nodal Agency (SLNA) considering its vast experiences in handling land and water management issues in the region. The PIA has well experienced trained and sufficient staff to handle the watershed management programme efficiently. Most of the staff of PIA has exposure of several watershed projects. In addition the PIA has access for technical backstopping from the ICAR viz. IGFRI and NRCAF, and KVK located at Jhansi,Banda and Chitrakoot. Details of PIA are presented in subsequent section.

Table 4.1: Details of Project Implementing Agency (PIA), IWMP-II Chitrakoot

S.N.	Particutars of PIA	
1	Date of selection of PIA	25-05-2010
2	Type of organization	State Govt. Agency
3	Name of organization	Department of land Development and Water Resources, Uttar Pradesh
4	Designation & Address	Bhoomi Sanrakshan Adhikari Land Development and Water Resources, Dhoos Maidan Unit-II District-Chitrakoot
5	Telephone	BSA 09415223392 /05198-233723
6	Fax	-
7	E-mail	bsachitrakut2@gmail.com

Table 4.2: Details of Staff at PIA, IWMP-II Chitrakoot

S. N.	Designation	Name	M/F	Qualification	Field of Experience & Period	Remarks
1	B.S.A.	Sri. M.L. Verma	M	Diploma in Ag. Engg.	32	
2	Junior Engineer	Sri. Vivek Kumar Srivastava	M	Intermediate Diploma Ag. Engg	27	
3	Junior Engineer	Sri. Parmanand	M	B.Sc Diploma in Ag Engg (Hons)	25	
4	ASCI	Sri. Ram Manohar Sharma	M	B.Sc (Ag)	33	
5	ASCI	Sri. Ram Badan Yadav	M	M.Sc (Ag)	29	
6	ASCI	Sri. Shyamendra Verma	M	B.Sc (Ag)	6	
7	ASCI	Sri Tuhinansu Mishra	M	M.Sc (Ag)	6	
8	Jiledar.	Sri. Raj Kumar Sharma	M	Intermediate (Ag)	30	
9	Seench Paryavekshak	Sri. Nanhu Prashad	M	B.A.	29	
10	Seench Paryavekshak	Sri Ram Kumar Jaishwal	M	Intermediate	30	
11	Munsi	Sri. Laxmi Kant Pandey	M	B.Sc (Ag)	22	
12	Munsi	Sri. Birendr Singh Kushwaha	M	B.Sc (Ag)	22	
13	Munsi	sri. Devendra Kumar Sing	M	Intermediate	8	
14	Munsi	Sri. Mahendra Mohan Srivastave	M	B.A.	21	
15	Seench Pal	sri Yogeshwar Prashad Gupta	M	Intermediate (Science)	23	
16	Seench Pal	Sri Diwakar Singh	M	Intermediate	22	
17	Seench Pal	Sri Sunil Kumar	M	Intermediate	21	
18	Seench Pal	Sri Raj Keshwar Prashad	M	B.A.	22	
19	Seench Pal	Rri Moti Lal Patel	M	High School	34	
20	Seench Pal	Sri Subhas Maurya	M	High School	22	
21	Accountant	Sri. Chandra Shekhar	M	B. Com	27	
22	Draftman	Sri. Somesh Srivastava	M	Intermediate Diploma in Draft man	31	
23	Senior Clerk	Sri. Anil Kumar Srivastava	M	B.A.	30	
24	Tracer	Sri. Rajendra Mohan Nigam	M	Intermediate	31	
25	Junior Clerk	Sri Vishvanath Pratap	M	M.A.	1	

Table 4.3: Details of Watershed Development Team (WDT) in the project area

Project- IWMP- II **PIA- BSA, LDWR, Chitrakoot-II** **District – Chitrakoot**

S. N.	Name of WDT member	M/F	Age	Qualification/ Experience	Description of professional training	Role/Function	Date of appointment of WDT member
1	Sri. Vivek Kumar Srivastava	M	48	Intermediate Diploma Ag. Engg	Water Manegment	Water Manegment	Deptt.
2	Sri. Parmanand	M	54	B.Sc Diploma in Ag Engg	Agriculture Engg.	Soil Expert	Deptt.
3	Sri Ram badan yadav	M	55	M.Sc (Ag)	Soil Scince	Agriculture Productionsystem Expert	Deptt.
4	Smt. Shobha Gupta	F	49	M.A. Steno (English) Diploma in Computer	-	Social Work	11/9/2011

Table 4.4: Details of Watershed Committee (WC)

S. N.	Name of Gram Sabha/GP	Date of Constitution/ Registration as a Society (dd/mm/yyyy)	Designation	M/F	SC	ST	OBC/ Gen	SF	MF	LF	Land-less	UG	SHG	GP	Educational qualification
			President	M			√		√						Intermediate
1	Etaura	21/12/2010	Secretary	M	√			√							Intermediate
			Member	M	√			√							High School
			Member	M	√			√							High School
			Member	M	√			√							8th
			Member	M	√				√		√		√		8th
			Member	M	√			√							High School
			Member	M			√			√		√			High School
			Member	M			√		√			√			High School

S. N.	Name of Gram Sabha/GP	Date of Constitution/ Registration as a Society (dd/mm/yyyy)	Designation	M/F	SC	ST	OBC/ Gen	SF	MF	LF	Land-less	UG	SHG	GP	Educational qualification
			President	M	√				√						8th
2	Bhoehari mafi	18/12/2010	Secretary	M	√			√							B.A
			Member	M			√	√							B.A
			Member	M	√			√							B.A
			Member	M			√			√		√			4th
			Member	M	√								√		4th
			Member	M			√	√							High School
			Member	M	√			√				√	√		High School
			Member	M	√				√						High School
			Member	M	√				√						

S. N.	Name of Gram Sabha/GP	Date of Constitution/ Registration as a Society (dd/mm/yyyy)	Designation	M/F	SC	ST	OBC/ Gen	SF	MF	LF	Land-less	UG	SHG	GP	Educational qualification
			President	M			√		√						Intermediate
3	Bhaunri	17/12/2010	Secretary	M	√			√							High School
			Member	M	√			√				√			Intermediate
			Member	M			√				√				Intermediate
			Member	M	√						√				Intermediate
			Member	M			√			√					B.A
			Member	M			√	√							5th
			Member	M			√	√							5th
			Member	M	√			√					√		5th
			Member	M	√			√							5th

S. N.	Name of Gram Sabha/GP	Date of Constitution/ Registration as a Society (dd/mm/yyyy)	Designation	M/F	SC	ST	OBC/ Gen	SF	MF	LF	Land-less	UG	SHG	GP	Educational qualification
			President	M			√	√							Intermediate
4	Bagrehi	20/12/2010	Secretary	M	√						√				B.A
			Member	M			√		√			√			8th
			Member	M			√		√					√	8th
			Member	M			√		√			√			8th
			Member	M	√				√						8th
			Member	F			√				√				5th
			Member	F	√								√		5th

S. N.	Name of Gram Sabha/GP	Date of Constitution/ Registration as a Society (dd/mm/yyyy)	Designation	M/F	SC	ST	OBC/ Gen	SF	MF	LF	Land-less	UG	SHG	GP	Educa-tional qualification
			President	F			√				√				5th
5	Ranipur Tarauhan	18/12/2010	Secretary	M			√				√				High School
			Member	M	√			√					√		5th
			Member	F	√						√		√		5th
			Member	M			√	√				√			B.A
			Member	M			√	√				√			Illitrate
			Member	M	√						√				8th
			Member	F			√	√						√	5th
			Member	M			√		√					√	Illitrate
			Member	M			√				√				High School

S. N.	Name of Gram Sabha/GP	Date of Constitution/ Registration as a Society (dd/mm/yyyy)	Designation	M/F	SC	ST	OBC/ Gen	SF	MF	LF	Land-less	UG	SHG	GP	Educa-tional qualification
			President	M	√			√							5th
6	Kothilhai	17/12/2010	Secretary	M			√				√				B.A
			Member	M	√			√							Intermediate
			Member	F	√			√							Intermediate
			Member	F			√		√						Intermediate
			Member	M	√								√		B.A
			Member	F			√				√				B.A
			Member	M			√				√				Litrate
			Member	F	√								√		Illitrate
			Member	F			√						√		Litrate
			Member	M			√				√				Intermediate

S. N.	Name of Gram Sabha/GP	Date of Constitution/ Registration as a Society (dd/mm/yyyy)	Designation	M/F	SC	ST	OBC/ Gen	SF	MF	LF	Land-less	UG	SHG	GP	Educa-tional qualification
			President	M			√		√						B.A
7	Budha	16/12/2010	Secretary	M	√			√							High School
			Member	M			√	√				√			B.A.
			Member	M	√				√						8th
			Member	M			√		√						B.A.
			Member	M			√	√							8th
			Member	M			√				√				B.A
			Member	M	√						√		√		8th
			Member	M	√						√				High School
			Member	F	√						√		√		8th
			Member	M			√				√				Illateate
			Member	F			√				√				Inter
			Member	M			√		√						Illitrate
S. N.	**Name of Gram Sabha/GP**	**Date of Constitution/ Registration as a Society (dd/mm/yyyy)**	**Designation**	**M/F**	**SC**	**ST**	**OBC/ Gen**	**SF**	**MF**	**LF**	**Land-less**	**UG**	**SHG**	**GP**	**Educa-tional qualification**
			President	M			√			√					B.A
8	Ragauli	2/10/2010	Secretary	M	√				√						High School
			Member	F	√			√							Illitrate
			Member	M			√			√					Illitrate
			Member	M			√								Illitrate
			Member	M			√		√						Illitrate
			Member	M			√			√					5th
			Member	F	√				√						Illitrate
			Member	M	√			√							Litrate
			Member	M			√	√							Illitrate
			Member	M			√			√		√			Illitrate

			Member	M	√			√							Litrate
S. N.	**Name of Gram Sabha/GP**	**Date of Constitution/ Registration as a Society (dd/mm/yyyy)**	**Designation**	**M/F**	**SC**	**ST**	**OBC/ Gen**	**SF**	**MF**	**LF**	**Land-less**	**UG**	**SHG**	**GP**	**Educa-tional qualification**
			President	M	√		√		√	√					B.A
9	Balapur	2/6/2010	Secretary	M			√			√					B.A
			Member	F	√			√							Litrate
			Member	M	√		√	√		√					Litrate
			Member	M	√		√				√				Illitrate
			Member	M			√		√						Litrate
			Member	M	√		√		√	√					Litrate
			Member	F	√		√	√							Litrate
			Member	M	√			√					√		Litrate
			Member	M	√			√					√		Illitrate
			Member	M	√		√	√		√		√			Illitrate
			Member	M	√		√		√						Litrate
S. N.	**Name of Gram Sabha/GP**	**Date of Constitution/ Registration as a Society (dd/mm/yyyy)**	**Designation**	**M/F**	**SC**	**ST**	**OBC/ Gen**	**SF**	**MF**	**LF**	**Land-less**	**UG**	**SHG**	**GP**	**Educa-tional qualification**
			President	F			√			√					B.A
10	Kanthipur	2/6/2010	Secretary	M			√			√					B.A
			Member	F	√			√					√		Litrate
			Member	F	√			√		√			√		Litrate
			Member	M			√	√	√						Illitrate
			Member	M	√										Litrate
			Member	M	√			√							Litrate
			Member	F	√			√							Litrate
			Member	M			√	√							Litrate
			Member	M	√			√							Illitrate
			Member	M	√						√	√			Illitrate

			Member	M	√		√		√							Litrate
			Member	M			√		√							Litrate

S. N.	Name of Gram Sabha/GP	Date of Constitution/ Registration as a Society (dd/mm/yyyy)	Designation	M/F	SC	ST	OBC/ Gen	SF	MF	LF	Land-less	UG	SHG	GP	Educational qualification
			President	M	√			√							High School
11	Basila	26/8/2011	Secretary	M	√				√						Intermediate
			Member	F	√			√							Illitrate
			Member	M			√			√					5th
			Member	M			√								Illitrate
			Member	M			√		√						Illitrate
			Member	F	√		√			√					5th
			Member	F	√				√						8th
			Member	M	√			√							Litrate
			Member	M			√	√							5th
			Member	M			√			√		√			High School
			Member	M	√			√							Litrate

S. N.	Name of Gram Sabha/GP	Date of Constitution/ Registration as a Society (dd/mm/yyyy)	Designation	M/F	SC	ST	OBC/ Gen	SF	MF	LF	Land-less	UG	SHG	GP	Educational qualification
			President	M			√			√					B.A., B.Com
12	Chhechhariha Khurd	18/12/2010	Secretary	M	√			√							Intermediate
			Member	F	√			√					√	√	Illitrate
			Member	M			√			√		√			Intermediate
			Member	M			√			√		√			High School
			Member	M			√		√			√			High School
			Member	M			√	√				√			High School

			Member	F	√			√							8th
			Member	M			√			√		√	√		Illitrate
			Member	M			√			√		√			8th
			Member	M			√		√			√			High School
			Member	M	√			√							Litrate
			Member	M	√						√				Illitrate

S. N.	Name of Gram Sabha/GP	Date of Constitution/ Registration as a Society (dd/mm/yyyy)	Designation	M/F	SC	ST	OBC/ Gen	SF	MF	LF	Land-less	UG	SHG	GP	Educational qualification
			President	M	√			√							Litrate
13	Buer	09/12/2010	Secretary	M	√			√							High School
			Member	M	√				√						Litrate
			Member	F	√				√						8th
			Member	F	√			√					√		Illitrate
			Member	F	√				√				√		Litrate
			Member	F	√						√		√		Illitrate
			Member	M			√		√			√			8th
			Member	M			√			√		√			8th
			Member	M			√			√		√			High School
			Member	M			√		√			√			Litrate

Table 4.5: Details of Self Help Groups (SHGs) in the project area
Project- IWMP II **District – Chitrakoot**

Name of MWS	Name of Villages	Total no of Contituted/registered SHGs				No. of members				No. of SC/ST in each category			No. of BPL in each category			Date of formation of SGs
		With only Men	With only Women	With both	Total	Categories	M	F	Total	M	F	Total	M	F	Total	
Bhoehari mafi 2C1A3m2b	Bhoehari mafi	0	1	0	1	(i)Landless		4	4	0	4	4	0	4	4	12/03/11
						(ii) SF	0	6	6	0	3	3	0	6	6	
						(iii) MF	0	0	0	0	0	0	0	0	0	
						(iv) LF	0	0	0	0	0	0	0	0	0	
						Total	**0**	**10**	**10**	**0**	**7**	**7**	**0**	**10**	**10**	
Ragauli 2C1A3m2e	Ragauli	2	3	0	5	(i)Landless	0	5	5	0	10	10	0	5	05	29/12/10
	Ambarpur					(ii) SF	10	20	30	0	0	0	10	20	30	20/12/10
	Kalupur					(iii) MF	9	6	15	0	0	0	9	6	15	30/12/2010
	Balapur					(iv) LF	0	0	0	0	0	0	0	0	0	
						Total	**19**	**31**	**50**	**0**	**10**	**10**	**19**	**31**	**50**	
Chhechhariha khurd 2C1A3n2d	Chhechhariha khurd	1	1	0	2	(i)Landless	4	2	6	6	0	6	4	2	6	11/12/2010
						(ii) SF	8	6	14	8	1	9	8	6	14	7/8/2011
						(iii) MF	0	0	0	0	0	0	0	0	0	
						(iv) LF	0	0	0	0	0	0	0	0	0	
						Total	**12**	**8**	**20**	**14**	**1**	**15**	**12**	**8**	**20**	
Budha Semarwar 2C1A3n2c	Budha	0	2	0	2	(i)Landless	0	12	12	0	10	10	0	12	12	24/01/2011
						(ii) SF	0	8	8	0	0	0	0	8	8	28/01/11
						(iii) MF	0	0	0	0	0	0	0	0	0	
						(iv) LF	0	0	0	0	0	0	0	0	0	
						Total	**0**	**20**	**20**	**0**	**10**	**10**	**0**	**20**	**20**	
Basila 2C1A3k2b						(i)Landless	10	0	10	1	0	1	1	0	1	22/01/2011
	Basila	1	0	0	1	(ii) SF	0	0	0	0	0	0	9	0	9	
						(iii) MF	0	0	0	0	0	0	0	0	0	
						(iv) LF	0	0	0	0	0	0	0	0	0	
						Total	**10**	**0**	**10**	**1**	**0**	**1**	**10**	**0**	**10**	

Bhaunri 2C1A3k2j						(i)Landless	7	3	10	0	0	0	7	3	10	15/01/11
	Bhaunri	0	0	1	1	(ii) SF	0	0	0	0	0	0	0	0	0	
						(iii) MF	0	0	0	0	0	0	0	0	0	
						(iv) LF	0	0	0	0	0	0	0	0	0	
						Total	**7**	**3**	**10**	**0**	**0**	**0**	**7**	**3**	**10**	
Bagrehi 2C1A3k2k						(i)Landless	0	10	10	0	0	0	0	10	10	28/02/11
	Bagrehi	0	2	0	2	(ii) SF	0	7	7	0	0	0	0	7	7	14/10/11
						(iii) MF	0	0	0	0	0	0	0	0	0	
						(iv) LF	0	0	0	0	0	0	0	0	0	
						Total	**0**	**17**	**17**	**0**	**0**	**0**	**0**	**17**	**17**	
Buer 2C1A3n2j		0	2	0	2	(i)Landless	0	11	11	0	19	19	0	19	19	7/2/2011
	Buer					(ii) SF	0	9	9	0	0	0	0	1	1	4/3/2011
						(iii) MF	0	0	0	0	0	0	0	0	0	
						(iv) LF	0	0	0	0	0	0	0	0	0	
						Total	**0**	**20**	**20**	**0**	**19**	**19**	**0**	**20**	**20**	
Kothilhai 2C1A3n2e		1	1	0	2	(i)Landless	6	8	14	4	3	7	6	8	14	16/6/11
	Kothilhai					(ii) SF	6	2	8	0	0	0	6	2	8	2/10/2011
						(iii) MF	0	0	0	0	0	0	0	0	0	
						(iv) LF	0	0	0	0	0	0	0	0	0	
						Total	**12**	**10**	**22**	**4**	**3**	**7**	**12**	**10**	**22**	
Rampur Tarauhan 2C1A3n2h		0	2	0	2	(i)Landless	0	16	16	0	8	8	0	16	16	6/4/2011
	Rampur Tarauhan					(ii) SF	0	6	6	0	6	6	0	6	6	10/7/2011
						(iii) MF	0	0	0	0	0	0	0	0	0	
						(iv) LF	0	0	0	0	0	0	0	0	0	
						Total	**0**	**22**	**22**	**0**	**14**	**14**	**0**	**22**	**22**	
						GT	**60**	**141**	**201**	**19**	**64**	**83**	**60**	**141**	**201**	

(M – Male, F – Female)

Table 4.6: Details of Activities of Self Help Groups (SHGs) in the project area

Project- IWMP- II **District – Chitrakoot**

S. N.	name & Code of Micro watershed	Name of Village	Name of group	Date of constitution	Name of Adhyakah	Name of Sachiv	Total No. Of Members			Total	Name of Bank and address Account No. & Date	Up to date Saving Rs.	Group activities
							Women	Sc/St	Other				
1	Bhoehari mafi 2C1A3m2b	Bhoehari mafi	Bhueya baba	12/3/2011	Sarswati	Prema	10	10	0	10	Allahabad U.P. Gramin Bank Chakaundh 9533	2694	Goat Keeping Dairy
2	Ragauli 2C1A3m2e	Ragauli	Bhairaw baba	29/12/10	Rohini	Gita	10	0	10	10	Allahabad U.P. Gramin Bank Mail Branch Karwi 28580	3000	Dairy and General Merchant Shop
		Amarpur	Amawar Maiya	20/12/10	Shyam	Vimla	10	0	10	10	Allahabad U.P. Gramin Bank Branch Mandi 11596	3018	Goat Keeping Dairy
		Balapur Khalsa	Pawan	7/8/2011	Pawan	Mewalal	0	0	10	10	Allahabad U.P. Gramin Bank Chakaundh9320	1650	Dairy and General Merchant Shop
		Balapur Khalsa	Karra	3/1/2011	Sunita	Sadapyari	10	10	0	10	Allahabad U.P. Gramin Bank Chakaundh 9316	1400	Goat Keeping
		Kaloopur	Ganga Devi	30/12/10	Vinod	Methai Lal	0	0	10	10	Allahabad U.P. Gramin Bank Branch Mandi 9315	1873	Goat Keeping Dairy
3	Chhechhariha khurd 2C1A3n2d	Chhechhariha khurd	Nageshwar	9/2/2011	Rani	Kiri	10	10		10	Allahabad U.P. Gramin Bank Chakaundh 9404	300	Goat Keeping And Poultry

4		Chhechhariha khurd	Murli	7/8/2011	Rajkumar	Gorelal	0	6	4	10	Allahabad U.P. Gramin Bank Chakaundh	250	Goat Keeping
	Kothilhai 2C1A3n2e	Kothilhai	Jagdeva	2/10/2011	Dasarath Pratap	Sandip Kumar	0	4	8	12	Allahabad U.P. Gramin Bank Bhauri	1000	Dairy
		Kothilhai	Jay Hanuman	16/6/11	Mamta	Mina	10	3	7	10	Allahabad U.P. Gramin Bank Bhauri	250	Goat Keeping & General Merchant Sho
5	Budha Semarwar 2C1A3n2c	Budha	Kailash	24-1-11	Suratiya	Sumitra	10	6	4	10	Allahabad U.P. Gramin Bank Nandi Taura 6389	3035	Goat Keeping
		Budha	Dargah	28/1/11	Kuresha	Jaitun	10	3	7	10	Allahabad U.P. Gramin Bank Nandi Taura 6392	2650	Goat Keeping & General Merchant Sho
6	Basila 2C1A3k2b	Basila	Chandan	22/1/11	Chandan	Kritajya	0	0	10	10	Allahabad U.P. Gramin Bank Bhauri 13362	2400	General Merchant Shop & Floor Mill
7	Bhaunri 2C1A3k2j	Bhaunri	Shankerji	15/1/11	Rameshwar	Satya Prakash	0	0	10	10	Allahabad U.P. Gramin Bank Bhauri 13437	2613	Betel & General Merchant Shop
8	Bagrehi 2C1A3k2k	Bagrehi	Sharda Maiya	28/2/11	Kalawati	Nisha	10	0	10	10	Allahabad U.P. Gramin Bank Bhauri	250	Dairy
		Bagrehi	Dulha baba	14/10/11	Suman	Dipa	10	0	10	10	Allahabad U.P. Gramin Bank Bhauri	500	Dairy
9	Buer 2C1A3n2j	Buer	Kashi	18/1/11	Gudiya	Shobha	10	10	0	10	Allahabad U.P. Gramin Bank Bhauri 13442	2754	Goat Keeping & General Merchant Sho

		Buer	Santoshi Mata	4/3/2011	Shobha	Gayatri	10	9	1	10	Allahabad U.P. Gramin Bank Bhauri 13738	2025	Goat Keeping & General Merchant Sho
10	Rampur Tarauhan 2C1A3n2h	Takhtupur	Maha Laxmi	10/7/2011	Rina Devi	Urmila	10	3	7	10	Allahabad U.P. Gramin Bank Ainchwara 10210	2800	Dairy
		Takhtupur	Jagdish	6/4/2011	Tijiya	Vimla	10	10	0	10	Allahabad U.P. Gramin Bank Ainchwara 1263	2300	Goat Keeping Dairy

(M – Male, F – Female)

4.2: Details of Formation of User Groups (UGs)

User Groups were formed on the basis of beneficiaries of different natural resource conservation activities to be constructed in the watershed. The location of the activities/group mentioned in Table 4.7 can be seen on the proposed plan available in the map section.

Table 4.7: Micro-watershed wise details of User Groups in IWMP-II Chitrakoot

S. N.	Name of Water Shed	Name of Village	Name of guoup	Date of constitution	Name of Adhyakash	Name of Sachive/ Treasurer	Total No of member				Name of bank & Address	user charges	Group Activitiy	Status of user Agreement
							women	sc/st	Other	Total				
1	Budha	Budha	CD1	10/12/2011	Golal	Virendra	1	1	5	7	Under Process	Rs 14/Hrs	Irrigation	Done
			CD2		Ahamadali	Ram khelavan	0	2	4	6	Under Process	Rs 14/Hrs	Irrigation	Done
			CD3		GS Charagah		0	0	0	0	Under Process	Rs 14/Hrs	Rs 14/Hrs	Done
			CD4		Hiralal	Rajjak ali	1	3	4	8	Under Process	Rs 14/Hrs	Irrigation	Done
		Chhechhariha khurd	Check Daim 1	15/11/11	Ramakant	Jagdeve	0	0	5	5	Under Process	Rs 14/Hrs	Irrigation	Done
			Check Daim 2		Nand Kishaor	Ramhit	1	1	4	6	Under Process	Rs 14/Hrs	Irrigation	Done

			Check Daim 3		Braj jival	Shyam lal	1	1	5	7	Under Process	Rs 14/Hrs	Irrigation	Done
			CD1		Dev kumea	Shiv Varan	0	0	10	10	Under Process	Rs 14/Hrs	Irrigation	Done
			CD2		Maika	Avdhes	0	3	3	6	Under Process	Rs 14/Hrs	Irrigation	Done
			CD3		Keshan	Sukuruva	0	0	0	0	Under Process	Rs 14/Hrs	Irrigation	Done
			CD4		Lunja	Mata Prasad	1	0	5	6	Under Process	Rs 14/Hrs	Irrigation	Done
			CD5		Bhaya lal	Bhaya deen	0	2	5	7	Under Process	Rs 14/Hrs	Irrigation	Done
			CD6		Basant Kumar	Ram asare	1	2	5	8	Under Process	Rs 14/Hrs	Irrigation	Done
		Budha Semarwar	CD7		Munnu	Abdul halim Khan	1	2	4	7	Under Process	Rs 14/Hrs	Irrigation	Done
						Total	**7**	**17**	**59**	**83**				

S. N.	**Name of Water Shed**	**Name of Village**	**Name of group**	**Date of constitution**	**Name of Adhyakash**	**Name of Sachiv/ Treasurer**	**Total No of member**				**Name of bank & Address**	**user charges**	**Group Activitiy**	**Status of user Agreement**
							women	**sc/st**	**Other**	**Total**				
2	Bhuihari Mafi	Etaura	CD1		Ramratiya	Rambahori	0	1	2	3	Under Process	Rs 14/Hrs	Irrigation	Done
			CD2		Dharam pal	Jagannath	0	0	4	4	Under Process	Rs 14/Hrs	Irrigation	Done
			CD3		Bhagyan din	Ramnaresh	0	2	3	5	Under Process	Rs 14/Hrs	Irrigation	Done
			CD4		Badri	Ramnaresh	0	2	2	4	Under Process	Rs 14/Hrs	Irrigation	Done
			CD5	26/7/11	Ramnaresh	Bhagyan din	0	0	4	4	Under Process	Rs 14/Hrs	Irrigation	Done
			CD6	26/7/11	Ramnaresh	Bhaya deen	0	0	4	4	Under Process	Rs 14/Hrs	Irrigation	Done
			PB1		Ramratiya	Ramnaresh	0	1	3	4	Under Process	0	Crop Production	Done

			PB2		Rasawai	Manhesh prashad	1	1	3	5	Under Process	0	Crop Production	Done
			PB3		Arjun Prasad	Chandrapal	1	0	4	5	Under Process	0	Crop Production	Done
		Bhuihari Mafi	CD1		Ramraj	Ramendr	1	0	3	4	Under Process	Rs 14/Hrs	Irrigation	Done
			CD2		Devidin	Gorishankar	1	0	3	4	Under Process	Rs 14/Hrs	Irrigation	Done
			CD3		Aumakant	Kedar shing	0	0	4	4	Under Process	Rs 14/Hrs	Irrigation	Done
			CD4	4/8/2011	Shivprasad	Madhuraj	0	1	9	10	Under Process	Rs 14/Hrs	Irrigation	Done
			CD5		Madhuraj	Shital	0	1	2	3	Under Process	Rs 14/Hrs	Irrigation	Done
			CD6		Kuber shing	Chhotelal	1	0	4	5	Under Process	Rs 14/Hrs	Irrigation	Done
			CD7		Kuber	Hori lal	0	0	4	4	Under Process	Rs 14/Hrs	Irrigation	Done
			CD8		Rajkumar	Shukhlal	0	0	5	5	Under Process	Rs 14/Hrs	Irrigation	Done
			Check Daim 1		Madraj	Nand lal	0	0	5	5	Under Process	Rs 14/Hrs	Irrigation	Done
			Check Daim 2		Anand pal	jageshwar	0	0	5	5	Under Process	Rs 14/Hrs	Irrigation	Done
						Total	**5**	**9**	**73**	**87**				

S. N.	Name of Water Shed	Name of Village	Name of group	Date of constitution	Name of Adhyakash	Name of Sachiv/ Treasurer	Total No of member				Name of bank & Address	user charges	Group Activitiy	Status of user Agreement
							women	sc/st	Other	Total				
3	Chhechhariha khurd	Chhechhariha Bujurg	CD3, PB7	1/7/2011	Mata Prasad	Santos	0	0	10	10	Under Process	Rs 14/Hrs	Irrigation	Done
			CD1PB5	1/7/2011	Lal man	Amrat lal	0	0	11	11	Under Process	Rs 14/Hrs	Irrigation	Done
			DC6,PB8	9/7/2011	Devcharan	Ramsvarup	0	0	10	10	Under Process	Rs 14/Hrs	Irrigation	Done
			CD5,PB12	9/7/2011	Shivkumar	Ramashare	0	0	6	6	Under Process	Rs 14/Hrs	Irrigation	Done
			CD4	4/8/2011	Devcharan	Chandrapal	0	0	5	5	Under Process	Rs 14/Hrs	Irrigation	Done
			PB12,SB41	4/8/2011	Suraj pal	Shambhu	2	2	6	10	Under Process	Rs 14/Hrs	Irrigation	Done
			PB3,4	4/8/2011	Sivkumar'	Devi Charan	2	0	4	6	Under Process	Rs 14/Hrs	Irrigation	Done
			PB6	4/8/2011	Ram bharosa	Shivmangal	2	0	2	4	Under Process	Rs 14/Hrs	Irrigation	Done
			PB8,10 Check daim	25/8/11	Bhawani din	Amarshing	1	0	9	10	Under Process	Rs 14/Hrs	Irrigation	Done
			PB11	25/8/11	Indrapal	Vijay Shankar	0	0	6	6	Under Process	Rs 14/Hrs	Irrigation	Done
			SB21	25/8/11	Santos kumar	Shivdayal	0	0	5	5	Under Process	Rs 14/Hrs	Irrigation	Done
			SB23,24	25/8/11	Ram raj	Ram milan	0	0	5	5	Under Process	Rs 14/Hrs	Irrigation	Done
			SB31,32,34,36	25/8/11	Dashrath Prasad	Durga prasad	2	1	7	10	Under Process	Rs 14/Hrs	Irrigation	Done
		Chhechhariha khurd	CB1,PB1	4/9/2011	Shiv Bhavan	Amarshing	9	3	5	17	Under Process	Rs 14/Hrs	Irrigation	Done
			CD2,PB3,4,5	4/9/2011	Ram Krishn	Sahab	0	0	10	10	Under Process	Rs 14/Hrs	Irrigation	Done
			CD3	4/9/2011	Shiv Mangal	Babu lal	0	0	5	5	Under Process	Rs 14/Hrs	Irrigation	Done

			CD4	10/9/2011	Ram ashare	Shusil kumar	0	0	10	10	Under Process	Rs 14/Hrs	Irrigation	Done
			VD5,PB9, Check Daim	10/9/2011	Jagdis Prasad	Ram kishor	0	1	10	11	Under Process	Rs 14/Hrs	Irrigation	Done
						Total	**18**	**7**	**126**	**151**				

S. N.	**Name of Water Shed**	**Name of Village**	**Name of group**	**Date of constitution**	**Name of Adhyakash**	**Name of Sachiv/ Treasurer**	**Total No of member**				**Name of bank & Address**	**user charges**	**Group Activitiy**	**Status of user Agreement**
							women	**sc/st**	**Other**	**Total**				
4	Bhaunri	Bhaunri	CD1	17/12/2010	Chhote lal	Krashan daty	1	4	2	7	Under Process	Rs 14/Hrs	Irrigation	Done
			CD2					0	0	0	Under Process	Rs 14/Hrs	Irrigation	Done
			CD3		Maya din	Rambhavan	1	0	3	4	Under Process	Rs 14/Hrs	Irrigation	Done
			CD4		Chunkai	Bhupandr	1	0	4	5	Under Process	Rs 14/Hrs	Irrigation	Done
			CD5		Ravi shankar	Matganjan	1	0	5	6	Under Process	Rs 14/Hrs	Irrigation	Done
			CD1		Rambhvan	Bhupandr	2	2	3	7	Under Process	Rs 14/Hrs	Irrigation	Done
			CD2		Nathu Prasad	Vinayati	1	0	3	4	Under Process	Rs 14/Hrs	Irrigation	Done
			CD3		Rajkishor	Sarjuprasad	0	0	5	5	Under Process	Rs 14/Hrs	Irrigation	Done
			CD4		Love prasad	Nathu	2	0	3	5	Under Process	Rs 14/Hrs	Irrigation	Done
			PB16		Bodhi lal	Ramdulare	0	0	3	3	Under Process	0	Crop Production	Done
			PB17		Shankar dayal	Puspa devi	2	0	4	6	Under Process	0	Crop Production	Done
			PB21		Bagdu	bittan	1	0	3	4	Under Process	0	Crop Production	Done
			PB22		Vishambar	Badri Prasad	2	0	5	7	Under Process	0	Crop Production	Done
						Total	**14**	**6**	**43**	**63**				

S. N.	Name of Water Shed	Name of Village	Name of group	Date of constitution	Name of Adhyakash	Name of Sachiv/ Treasurer	Total No of member				Name of bank & Address	user charges	Group Activitiy	Status of user Agreement
							women	sc/st	Other	Total				
5	Basila	Basila	dr ambedkaruser gurop	26/8/11	matabadal	shyamlal	2	11	0	13	allahabad u.p. gramen bank	Rs 14/Hrs	Crop Production	Done
		Basila	jai ambe user group	28/8/11	rameshwa	santosh kumar	2	6	5	13	allahabad u.p. gramen bank	Rs 14/Hrs	Irrigation	Done
		Bhuri	rama user group	28/8/11	munna	maheeh	3	8	0	11	allahabad u.p. gramen bank	Rs 14/Hrs	Crop Production	Done
		Basila	suersh user group	30/8/11	suresh	shiv kumar	0	11	0	11	allahabad u.p. gramen bank	Rs 14/Hrs	Animal husbandry	Done
		Basila	jai ma kali	30/8/11	ram pratap	bhanu pratap	0	2	8	10	allahabad u.p. gramen bank	Rs 14/Hrs	Animal husbandry	Done
		Basila	jai hanuman	30/8/11	tarun kumar	sanjay singh	1	3	7	11	allahabad u.p. gramen bank	Rs 14/Hrs	Crop Production	Done
		Bhuri	laxmaibai user group	30/8/11	Nayma	maiki	6	10	4	20	allahabad u.p. gramen bank	Rs 14/Hrs	Goat	Done
						Total	**14**	**51**	**24**	**89**				

S. N.	Name of Water Shed	Name of Village	Name of group	Date of constitution	Name of Adhyakash	Name of Sachiv/ Treasurer	Total No of member				Name of bank & Address	user charges	Group Activitiy	Status of user Agreement
							women	sc/st	Other	Total				
6	Bagrehi	Bhaunri	CD1	17/12/10	yashodanand	shyamlal	2	1	5	8	Under Process	Rs 14/Hrs	Irrigation	Done
		Bhaunri	CD2	17/12/10	Shankar	rahim	1	6	2	9	Under Process	Rs 14/Hrs	Irrigation	Done
		Bhaunri	CD3,4	17/12/10	Karim	kishor	0	4	2	6	Under Process	Rs 14/Hrs	Irrigation	Done
		Bagrehi	PB1,2,3,4	18/12/10	gaya prasad	ram milan	0	2	6	8	Under Process	Rs 14/Hrs	Crop Production	Done
		Bagrehi	PB5,6,7	18/12/10	gaya prasad	janardan	0	3	8	11	Under Process	Rs 14/Hrs	Crop Production	Done
		Bagrehi	PB8,9,10,11	18/12/10	rudra prasad	krashan	0	2	8	10	Under Process	Rs 14/Hrs	Crop Production	Done
						Total	3	18	31	52				

S. N.	Name of Water Shed	Name of Village	Name of group	Date of constitution	Name of Adhyakash	Name of Sachiv/ Treasurer	Total No of member				Name of bank & Address	user charges	Group Activitiy	Status of user Agreement
							women	sc/st	Other	Total				
7	Buer	Buer	CD1	15/9/11	chhote lal	budhvilash	0	3	5	8	Under Process	Rs 14/Hrs	Irrigation	Done
		Buer	CD2	10/11/2011	budhvilas	mohan lal	0	8	1	9	Under Process	Rs 14/Hrs	Irrigation	Done
		Buer	CD3	20/10/11	dvarika prasad	anil kumar	1	7	3	11	Under Process	Rs 14/Hrs	Irrigation	Done
		Buer	CD4	5/8/2011	girish nath	koduva	1	8	2	11	Under Process	Rs 14/Hrs	Crop Production	Done
		Buer	CD5	25/7/11	akhilesh	akhilesh	0	3	2	5	Under Process	Rs 14/Hrs	Crop Production	Done
		Buer	CD6	5/7/2011	yougesh	pataniya	0	11	5	16	Under Process	Rs 14/Hrs	Crop Production	Done
		Buer	PB1	15/6/11	koduva	aanandi	0	8	0	8	Under Process	Rs 14/Hrs	Crop Production	Done

			Taalb	10/5/2011	shuryvali	ved prakash	0	7	0	7	Under Process	Rs 14/Hrs	Crop Production	Done
		Bhaunri	CD1	20/6/11	ganga	keshav prasad	0	7	5	12	Under Process	Rs 14/Hrs	Crop Production	Done
		Bhaunri	Check dail1	11/6/2011	girdhari	krashan kumar	0	4	3	7	Under Process	Rs 14/Hrs	Crop Production	Done
		Bhaunri	Check dail2	5/6/2011	achal	shuryvali	0	6	2	8	Under Process	Rs 14/Hrs	Crop Production	Done
		Bhaunri	Check dail3	8/11/2011	shuryvali	rampal	0	5	4	9	Under Process	Rs 14/Hrs	Crop Production	Done
						Total	2	77	32	111				

S. N.	Name of Water Shed	Name of Village	Name of group	Date of constitution	Name of Adhyakash	Name of Sachiv/ Treasurer	Total No of member				Name of bank & Address	user charges	Group Activitiy	Status of user Agreement
							women	sc/st	Other	Total				
8	Raguli	Raguli	CD1		Badri	navarda	1	0	2	3	Under Process	Rs 14/Hrs	Irrigation	Done
		Raguli	CD2	27/7/11	rammelan	motilal	0	3	3	6	Under Process	Rs 14/Hrs	Irrigation	Done
		Raguli	CD3	27/7/11	ramashre	santosh	0	1	8	9	Under Process	Rs 14/Hrs	Irrigation	Done
		Raguli	CD4		ramashre	santosh	0	1	8	9	Under Process	Rs 14/Hrs	Irrigation	Done
		Raguli	CD5		gerja	hnumandas	0	0	3	3	Under Process	Rs 14/Hrs	Irrigation	Done
		Raguli	CD6		permnarayan	ramsarad	0	0	3	3	Under Process	Rs 14/Hrs	Irrigation	Done
		Raguli	CD7		nathuwa	gerja	2	0	3	5	Under Process	Rs 14/Hrs	Irrigation	Done
		Raguli	CD8		rajendra	darmraj	1	0	4	5	Under Process	Rs 14/Hrs	Irrigation	Done
		Raguli	CD9		rajan	sulkeshya	0	0	3	3	Under Process	Rs 14/Hrs	Irrigation	Done
		Raguli	PB1		dadulal	ramsarad	0	0	4	4	Under Process	Rs 14/Hrs	Crop Production	Done

		Raguli	PB2		gerja	mehandra	0	0	3	3	Under Process	Rs 14/Hrs	Crop Production	Done
		Raguli	PB3		Ramraj	tejbhadur	0	0	4	4	Under Process	Rs 14/Hrs	Crop Production	Done
		Raguli	checkdame		hnumandas	ramashre	0	0	3	3	Under Process	Rs 14/Hrs	Irrigation	Done
		Balapur	PB1		ramkeshor	chottelal	0	0	4	4	Under Process	Rs 14/Hrs	Crop Production	Done
		Balapur	PB2		bendaprasad	nanka	0	0	5	5	Under Process	Rs 14/Hrs	Crop Production	Done
		Balapur	PB3		shrikashan	bhodhilal	0	0	4	4	Under Process	Rs 14/Hrs	Crop Production	Done
		Balapur	CD1		basir	ramjan	0	0	5	5	Under Process	Rs 14/Hrs	Irrigation	Done
		Balapur	CD2		sadadna	shambusarad	0	0	8	8	Under Process	Rs 14/Hrs	Irrigation	Done
		Balapur	CD3		ramkrapal	alopi	0	0	3	3	Under Process	Rs 14/Hrs	Irrigation	Done
		Balapur	CD4	8/11/2011	laxmi	ramnersh	0	0	6	6	Under Process	Rs 14/Hrs	Irrigation	Done
		Kantipur	CD1		devdatt	gerja	0	0	3	3	Under Process	Rs 14/Hrs	Irrigation	Done
		Kantipur	CD2	24/8/11	mulchandra	ramchandra	0	0	3	3	Under Process	Rs 14/Hrs	Irrigation	Done
						Total	4	5	92	101				

S. N.	Name of Water Shed	Name of Village	Name of group	Date of constitution	Name of Adhyakash	Name of Sachiv/ Treasurer	Total No of member				Name of bank & Address	user charges	Group Activitiy	Status of user Agreement
							women	sc/st	Other	Total				
9	Kothilahai	Kothilhai	Structure1	4/12/2011	Gutta	Gaju	0	8	2	10	Kshetriya Gramin Bank Bhaunri	Rs 14/Hrs	Irrigation	Done
		Kothilhai	Structure2	8/12/2012	kamata	sundar	1	6	3	10	Kshetriya Gramin Bank Bhaunri	Rs 14/Hrs	Irrigation	Done
		Kothilhai	Structure3	15/12/11	triveni	Munsi	0	3	3	6	Kshetriya Gramin Bank Bhaunri	Rs 14/Hrs	Irrigation	Done
		Buer	Structure4	20/12/11	Yogeshver	santosh	0	8	3	11	Kshetriya Gramin Bank Bhaunri	Rs 14/Hrs	Irrigation	Done
		Buer	Structure5	25/12/11	Shukhlal	omkar	0	7	2	9	Kshetriya Gramin Bank Bhaunri	Rs 14/Hrs	Irrigation	Done
		Buer	Structure6	30/12/11	triveni	Smtsushil	1	9	2	12	Kshetriya Gramin Bank Bhaunri	Rs 14/Hrs	Irrigation	Done
		Kothilhai	CD1	1/1/2012	Bhuiro	Loton	1	9	2	12	Kshetriya Gramin Bank Bhaunri	Rs 14/Hrs	Irrigation	Done
		Kothilhai	CD2	1/1/2012	Munsi		2	7	2	11	Kshetriya Gramin Bank Bhaunri	Rs 14/Hrs	Irrigation	Done
		Kothilhai	PB1	7/1/2012	Ramsaran	Nanhi	1	8	2	11	Kshetriya Gramin Bank	Rs 14/Hrs	Irrigation	Done

											Bhaunri			
		Kothilhai	PB2	7/1/2012	Ramchandra	Raj bahadur	0	9	2	11	Kshetriya Gramin Bank Bhaunri	Rs 14/Hrs	Crop Production	Done
		Kothilhai	PB3	7/1/2012	Brijrani	Jouhari	1	8	2	11	Kshetriya Gramin Bank Bhaunri	Rs 14/Hrs	Crop Production	Done
		Kothilhai	PB4	7/1/2012	Ganga Prasad	Benimdas	1	8	2	11	Kshetriya Gramin Bank Bhaunri	Rs 14/Hrs	Crop Production	Done
		Kothilhai	PB5	7/1/2012	Bhaurenidi	Ram surat	0	8	2	10	Kshetriya Gramin Bank Bhaunri	Rs 14/Hrs	Irrigation	Done
		Kothilhai	PB6	7/1/2012	Sundar lal	Chhedi lal	0	6	2	8	Kshetriya Gramin Bank Bhaunri	Rs 14/Hrs	Crop Production	Done
		Kothilhai	PB7	7/1/2012	triveni	Ramkhelawan	0	8	2	10	Kshetriya Gramin Bank Bhaunri	Rs 14/Hrs	Crop Production	Done
		Kothilhai	PB8	7/1/2012	Brijlal	Mangal	2	9	2	13	Kshetriya Gramin Bank Bhaunri	Rs 14/Hrs	Crop Production	Done
		Kothilhai	PB9	7/1/2012	Kamata	Devkali	1	9	2	12	Kshetriya Gramin Bank Bhaunri	Rs 14/Hrs	Irrigation	Done
		Baghauda	PB1	10/1/2012	Dwarika	shambusarad	0	8	2	10	Kshetriya Gramin Bank Bhaunri	Rs 14/Hrs	Irrigation	Done
		Baghauda	PB2	10/1/2012	Ramnaresh	alopi	1	8	3	12	Kshetriya Gramin Bank	Rs 14/Hrs	Irrigation	Done

											Bhaunri			
		Baghauda	PB3	10/1/2012	premchandr	Gulas singh	0	6	2	8	Kshetriya Gramin Bank Bhaunri	Rs 14/Hrs	Irrigation	Done
		Kothilhai	Borewell 1	15/01/12	Kalmatiya	sundar	1	5	3	9	Kshetriya Gramin Bank Bhaunri	Rs 14/Hrs	Irrigation	Done
		Kothilhai	Borewell 2	15/01/12	Bhugun	ramchandr	1	7	3	11	Kshetriya Gramin Bank Bhaunri	Rs 14/Hrs	Irrigation	Done
		Kothilhai	Borewell 3	15/01/12	Ramsing	ram shanehi	0	8	2	10	Kshetriya Gramin Bank Bhaunri	Rs 14/Hrs	Irrigation	Done
		Kothilhai	Borewell 4	15/01/12	Batu	Jouhari	0	5	3	8	Kshetriya Gramin Bank Bhaunri	Rs 14/Hrs	Irrigation	Done
		Kothilhai	Borewell 5	15/01/12	Brijrani	Ram lakhan	1	6	3	10	Kshetriya Gramin Bank Bhaunri	Rs 14/Hrs	Irrigation	Done
		Kothilhai	Borewell 6	15/01/12	Andhuce	Keshana	0	7	3	10	Kshetriya Gramin Bank Bhaunri	Rs 14/Hrs	Irrigation	Done
		Kothilhai	Borewell 7	15/01/12	Ganesh prasad	Benimdas	1	6	2	9	Kshetriya Gramin Bank Bhaunri	Rs 14/Hrs	Irrigation	Done
		Kothilhai	Borewell 8	15/01/12	Dharam	Gulab	1	8	2	11	Kshetriya Gramin Bank Bhaunri	Rs 14/Hrs	Irrigation	Done
		Bhaghauda	Borewell 9	15/01/12	Chhedi lal	Suraj	0	8	3	11	Kshetriya Gramin Bank	Rs 14/Hrs	Irrigation	Done

											Bhaunri			
		Bhaghauda	Borewell 10	15/01/12	premchandr	Gulab das	0	3	4	7	Kshetriya Gramin Bank Bhaunri	Rs 14/Hrs	Irrigation	Done
		Bhaghauda	Borewell 11	15/01/12	Kushuma	Umesha	0	6	2	8	Kshetriya Gramin Bank Bhaunri	Rs 14/Hrs	Irrigation	Done
		Semariya	Borewell 12	15/01/12	shuni	Murat	0	4	2	6	Kshetriya Gramin Bank Bhaunri	Rs 14/Hrs	Irrigation	Done
		Buer	Borewell 13	15/01/12	Bhanupratap	Indrapal	0	6	2	8	Kshetriya Gramin Bank Bhaunri	Rs 14/Hrs	Irrigation	Done
		Buer	Borewell 14	15/01/12	omkarnath	Devkali	0	6	3	9	Kshetriya Gramin Bank Bhaunri	Rs 14/Hrs	Irrigation	Done
		Buer	Borewell 15	15/01/12		Nathu	0	7	1	8	Kshetriya Gramin Bank Bhaunri	Rs 14/Hrs	Irrigation	Done
		Buer	Borewell 16	15/01/12	surendra	Gauri	1	8	3	12	Kshetriya Gramin Bank Bhaunri	Rs 14/Hrs	Irrigation	Done
		Buer	Borewell 17	15/01/12	Krishna	Prema	1	6	4	11	Kshetriya Gramin Bank Bhaunri	Rs 14/Hrs	Irrigation	Done
		Buer	Borewell 18	17/01/12	surya	Goutam	1	7	3	11	Kshetriya Gramin Bank Bhaunri	Rs 14/Hrs	Irrigation	Done
		Buer	Borewell 19	17/01/12	lotas	Rakesh	1	6	1	8	Kshetriya Gramin Bank	Rs 14/Hrs	Irrigation	Done

											Bhaunri			
		Buer	Borewell 20	17/01/12		Rani	1	7	2	10	Kshetriya Gramin Bank Bhaunri	Rs 14/Hrs	Irrigation	Done
						Total	22	278	95	395				

S. N.	Name of Water Shed	Name of Village	Name of group	Date of constitution	Name of Adhyakash	Name of Sachiv/ Treasurer	Total No of member				Name of bank & Address	user charges	Group Activitiy	Status of user Agreement
							women	sc/st	Other	Total				
10	Rampur Tarohna	Takhutupur	Drop Slipway	15/3/11	Badriprawa	Nathu	1	1	10	12	Under Process	Rs 14/Hrs	Irrigation	Done
		Takhutupur	MB1	25/8/11	Ashadin	Rhimudi	0	0	6	6	Under Process	Rs 14/Hrs	Irrigation	Done
		Takhutupur	MB2	25/8/11	Akhilesh kumar	Ram bhawan	2	0	5	7	Under Process	Rs 14/Hrs	Irrigation	Done
		Pahkanjari	Chek Daim1	30/9/11	Mo. Shaid	Munulal	2	0	6	8	Under Process	Rs 14/Hrs	Irrigation	Done
		Pahkanjari	Chek Daim2	30/9/11	Raghunat	jaqeshwar	2	0	7	9	Under Process	Rs 14/Hrs	Irrigation	Done
		Pahkanjari	PB1	30/9/11	Munmulal	Devnath	2	0	6	8	Under Process	Rs 14/Hrs	Irrigation	Done
		Pahkanjari	PB2	30/9/11	Mo. Shaid	Damla kant	3	0	6	9	Under Process	Rs 14/Hrs	Irrigation	Done
		Pahkanjari	PB3	30/9/11	Akhilesh kumar	Ram sironami	3	0	8	11	Under Process	Rs 14/Hrs	Irrigation	Done
		Pahkanjari	PB4	30/9/11	Raghunth	Ram srionami	3	0	5	8	Under Process	Rs 14/Hrs	Irrigation	Done
		Pahkanjari	PB5	30/9/11	Subhash chanisa	shadhu	1	2	5	8	Under Process	Rs 14/Hrs	Crop Production	Done
		Rampur Taroha	WH1	7/9/2011	Munnura Ali	Goass Mohama	0	2	8	10	Under Process	Rs 14/Hrs	Crop Production	Done
		Rampur Taroha	CD1	7/9/2011	chandr pal	Badri Babbu	0	0	4	4	Under Process	Rs 14/Hrs	Crop Production	Done
		Rampur Taroha	CD2	7/9/2011	Chnuku	Babbu	0	3	6	9	Under Process	Rs 14/Hrs	Irrigation	Done

		Rampur Taroha	Chek Daim1	7/9/2011	Dayaram	Rambands	1	2	6	9	Under Process	Rs 14/Hrs	Crop Production	Done
		Rampur Taroha	Chek Daim2	7/9/2011	Shirdayal	Garibwa	1	1	7	9	Under Process	Rs 14/Hrs	Crop Production	Done
		Rampur Taroha	Chek Daim3	7/9/2011	Jagdev	Rambans	1	0	7	8	Under Process	Rs 14/Hrs	Crop Production	Done
		Rampur Taroha	Chek Daim4	7/9/2011	Alladin	Nashmlai	1	0	5	6	Under Process	Rs 14/Hrs	Irrigation	Done
		Rampur Taroha	Chek Daim5	7/9/2011	Sadhu	Chuku	1	3	5	9	Under Process	Rs 14/Hrs	Irrigation	Done
		Rampur Taroha	PB1	27/9/11	Chandrpal	Ramdas	0	1	6	7	Under Process	Rs 14/Hrs	Irrigation	Done
		Rampur Taroha	PB2	27/9/11	ganjidin	Garibwa	0	0	5	5	Under Process	Rs 14/Hrs	Irrigation	Done
		Rampur Taroha	PB3	27/9/11	Ambika	Amritlal	0	0	6	6	Under Process	Rs 14/Hrs	Irrigation	Done
		Rampur Taroha	PB4	27/9/11	Sharan	Deviprasad	0	0	7	7	Under Process	Rs 14/Hrs	Irrigation	Done
		Rampur Taroha	PB5	27/9/11	Ramakant	Lala prasad	0	2	8	10	Under Process	Rs 14/Hrs	Irrigation	Done
		Rampur Taroha	PB6	27/9/11	Ashadevi	Pre Chandr	0	0	6	6	Under Process	Rs 14/Hrs	Irrigation	Done
		Rampur Taroha	PB7	27/9/11	Mumasr Ali	Shri keshan	2	0	6	8	Under Process	Rs 14/Hrs	Irrigation	Done
		Rampur Taroha	PB8	27/9/11	Ganesh	Vishswar shing	0	0	7	7	Under Process	Rs 14/Hrs	Irrigation	Done
		Rampur Taroha	PB9	27/9/11	Kamala	Shiv sharan	0	0	8	8	Under Process	Rs 14/Hrs	Irrigation	Done
		Rampur Taroha	PB10	27/9/11	shaka dev	Harish Chandra	1	0	6	7	Under Process	Rs 14/Hrs	Irrigation	Done
		Rampur Taroha	PB11	27/9/11	Bargiya	Ketkiboi	3	0	7	10	Under Process	Rs 14/Hrs	Irrigation	Done
						Total	**30**	**17**	**184**	**231**				
						G. Total	**119**	**485**	**759**	**1363**				

(M – Male, F – Female)

Table 4.8: Details of Fund flow of Watershed Committee Accounts in IWMP-II Chitrakoot (Amount in Lakh Rs.)

S.N.	Name of MWS with code	Name of watershed committee (WC)	Opening Balance	Deposit			Withdrawl			Interest accrued	Closing balance
				DRDA/ZP cheque No./Date	Amount/Date of deposit in WC Account	Total amount available in WC Account as on 31.03.2011	Amount withdrawn by Cash/ Cheque	Date of with-drawal	Purpose of with drawal		
1	Bhoehari mafi 2C1A3m2b	Bhoehari mafi		485858/ 07/03/2011	2.9478/ 11/03/2011	2.9478	-	-	-	-	2.9478
		Etaura		485858/ 07/03/2011	1.836/ 11/03/2011	1.8360	-	-	-	-	1.8360
		Total		485858/ 07/03/2011	4.7838/ 11/03/2011	4.7838	-	-	-	-	4.7838
2	Ragauli 2C1A3m2e	Ragauli		485858/ 07/03/2011	3.978/ 11/03/2011	3.9780	-	-	-	-	3.9780
		Kanthipur		485858/ 07/03/2011	0.765/ 11/03/2011	0.7650	-	-	-	-	0.7650
		Balapur Khalsa		485858/ 07/03/2011	1.122/ 11/03/2011	1.1220	-	-	-	-	1.1220
		Total		485858/ 07/03/2011	5.865/ 11/03/2011	5.8650	-	-	-	-	5.8650
3	Chhechhariha khurd 2C1A3n2d	Chhechhariha khurd		485858/ 07/03/2011	9.8736/ 11/03/2011	9.8736	-	-	-	-	9.8736
4	Budha Semarwar 2C1A3n2c	Budha Semarwar		485858/ 07/03/2011	5.8752/ 11/03/2011	5.8752	-	-	-	-	5.8752
5	Basila 2C1A3k2b	Basila		485858/ 07/03/2011	3.0906/ 11/03/2011	3.0906	-	-	-	-	3.0906
6	Bhaunri 2C1A3k2j	Bhaunri		485858/ 07/03/2011	3.57/ 11/03/2011	3.5700	-	-	-	-	3.5700
7	Bagrehi 2C1A3k2k	Bagrehi		485858/ 07/03/2011	3.672/ 11/03/2011	3.6720	-	-	-	-	3.6720
8	Buer 2C1A3n2j	Buer		485858/ 07/03/2011	3.6414/ 11/03/2011	3.6414	-	-	-	-	3.6414
9	Kothilhai 2C1A3n2e	Kothilhai		485858/ 07/03/2011	5.1204/ 11/03/2011	5.1204	-	-	-	-	5.1204
10	Rampur Tarauhan 2C1A3n2h	Rampur Tarauhan		485858/ 07/03/2011	7.038/ 11/03/2011	7.0380	-	-	-	-	7.0380
					Total	**52.530**					**52.530**

4.3 Convergence in IWMP-II Chitrakoot

Several programmes are running in the area which are sponsored by Central and State Govt. and could be converged with watershed programmes. Some of them are listed in Table 4.9. The details of the activities to be carried out under convergence in the project are mentioned in Chapter 5. However, micro-watershed wise amount of convergence is mentioned in Table 4.10.

Table 4.9: List of Central/State sponsored schemes

S.No.	Name of Programme	Implementing Agency	Objectives of the Programme
1	Seed Distribution Programme (Pulse Development & ISOPAM)	U.P. Agriculture Deptt.	To increase seed replacement ratio for higher productivity
2	Training Programme	Agriculture Deptt., KVK	Capacity building of the farmers
3	National Horticulture Mission (NHM)	Horticulture Deptt.	Increasing the area under fruits and vegetables
4	MGNERGA (Bunding, Farm Pond, Adarsh Jalashay, Blast well, Chakroad, etc.)	Gram Panchayat	To provide work to the all village personnel under the rojgar guarantee yojana

Table 4.10: Details of Convergence of IWMP with other Schemes in IWMP-II Chitrakoot (Rs. In Lakh)

S.N.	Name of Micro Watershed	Name of Departments with Schemes converging with IWMP	Fund made available to convergence (Rs. In lakh.)	Was this fund included in Rs. 12'000/15,000 Per ha.		Name of activity/ Task/structure undertakin with coaverged funds	Reference no of activity/task/structure in DPR@	Level at which decision for convergence was taken$
				Yes	No	(a) Structures (b) livelihoods (c) Any other (pl. specify)#		
1	Bhoehari mafi	MGNREGA	4.1304	Additional to the cost of Rs. 12000/ha		SB, FB, CB, PB, MB, Drop Spill Way	Included in the DPR	Amount received from DRDA, Chtrakoot
2	Ragauli	MGNREGA	4.1743					
3	Chhechhariha khurd	MGNREGA	7.0377					
4	Budha Semarwar	MGNREGA	3.3348					
5	Basila	MGNREGA	2.297					
6	Bhaunri	MGNREGA	2.0476					
7	Bagrehi	MGNREGA	3.0706					
8	Buer	MGNREGA	3.5664					
9	Kothilhai	MGNREGA	2.4327					
10	Rampur Tarauhan	MGNREGA	3.9038					
			36.0000					

CHAPTER - 5

MANAGEMENT/ACTION PLAN

The details of Preparatory Phase, Works Phase and Convergence planning are described in subsequent section

5.1 Entry Point Activities (EPA)

Entry point activities were executed with the consent of stake holders and it helped in winning the confidence of the villagers for moving ahead the other programmes of watershed. In total 10 EPA activities were executed in the project area which costed Rs. 2472000.00. Photographs of entry point activities done in the project are given below:

Name of PIA	Name of Project	Year	Name of Block	Name of project/ Name of village	Code of project	E.P.A cost in lakh		Cost in lakh	
2	3	4	5	6	7	8	9	10	11
LDWR Chitrakoot-II	IWMP-II	2009-10	Manikpur Karvi Pahari	Bhoehari mafi	2C1A3m2b	2.2512	Retaining wall, Krishak Vikash Manch, Khadanja with channel	2.2512	-
				Ragauli	2C1A3m2e	2.7600	Drainage channel, Krishak Vikash Manch, Soaking pit	2.7600	-
				Chhechhariha khurd	2C1A3n2d	4.6464	Reparing of well, Krishak Vikash Manch, Kacha rasta, Khadanja, Charahi	4.6464	-
				Budha Semarwar	2C1A3n2c	2.7648	Khadanja with channel, Krishak Vikash Manch, Soaking pit	2.7648	-
				Basila	2C1A3k2b	1.4544	Repairs of well, Krishak Vikash Manch, Soaking pit	1.4544	-
				Bhaunri	2C1A3k2j	1.6800	Channel with Rasta, Krishak Vikash Manch, Soaking pit.	1.6800	-
				Bagrehi	2C1A3k2k	1.7280	Repairing of well, Krishak Vikash Manch	1.7280	-
				Buer	2C1A3n2j	1.7136	Krishak Vikash Manch	1.7136	-
				Kothilhai	2C1A3n2e	2.4096	Repairing of well, Krishak Vikash Manch, Soaking pit	2.4096	
				Rampur Tarauhan	2C1A3n2h	3.3120	Repairing of well, culvert, Krishak Vikash Manch, Charahi, soaking pit and drainage channel	3.3120	
					Total	**24.7200**		**24.7200**	


कार्य कराने से पूर्व– 2009–10
भूमि विकास एवं जल संसाधन विभाग चित्रकूट–द्वितीय
परियोजना का नाम – रामपुर तरौंहा
मजरा – तख्तपुर
कार्य का नाम – कल्वर्ट/ड्राप स्पिलवे
06.03.2011 05:12


कार्योपरान्त – 2009–10
भूमि विकास एवं जल संसाधन विभाग चित्रकूट–द्वितीय
परियोजना का नाम – रामपुर तरौंहा
मजरा – तख्तपुर
कार्य का नाम – कल्वर्ट/ड्राप स्पिलवे
29.06.2011 03:56


द्वितीय चित्रकूट
ग्राम- भीमाभाँपी
विकासखण्ड- पहाड़ी




22.10.2010 21:46




26.11.2010 23:59


09.04.2011 22:48





5.2 Works Phase

Following are the major problems of the watersheds

- Water scarcity both for drinking as well as irrigation
    - Excess runoff and soil loss
- Low water holding capacity of the soil
- Low productivity of crops
    - Low fertility of soil
    - Low cropping intensity
    - Lack of technical knowledge
    - *Anna Pratha* (let loose system of cattle)
    - Poor vegetative cover
    - Poor/low productive breeds of miltch animals
    - Lack of feed & fodder availability
    - Non availability of wood/fuel
    - Lack of proper market facilities
    - Low income of the households
    - Lack of employment opportunity.

Estimation of Runoff from the Watershed

Runoff from the watershed is estimated by Curve Number method of the Soil Conservation Service of the USDA using 18 years data (1990-2009) with a gap of 2005 and 2006). It is estimated that runoff potential of the project area is 333.40 mm, equivalent to 62 per cent of average annual rainfall. Expected runoff and soil loss from the project area are depicted Table 5.1.

Table 5.1: Runoff and soil erosion in the project area (IWMP-II Chitrakoot)

Sr. No.	Name of Micro Watershed	Cause	Type of erosion	Area affected (ha)	Run off (mm/ year)	Average Soil Loss (Tonnes/ ha/ year)
1	Bhoehari mafi	Water erosion				
		a	Sheet	210	326	28-34
		b	Rill	242		
		c	Gully	26		
		Total		**469**		
2	Ragauli	Water erosion				
		a	Sheet	241	345	28-34
		b	Rill	297		
		c	Gully	37		
		Total		**575**		
3	Chhechhariha khurd	Water erosion				
		a	Sheet	428	316	28-34
		b	Rill	502		
		c	Gully	38		
		Total		**968**		
4	Budha Semarwar	Water erosion				
		a	Sheet	251	320	28-34
		b	Rill	298		
		c	Gully	27		
		Total		**576**		
5	Basila	Water erosion				
		a	Sheet	128	348	28-34
		b	Rill	157		
		c	Gully	18		
		Total		**303**		
6	Bhaunri	Water erosion				
		a	Sheet	152	340	28-34
		b	Rill	181		
		c	Gully	17		
		Total		**350**		

7	Bagrehi	Water erosion				
		a	Sheet	153	342	28-34
		b	Rill	186		
		c	Gully	21		
		Total		**360**		
8	Buer	Water erosion				
		a	Sheet	158	338	28-34
		b	Rill	185		
		c	Gully	14		
		Total		**357**		
9	Kothilhai	Water erosion				
		a	Sheet	213	320	28-34
		b	Rill	260		
		c	Gully	29		
		Total		**502**		
10	Rampur Tarauhan	Water erosion				
		a	Sheet	285	339	28-34
		b	Rill	357		
		c	Gully	48		
		Total		**690**		
	Total for IWMP-II	Water erosion				
		a	**Sheet**	**2210**	**333.40**	28-34
		b	**Rill**	**2665**		
		c	**Gully**	**275**		
		Total		**5150**		

Watershed Development Activities Proposed

The details of the activities of watershed works (natural resource conservation) are marked on individual field in the micro-watershed wise proposed plan (Map Section). Individual beneficiary wise estimate has been prepared for each village comes under each micro-watershed. Information of individual beneficiaries is kept in respective project file available with PIA. Beneficiary wise information was summerised and prepared for each micro-watershed and gram panchayat wise (Table 5.2 and 5.3). Similar exercise was also done for participatory crop trials. Location of these trials is marked on proposed plan of participatory crop demonstration (available in map section).

Table 5.2: Micro-watershed wise details of Watershed Development Activities proposed in IWMP-II Chitrakoot

Sr. No.	Particular of Measures/Activities	Unit	Bhuiharimafi		Ragauli		Chhechhriha Khurd		Budha Semarwar		Basila	
		No., Length/ ha, Volume	Qanty.	Cost	Qanty.	Cost	Qanty.	Cost	Qnty	Est. Cost	Qnty	Est. Cost
1	2	3	4	5	6	7	8	9	12	13	14	15
I	**Soil & Water Conservation Measures**											
	A- Moisture Conservation Measures											
	1. Field Bund	-	12754	8.877	3648	2.539	3927	2.733	16925	11.780	2315	1.612
	2. Contour Bund (with Sodding)	cum.	-	-	315	0.219	7383.28	5.139	15624	10.874	-	-
	3. Peripheral Bund (with Sodding)	cum.	IWMP - 2797 Con. - 10443	1.449 7.268	2648 11833	1.704 8.224	15679 1723	8.126 1.199	-	-	-	-
	4. Marginal Bund (with Sodding)	cum.	-	-	-	-	-	-	-	-	-	-
	5.Submergence Bundhi (with Sodding)	cum.	83754	58.293	59930	42.004	89036	61.969	32248	24.532	104438	72.689
	B- <u>Water Resource Development</u>											
	1. Tank/Pond	No	-	-	-	-	01	3.867	-	-	-	-
	1a - Water storing capacity	cum.	-	-	-	-						
	1b- Area proposed for irrigation	ha	-	-	-	-						
	2- Water Harvesting Bundhi/GP	cum.	-	-	-	-	-	-	-	-	-	-
	2a- Water storing capacity	cum.	-	-	-	-						
	2b- Area proposed for irrigation	**ha**	-	-	-	-						
	3. Check Dam / Drop Spill Way	No.	-	-	02	4.010			6	8.673		
	3a- Water storing capacity	cum.	-	-	-	-						
	3b. Area proposed for irrigation	ha	-	-	-	-						
	4. Well recharging unit	No	4	0.400	10	1.000	11	1.100	1	0.100		
	4a. Expected Volume of Recharge	cum.	-	-								

	4b-Expected irrigated area to be increased (only one irrigation)	ha	-	-	-	-						
	C- Drainage Line Treatment											
	Upper reaches											
	1. Vegetative / Brush wood checks	**No.**	-	-	-	-						
	2. Field Drainage Structure	**No.**	82	32.560	56	17.920	85	27.200	-	-	-	-
	3. Gabion structures	No (each 3 cum.)	-	-	-	-						
	4. Water Harvesting Bund with surplushing structure	No.	-	-	-	-	-	-	-	-	-	-
	4a-Water storing capacity	cum.	-	-	-	-						
	4b. Area proposed for irrigation by WHB	ha	-	-	-	-						
	Middle reaches		-	-	-	-						
	1. DSW structures	No.	-	-	03	3.820						
	2. Gabion structures.	No.	-	-	-	-						
	3. Sunken Pond (Kadahi Tal) /	No.	-	-	-	-						
	4. Percolation Tank	No.	-	-	-	-						
	4. WHB/CD with surplushing structure	No	-	-	-	-	-	-	3570 5	1.897 13.41	10345 4	5.903 6.730
	4a-Water storing capacity	cum.	-	-	-	-						
	4b-Area proposed for irrigation by WHB	ha	-	-	-	-						
	Lower reaches		-	-	-	-						
	1. DSW/Checkdam Structure	No.	-	-	02	4.010	06	33.360			1	6.080
	2. Gabion structures.	No.	-	-	-	-	-	-	-	-	3	4.830
	3. Percolation Tank.	No.	-	-	-	-	-	-	-	-		
	4. Gully Plug / Nala Bund / Earthen Checkdam with Pucca	CMT	15025	7.993	7406 09	3.940 12.410	3584 06	1.907 9.450	3632 6	1.932 18.794	1789	0.948
	4a- Water storing capacity	Cub. M	-	6800	-	7450		6450		4800		4800
	4b- Area proposed for irrigation by Nala Bund		-	10.2	-	10.80		9.50	-	5.60		5.60
	Total -	**Cmt / No.**	**124773 / 86**	**116.8403**	**85780/82**	**101.800**	**121332 /109**	**156.050**	**71999/ 18**	**91.992**	**118887 / 8**	**98.792**
II	**Livelihood for landless People**											
	1. Goatary	No. of SHGs/ No. of	10/120	2.500	10/120	2.500	10/120	2.500	10/120	2.500	10/120	2.500

		beneficiaries										
	2. Back Yard Poultry	do	20/200	0.900	20/200	0.900	20/200	0.900	20/200	0.900	20/200	0.900
	3. Poultry (Broiler)	do	10/100	2.420	10/100	2.420	10/100	2.420	10/100	2.420	10/100	2.420
	4. Black Smithy	do	1/10	0.125	1/10	0.125	1/10	0.125	1/10	0.125	1/10	0.125
	5. Rope Making (Linseed)	do	1/10	0.105	1/10	0.105	1/10	0.105	1/10	0.105	1/10	0.105
	6. Tailoring	do	1/10	0.250	1/10	0.250	1/10	0.250	1/10	0.250	1/10	0.250
	7. Repairing of Diesel Engine / Implements	do	1/10	0.150	1/10	0.150	1/10	0.150	1/10	0.150	1/10	0.150
	8. Vermi composting	do	4/40	1.000	4/40	1.000	3/40	0.750	3/40	0.750	4/40	1.000
	9. Fruit Processing	do	1/10	0.250	1/10	0.250	1/10	0.250	1/10	0.250	1/10	0.250
	10. Mini Dal Mill	do	1/10	0.250	1/10	0.250	1/10	0.250	1/10	0.250	1/10	0.250
	11. Mini flour Mill	do	1/10	0.250	1/10	0.250	1/10	0.250	1/10	0.250	1/10	0.250
	12. Mini Oil Expeller	do	1/10	0.250	1/10	0.250	1/10	0.250	1/10	0.250	1/10	0.250
	13. Carpentry	do	1/10	0.250	1/10	0.250	1/10	0.250	1/10	0.250	1/10	0.250
	Total		**53/560**	**8.700**	**54/560**	**8.70**	**55/560**	**8.450**	**54/560**	**8.450**	**56/560**	**9.450**
III	**Agriculture Production System**											
	A- Crop Demonstrations- (Crop Wise)											
	(1)SMC Area:											
	1. Lentil (ICM)	No. of farmers /Area (ha)	16/8	0.376	16/8	0.376	16/8	0.376	16/8	0.376	16/8	0.376
	2. Chickpea (ICM)	No. of farmers /Area	12/6	0.330	12/6	0.330	12/6	0.330	12/6	0.330	12/6	0.330
	3. Field Pea (ICM)	No. of farmers /Area	12/6	0.345	12/6	0.345	12/6	0.345	12/6	0.345	12/6	0.345
	4. Linseed (ICM)	No. of farmers /Area	12/6	0.18	10/5	0.1125	10/5	0.1125	10/5	0.1125	12/6	0.18
	5. Mustard (ICM)	No. of farmers /Area	10/5	0.14	8/4	0.112	8/4	0.112	8/4	0.112	10/5	0.14
	6. Til (IPNM)	No. of farmers /Area	8/4	0.144	8/4	0.144	8/4	0.144	8/4	0.144	8/4	0.144
	7. Urd (ICM)	No. of farmers /Area	10/5	0.175	10/5	0.175	10/5	0.175	10/5	0.175	10/5	0.175
	8. Sorghum (ICM)	No. of farmers /Area	8/4	0.144	8/4	0.144	8/4	0.144	8/4	0.144	8/4	0.144
	9. Arhar (ICM)	No. of farmers /Area	10/5	0.15	10/5	0.15	10/5	0.15	10/5	0.15	10/5	0.15

	10. Wheat	**No. of farmers /Area**	16/8	0.464	16/8	0.464	16/8	0.464	16/8	0.464	16/8	0.464
	(2) Water Resource Area:		114/57	**1.742**	110/55	**1.6465**	110/55	**1.6465**	110/55	**1.6465**	114/57	**1.742**
	B- Production of seeds											
	1. Lentil	No. of farmers /Area	8/4	0.240	10/5	0.30	8/4	0.24	10/5	0.30	8/4	0.24
	2. Chickpea	No. of farmers /Area	10/5	0.333	10/5	0.333	10/5	0.333	8/4	0.267	10/5	0.333
	3. Field Pea	No. of farmers /Area	4/2	0.16	0	0.00	4/2	0.16	4/2	0.16	4/2	0.16
	4. Linseed	No. of farmers /Area	8/4	0.15	8/4	0.15	8/4	0.15	8/4	0.15	8/4	0.15
	5. Mustard	No. of farmers /Area	4/2	0.02	0	0.00	0	0.00	0	0.00	0	0.00
	6. Wheat	No. of farmers /Area	8/4	0.10	8/4	0.10	8/4	0.10	8/4	0.10	8/4	0.10
	7. Til	No. of farmers /Area	4/2	0.01	4/2	0.01	4/2	0.01	0	0.00	0	0.00
	8. Urd	No. of farmers /Area	8/4	0.05	8/4	0.05	0	0.00	8/4	0.05	8/4	0.05
	Total		**54/27**	**1.063**	**48/24**	**0.943**	**48/24**	**0.993**	**46/23**	**1.027**	**46/23**	**1.033**
	Total for Agriculture		168/84	**2.805**	**158/79**	**2.5895**	**159/79**	**2.6395**	**156/78**	**2.6735**	**160/80**	**2.775**
	Agro forestry:-											
	A. Scattered Plantation											
	Species…..											
	1- Aonla	No. of Plants	100	0.06	200	0.12	80	0.05	100	0.06	200	0.12
	2- Ber	No. of Plants	100	0.05	200	0.10	80	0.04	100	0.05	200	0.10
	3- Bael	No. of Plants	50	0.03	100	0.06	50	0.03	50	0.03	100	0.06
	4 - Citrus spp..	No. of Plants	50	0.03	100	0.05	50	0.03	50	0.03	100	0.05
	5. Guava	No. of Plants	100	0.06	200	0.12	80	0.05	100	0.06	200	0.12
	Total		**400**	**0.23**	**800**	**0.45**	**340**	**0.20**	**400**	**0.23**	**800**	**0.45**
	B. Agri-Horticultural System											
	Species											
	1- Aonla	Area in ha	2.0	0.448	2.0	0.448	2.0	0.448	2.0	0.448	2.0	0.448
	2- Ber	Area in ha	2.0	0.448	2.0	0.448	2.0	0.448	2.0	0.448	2.0	0.448
	5. Guava	Area in ha	1.25	0.292	1.25	0.292	1.25	0.292	1.25	0.292	1.25	0.292
	Total		**5.25**	**1.188**	**5.25**	**1.188**	**5.25**	**1.188**	**5.25**	**1.188**	**5.25**	**1.188**
	C Block Plantation/ Orchard											

	Species…..											
	1- Guava (Spacing 8 X 6 M)	Area in ha	1.0	0.127	1.0	0.127	1.0	0.127	1.0	0.127	1.0	0.127
	2- Ber (Sapcing 8 X 5 M)	Area in ha	1.5	0.188	1.5	0.188	1.5	0.188	1.5	0.188	1.5	0.188
	3- Aonla (Spacing 8 X 8 M)	Area in ha	2.0	0.112	2.0	0.112	2.0	0.112	2.0	0.112	2.0	0.112
	Total		**4.50**	**0.427**	**4.50**	**0.427**	**4.50**	**0.427**	**4.50**	**0.427**	**4.50**	**0.427**
	Total for the Hort./ Agro-forestry		**400/9.75**	**1.845**	**800/9.75**	**2.065**	**340/9.75**	**1.815**	**400/9.75**	**1.845**	**800/9.75**	**2.065**
	D. Afforestation on Private Land											
	Species											
	1- Teak (Sapcing 4 X 2.5 M)	ha.	1.25	0.725	1.25	0.725	1.25	0.725	1	0.58	1.25	0.725
	2- Shisham (Sapcing 8 X 6 M)	ha.	2.40	0.252	2.40	0.252	2.40	0.252	2.40	0.252	2.40	0.252
	3. Bael (8 X 8 M)	ha	2.00	0.19	2.00	0.19	1.00	0.09	1	0.09	2	0.19
	4. Jamun (Scattered plantation)	No	250	0.15	250	0.15	50	0.03	150	0.09	250	0.15
	5. Phalsa (On Bund)	Running Meter	1000	0.40	1000	0.40	200	0.08	500	0.20	1000	0.40
	Total		**1250/55.65**	**1.717**	**1250/55.65**	**1.717**	**1250/ 55.65**	**1.717**	**1250/ 55.65**	**1.717**	**1250/ 55.65**	**1.717**
	Grand Total		**1650/65.40**	**3.562**	**2050/65.40**	**3.782**	**1590/ 65.40**	**3.532**	**1650/ 65.40**	**3.562**	**2050**	**3.782**
	Live Stock Management											
	A. Rearing of Milch cattle-											
	1- Cow-	No. of Units / Farmers	60/88	0.01	60/84	0.12	60/88	0.01	60/88	0.01	60/88	0.01
	2- Buffalloes-	No. of Units / Farmers	2/2	0.24	2/2	0.24	2/2	0.24	2/2	0.24	2/2	0.24
	3- Goatry-	No. of Units / Farmers	384/35	0.02	371/30	0.02	234/24	0.02	312/29	0.02	402/38	0.02
	4- Poultry-	No. of Units / Farmers	10/10	-	10/10	-	10/10	-	10/10	-	10/10	-
	5- Broiler-	No. of Units / Farmers	5/5	0.24	2/2	0.12	5/5	0.24	5/5	0.24	5/5	0.24
	6- Layers-	No. of Units / Farmers	5/5	0.24	2/2	0.12	5/5	0.24	5/5	0.24	5/5	0.24
	7- Piggeries-	No. of Units / Farmers	0	0.00	0	0.00	0	0.00	0	0.00	0	0.00
	8- Fisheries -	No. of Units / Farmers	2/4	0.18	2/4	0.18	2/4	0.18	-	-	2/4	0.18

	9- Dairy -	No. of Units / Farmers	10/2	0.20	12/6	0.30	8/2	0.16	0	0.00	8/2	0.18
	10- Green Fodder	ha/farmer	5/10	0.40	5/10	0.40	5/10	0.49	5/10	0.40	5/10	0.40
	Total		**483/161**	**1.53**	**466/150**	**1.50**	**331/155**	**1.58**	**399/149**	**1.15**	**499/164**	**1.51**
	B. Veterinary Services/											
	1- Vaccination/Medication	No. of Animals	890	0.04	876	0.04	559	0.03	727	0.04	904	0.05
	2- Infertility Management	No. of Animals	890	0.04	876	0.04	559	0.02	727	0.03	904	0.04
	3- Others	No. of Animals										
	Total		**1780**	**0.08**	**1752**	**0.08**	**1118**	**0.05**	**1454**	**0.07**	**1808**	**0.09**
	C. Live stock Improvement Measures											
	1- Artificial Insemination	No. of Animals	356	0.18	350	0.18	224	0.11	291	0.15	362	0.18
	2- Natural Service.	He Buffalo	1	0.24	1	0.24	1	0.24	1	0.24	1	0.24
	Total		**357**	**0.42**	**351**	**0.42**	**225**	**0.35**	**292**	**0.39**	**363**	**0.42**
	Total Live stock management			**2.03**		**1.99**		**1.98**		**1.60**		**2.01**
	Total for Ag. Production System		**-**	**8.397**	**-**	**8.3715**	**-**	**8.1515**		**7.8455**	**-**	**8.577**
	Under IWMP – II		**-**	**5.628**		**6.9000**				**6.9120**		
	Under Convergence NHM/MGNREGA		**-**	**2.769**		**1.4715**				**0.9335**		

Condt……Table 5.2: Micro-watershed wise details of Watershed Development Activities proposed in IWMP-II Chitrakoot

Sr. No.	Particular of Measures/Activities	Unit	Bhaunri		Bagrehi		Buer		Kothilhai		Rampur Tarauhan		Total for IWMP-II	
		No., Length/ ha, Volume	Qanty.	Cost	Qanty.	Cost	Qanty.	Cost	Qnty	Est. Cost	Qnty	Est. Cost	Qnty	Est. Cost
1	2	3	4	5	6	7	8	9	12	13	14	15		
I	**Soil & Water Conservation Measures**													
	A- Moisture Conservation Measures													
	1. Field Bund	-	17147	11.934	3927	2.733	26962	18.766	6564	4.568	8710	6.062	102879	71.604
	2. Contour Bund (with Sodding)	cum.	-	-	13564	9.441	10240	7.127	343	0.169	-	-	47469	32.969
	3. Peripheral Bund (with Sodding)	cum.	IWMP - 5578 Con. - 34415	2.969 23.953	10254 3978	5.455 2.769	2386	1.237	9487 7351	4.917 5.116	26192 1137	14.065 0.791	75021 70880	39.922 49.320
	4. Marginal Bund (with Sodding)	cum.	-	-	-	-	-	-	-	-	1658 2	0.875 / 2.910	1658 2	0.875 2.910
	5.Submergence Bundhi (with Sodding)	cum.	35007	24.365	50121	34.884	67540	47.008	689 25987	0.357 18.087	39174	27.265	689 587235	0.357 411.096
	B- <u>Water Resource Development</u>													
	1. Tank/Pond	No	-	-	-	-	1	0.865	1	0.865	-	-	3	5.597
	1a - Water storing capacity	cum.	-	-	-	-	-	-			-	-	-	-
	1b- Area proposed for irrigation	ha	-	-	-	-	-	-	-	-	-	-		0
	2- ECD/ CD/DSW	cum./No	5760 1	3.043 1.513	1270 3	0.675 1.637	8628 5	4.588 8.162	1540 3	0.819 4.539	-	-	17198 12	9.125 15.851
	2a- Water storing capacity	cum.	-	3560		4650		25800		4600	-		-	
	2b- Area proposed for irrigation	**ha**	-	7.80		6.78		34.80		6.78	-		-	
	3. Check Dam / Drop Spill Way	No.	4	14.98	02	11.190	4	8.440	6	21.160	2	4.010	26	72.463
	3a- Water storing capacity	cum.	-	8790	-	6590				5590		6790	-	-
	3b. Area proposed for irrigation	ha	-	18.45	-	18.45				18.45		18.45	-	-
	4. Well recharging unit	No	20	2.00	10	1.000	7	0.700	20	2.00	10	1.000	93	9.30
	4a. Expected Volume of Recharge	cum.	-	-	-	-	-	-	-	-	-	-	-	-

	4b-Expected irrigated area to be increased (only one irrigation)	ha	-	-	-	-	-	-	-	-	-	-	-	-
	C- Drainage Line Treatment										-	-		
	Upper reaches								-	-				
	1. Vegetative / Brush wood checks	**No.**	-	-	-	-			-	-	-	-		
	2. Field Drainage Structure	**No.**	34	10.88	56	17.920	48	15.360	25	8.226	42	13.440	428	143.506
	3. Gabion structures	No (each 3 cum.)	-	-	-	-			-	-	-	-		
	4. Water Harvesting Bund with surplushing structure	No.	-	-	-	-			-	-	3000	8.527	3000	8.527
	4a-Water storing capacity	cum.	-	-	-	-	-	-						
	4b. Area proposed for irrigation by WHB	ha	-	-	-	-	-	-	-	-	-	-		
	Middle reaches		-	-	-	-	-	-	-	-	-	-		
	1. DSW structures	No.	-	-	-	-	-	-	-	-	4	8.020	7	11.840
	2. Gabion structures.	No.	-	-	-	-	-	-	-	-	-	-		
	3. Sunken Pond (Kadahi Tal) /	No.	-	-	-	-	-	-	-	-	-	-		
	4. Percolation Tank	No.	-	-	-	-	-	-						
	4. WHB/CD with surplushing structure	No	-	-	-	-	-	-	-	-	-	-	139159	27.94
	4a-Water storing capacity	cum.	-	-	-	-	-	-	-	-	-	-	-	-
	4b-Area proposed for irrigation by WHB	ha	-	-	-	-	-	-	-	-	-	-	-	-
	Lower reaches		-	-	-	-								
	1. DSW Structure	No.	-	-	03	4.926	-	-			-	-	12	48.376
	2. Gabion structures.	No.	-	-	-	-	-	-	-	-	-	-		
	3. Percolation Tank.	No.	-	-	-	-	-	-	-	-				
	4. Gully Plug / Nala Bund / Earthen Checkdam with Pucca	CMT	3816 2	3.060 16.493	1560 03	0.830 4.926	-	-	-	-	2750 2	1.463 3.413	39562 28	128.85 65.486
	4a- Water storing capacity	Cub. M	-	7800	-	7250	-	-	-	-			-	-
	4b- Area proposed for irrigation by Nala Bund		-	10.2	-	9.8	-	-	-	-	-	-	-	-
	Total		**101723 / 61**	**115.19**	**84674 / 83**	**98.386**	**115816 / 65**	**112.25**	**51961 / 55**	**70.823**	**82621 / 62**	**91.841**	**372271 618**	**1155.914**
II	**Livelihood for landless**													

	People													
	-													
	1. Goatary	No. of SHGs/ No. of beneficiaries	10/120	2.50	10/120	2.500	8/80	2.000	8/80	2.000	12/120	3.000		24.500
	2. Back Yard Poultry	do	20/200	0.900	20/200	0.900	12/120	0.526	16/160	0.720	20/200	0.900		8.446
	3. Poultry (Broiler)	do	10/100	2.420	9/90	2.366	5/50	1.250	8/80	1.824	10/100	2.474		22.456
	4. Black Smithy	do	1/10	0.125	1/10	0.125	1/10	0.125	1/10	0.125	1/10	0.125		1.250
	5. Rope Making (Linseed)	do	1/10	0.105	1/10	0.105	1/10	0.105	1/10	0.105	1/10	0.105		1.050
	6. Tailoring	do	1/10	0.250	1/10	0.250	1/10	0.250	1/10	0.250	1/10	0.250		2.500
	7. Repairing of Diesel Engine / Implements	do	1/10	0.150	1/10	0.150	1/10	0.150	1/10	0.150	1/10	0.150		1.500
	8. Vermi composting	do	5/50	1.250	5/50	1.250	4/40	1.000	5/50	1.244	5/50	1.250		10.494
	9. Fruit Processing	do	1/10	0.250	1/10	0.250	1/10	0.250	1/10	0.250	1/10	0.250		2.500
	10. Mini Dal Mill	do	1/10	0.250	1/10	0.250	1/10	0.250	1/10	0.250	1/10	0.250		2.500
	11. Mini flour Mill	do	1/10	0.250	1/10	0.250	1/10	0.250	1/10	0.250	1/10	0.250		2.500
	12. Mini Oil Expeller	do	1/10	0.250	1/10	0.250	1/10	0.000	0	0.250	1/10	0.250		2.500
	13. Carpentry	do	1/10	0.250	1/10	0.250	1/10	0.000	0	0.250	1/10	0.250		2.500
	Total		**56/560**	**8.95**	**55/550**	**8.896**	**38/380**	**6.156**	**44/440**	**7.668**	**56/560**	**9.504**		**82.196**
III	**Agriculture Production System**													
	A- Crop Demonstrations- (Crop Wise)													
	(1)SMC Area:													
	1. Lentil (ICM)	No. of farmers /Area (ha)	16/8	0.376	16/8	0.376	16/8	0.376	16/8	0.376	16/8	0.376		3.760
	2. Chickpea (ICM)	No. of farmers /Area	12/6	0.330	12/6	0.330	12/6	0.330	12/6	0.330	12/6	0.330		3.300
	3. Field Pea (ICM)	No. of farmers /Area	12/6	0.345	12/6	0.345	12/6	0.345	12/6	0.345	12/6	0.345		3.450
	4. Linseed (ICM)	No. of farmers /Area	12/6	0.18	10/5	0.1125	10/5	0.1125	10/5	0.1125	12/6	0.18		1.395
	5. Mustard (ICM)	No. of farmers /Area	10/5	0.14	8/4	0.112	8/4	0.112	8/4	0.112	10/5	0.14		1.232
	6. Til (IPNM)	No. of farmers	8/4	0.144	8/4	0.144	8/4	0.144	8/4	0.144	8/4	0.144		1.440

		/Area												
	7. Urd (ICM)	No. of farmers /Area	10/5	0.175	10/5	0.175	10/5	0.175	10/5	0.175	10/5	0.175		1.750
	8. Sorghum (ICM)	No. of farmers /Area	8/4	0.144	8/4	0.144	8/4	0.144	8/4	0.144	8/4	0.144		1.440
	9. Arhar (ICM)	No. of farmers /Area	10/5	0.15	10/5	0.15	10/5	0.15	10/5	0.15	10/5	0.15		1.500
	10. Wheat	**No. of farmers /Area**	16/8	0.464	16/8	0.464	16/8	0.464	16/8	0.464	16/8	0.464		4.640
	(2) Water Resource Area:		114/57	**1.742**	110/55	**1.6465**	110/55	**1.6465**	110/55	**1.6465**	114/57	**1.742**		**16.847**
	B- Production of seeds													
	1. Lentil	No. of farmers /Area	8/4	0.240	10/5	0.30	8/4	0.24	10/5	0.30	8/4	0.24		2.640
	2. Chickpea	No. of farmers /Area	10/5	0.333	10/5	0.333	10/5	0.333	8/4	0.267	10/5	0.333		3.198
	3. Field Pea	No. of farmers /Area	4/2	0.16	0	0.00	4/2	0.16	4/2	0.16	4/2	0.16		1.280
	4. Linseed	No. of farmers /Area	8/4	0.15	8/4	0.15	8/4	0.15	8/4	0.15	8/4	0.15		1.500
	5. Mustard	No. of farmers /Area	4/2	0.02	0	0.00	0	0.00	0	0.00	0	0.00		0.040
	6. Wheat	No. of farmers /Area	8/4	0.10	8/4	0.10	8/4	0.10	8/4	0.10	8/4	0.10		1.000
	7. Til	No. of farmers /Area	4/2	0.01	4/2	0.01	4/2	0.01	0	0.00	0	0.00		0.060
	8. Urd	No. of farmers /Area	8/4	0.05	8/4	0.05	0	0.00	8/4	0.05	8/4	0.05		0.400
	Total		**54/27**	**1.063**	**48/24**	**0.943**	**48/24**	**0.993**	**46/23**	**1.027**	**46/23**	**1.033**		**10.118**
	Total for Agriculture		168/84	**2.805**	**158/79**	**2.5895**	**159/79**	**2.6395**	**156/78**	**2.6735**	**160/80**	**2.775**		**26.965**
	Agro forestry:-													
	A. Scattered Plantation													

	Species…..													
	1- Aonla	No. of Plants	100	0.06	200	0.12	80	0.05	100	0.06	200	0.12		0.820
	2- Ber	No. of Plants	100	0.05	200	0.10	80	0.04	100	0.05	200	0.10		0.680
	3- Bael	No. of Plants	50	0.03	100	0.06	50	0.03	50	0.03	100	0.06		0.420
	4 - Citrus spp..	No. of Plants	50	0.03	100	0.05	50	0.03	50	0.03	100	0.05		0.380
	5. Guava	No. of Plants	100	0.06	200	0.12	80	0.05	100	0.06	200	0.12		0.820
	Total		**400**	**0.23**	**800**	**0.45**	**340**	**0.20**	**400**	**0.23**	**800**	**0.45**		**3.120**
	B. Agri-Horticultural System													
	Species													
	1- Aonla	Area in ha	2.0	0.448	2.0	0.448	2.0	0.448	2.0	0.448	2.0	0.448		4.480
	2- Ber	Area in ha	2.0	0.448	2.0	0.448	2.0	0.448	2.0	0.448	2.0	0.448		4.480
	5. Guava	Area in ha	1.25	0.292	1.25	0.292	1.25	0.292	1.25	0.292	1.25	0.292		2.920
	Total		**5.25**	**1.188**	**5.25**	**1.188**	**5.25**	**1.188**	**5.25**	**1.188**	**5.25**	**1.188**		**11.88**
	C Block Plantation/ Orchard													
	Species…..													
	1- Guava (Spacing 8 X 6 M)	Area in ha	1.0	0.127	1.0	0.127	1.0	0.127	1.0	0.127	1.0	0.127		1.270
	2- Ber (Sapcing 8 X 5 M)	Area in ha	1.5	0.188	1.5	0.188	1.5	0.188	1.5	0.188	1.5	0.188		1.880
	3- Aonla (Spacing 8 X 8 M)	Area in ha	2.0	0.112	2.0	0.112	2.0	0.112	2.0	0.112	2.0	0.112		1.120
	Total		**4.50**	**0.427**	**4.50**	**0.427**	**4.50**	**0.427**	**4.50**	**0.427**	**4.50**	**0.427**		**4.270**
	Total for the Hort./ Agro-forestry		**400/ 9.75**	**1.845**	**800 /9.75**	**2.065**	**340/ 9.75**	**1.815**	**400/ 9.75**	**1.845**	**800/ 9.75**	**2.065**		**19.270**
	D. Afforestation on Private Land													
	Species													
	1- Teak (Sapcing 4 X 2.5 M)	ha.	1.25	0.725	1.25	0.725	1.25	0.725	1	0.58	1.25	0.725		6.960
	2- Shisham (Sapcing 8 X 6 M)	ha.	2.40	0.252	2.40	0.252	2.40	0.252	2.40	0.252	2.40	0.252		2.520
	3. Bael (8 X 8 M)	ha	2.00	0.19	2.00	0.19	1.00	0.09	1	0.09	2	0.19		1.500
	4. Jamun (Scattered plantation)	No	250	0.15	250	0.15	50	0.03	150	0.09	250	0.15		1.140
	5. Phalsa (On Bund)	Running Meter	1000	0.40	1000	0.40	200	0.08	500	0.20	1000	0.40		2.960
	Total		**1250/55.65**	**1.717**	**1250/5 5.65**	**1.717**	**1250/ 55.65**	**1.717**	**1250/ 55.65**	**1.717**	**1250/ 55.65**	**1.717**		**17.170**
	Grand Total		**1650/65.40**	**3.562**	**2050/6 5.40**	**3.782**	**1590/ 65.40**	**3.532**	**1650/ 65.40**	**3.562**	**2050**	**3.782**		**36.440**
	Live Stock Management													
	A. Rearing of Milch cattle-													

	1- Cow-	No. of Units / Farmers	60/88	0.01	60/84	0.12	60/88	0.01	60/88	0.01	60/88	0.01		0.320
	2- Buffalloes-	No. of Units / Farmers	2/2	0.24	2/2	0.24	2/2	0.24	2/2	0.24	2/2	0.24		2.400
	3- Goatry-	No. of Units / Farmers	384/35	0.02	371/30	0.02	234/24	0.02	312/29	0.02	402/38	0.02		0.200
	4- Poultry-	No. of Units / Farmers	10/10	-	10/10	-	10/10	-	10/10	-	10/10	-		
	5- Broiler-	No. of Units / Farmers	5/5	0.24	2/2	0.12	5/5	0.24	5/5	0.24	5/5	0.24		2.160
	6- Layers-	No. of Units / Farmers	5/5	0.24	2/2	0.12	5/5	0.24	5/5	0.24	5/5	0.24		2.160
	7- Piggeries-	No. of Units / Farmers	0	0.00	0	0.00	0	0.00	0	0.00	0	0.00		
	8- Fisheries -	No. of Units / Farmers	2/4	0.18	2/4	0.18	2/4	0.18	-	-	2/4	0.18		1.440
	9- Dairy -	No. of Units / Farmers	10/2	0.20	12/6	0.30	8/2	0.16	0	0.00	8/2	0.18		1.680
	10- Green Fodder	ha/farmer	5/10	0.40	5/10	0.40	5/10	0.49	5/10	0.40	5/10	0.40		4.180
	Total		**483/161**	**1.53**	**466/150**	**1.50**	**331/155**	**1.58**	**399/149**	**1.15**	**499/164**	**1.51**		**14.540**
	B. Veterinary Services/													
	1- Vaccination/Medication	No. of Animals	890	0.04	876	0.04	559	0.03	727	0.04	904	0.05		0.400
	2- Infertility Management	No. of Animals	890	0.04	876	0.04	559	0.02	727	0.03	904	0.04		0.340
	3- Others	No. of Animals												
	Total		**1780**	**0.08**	**1752**	**0.08**	**1118**	**0.05**	**1454**	**0.07**	**1808**	**0.09**		**0.740**
	C. Live stock Improvement Measures													
	1- Artificial Insemination	No. of Animals	356	0.18	350	0.18	224	0.11	291	0.15	362	0.18		1.600
	2- Natural Service.	He Buffalo	1	0.24	1	0.24	1	0.24	1	0.24	1	0.24		2.400
	Total		**357**	**0.42**	**351**	**0.42**	**225**	**0.35**	**292**	**0.39**	**363**	**0.42**		**4.000**
	Total Live stock management			**2.03**		**1.99**		**1.98**		**1.60**		**2.01**		
	Total for Ag. Production System		**-**	**8.397**	**-**	**8.3715**	**-**	**8.1515**		**7.8455**	**-**	**8.577**		**98.3295**
	Under IWMP – I		**-**	**5.628**		**6.9000**				**6.9120**				
	Under Convergence NHM/MNREGA		**-**	**2.769**		**1.4715**				**0.9335**				**1336.9395**

Table 5.3: Gram Panchayat wise details of Watershed Development Activities proposed in IWMP-II Chitrakoot

Sr. No.	Particular of Measures/Activities	Unit	1. Bhuiharimafi		2. Etaura		3. Ragauli		4. Balapur Khalsa		5. Kanthipur	
		No., Length/ ha, Volume	Qanty.	Cost	Qanty.	Cost	Qanty.	Cost	Qnty	Est. Cost	Qnty	Est. Cost
1	2	3	4	5	6	7	8	9	12	13	14	15
I	**Soil & Water Conservation Measures**											
	A- Moisture Conservation Measures											
	1. Field Bund	-	10027.6	7.360	2726.70	1.898	3648	2.539	-	-	-	-
	2. Contour Bund (with Sodding)	cum.	-	-	-	-	315	0.219	-	-	-	-
	3. Peripheral Bund (with Sodding)	cum.	IWMP - 805.35 Con. - 10443	0.417 7.268	1991.25 -	1.032 -	968 6137	0.515 4.271	1680 1708	0.860 1.189	- 3990	- 2.777
	4. Marginal Bund (with Sodding)	cum.	-	-	-	-	-	-	-	-	-	-
	5.Submergence Bundhi (with Sodding)	cum.	66016	45.977	45612	32.275	40823	28.705	29845	20.772	31073	21.627
	B- <u>Water Resource Development</u>											
	1. Tank/Pond	No	-	-	-	-	-	-	-	-	-	-
	1a - Water storing capacity	cum.	-	-	-	-						
	1b- Area proposed for irrigation	ha	-	-	-	-						
	2- Water Harvesting Bundhi/GP	cum.	-	-	-	-	-	-	-	-	-	-
	2a- Water storing capacity	cum.	-	-	-	-						
	2b- Area proposed for irrigation	**ha**	-	-	-	-						
	3. Check Dam / Drop Spill Way	No.	-	-	-	-			-	-		
	3a- Water storing capacity	cum.	-	-	-	-						
	3b. Area proposed for irrigation	ha	-	-	-	-						
	4. Well recharging unit	No	6	0.600	4	0.400	6	0.600	2	0.200	2	0.200
	4a. Expected Volume of Recharge	cum.	-	-	-	-						
	4b-Expected irrigated area to be increased (only one irrigation)	ha	-	-	-	-						

	C- Drainage Line Treatment											
	Upper reaches											
	1. Vegetative / Brush wood checks	**No.**	-	-	-	-						
	2. Field Drainage Structure	**No.**	48	15.360	30	9.600	25	8.000	15	4.800	19	6.080
	3. Gabion structures	No (each 3 cum.)	-	-	-	-						
	4. Water Harvesting Bund with surplushing structure	No.	-	-	-	-	-	-	-	-	-	-
	4a-Water storing capacity	cum.	-	-	-	-						
	4b. Area proposed for irrigation by WHB	ha	-	-	-	-						
	Middle reaches		-	-	-	-						
	1. DSW structures	No.	-	-	-	-						
	2. Gabion structures.	No.	-	-	-	-						
	3. Sunken Pond (Kadahi Tal) /	No.	-	-	-	-						
	4. Percolation Tank	No.	-	-	-	-						
	4. WHB/CD with surplushing structure	No	3	4.530	-	-	-	-	-	-	-	-
	4a-Water storing capacity	cum.	-	-	-	-						
	4b-Area proposed for irrigation by WHB	ha	-	-	-	-						
	Lower reaches		-	-	-	-						
	1. DSW/Checkdam Structure	No.	2	8.950	-	-	4	9.314			-	-
	2. Gabion structures.	No.	-	-	-	-	-	-	-	-	-	-
	3. Percolation Tank.	No.	-	-	-	-	-	-	-	-		
	4. Gully Plug / Nala Bund / Earthen Checkdam with Pucca	CMT	9255	4.924	5760.00 04	3.064 7.60	3990 06	2.191 12.410	5220 4	2.777 3.820	3416 4	1.817 4.010
	4a- Water storing capacity	Cub. M	-	6200	-	7250		12050		4200		4800
	4b- Area proposed for irrigation by Nala Bund		-	8.60	-	9.60		16.00	-	5.60		5.60
	Total -	**Cmt / No.**	**96546.95 / 59**	**95.386**	**56090/ 38**	**55.869**	**55881/ 41**	**68.764**	**38453 / 21**	**34.418**	**39479 / 25**	**36.511**
II	**Livelihood for landless People**											
	1. Goatary	No. of SHGs/ No. of beneficiaries	7/56	1.75	3/36	0.75	06/72	1.5	02/24	0.5	02/24	0.5
	2. Back Yard Poultry	do	12/120	0.60	08/80	0.30	12/120	0.54	04/40	0.18	04/40	0.18
	3. Poultry (Broiler)	do	06/60	1.452	04/40	0.968	08/80	1.936	01/10	0.242	01/10	0.242

	4. Black Smithy	do	1/10	0.125	-	-	1/10	0.125	-	-	-	-
	5. Rope Making (Linseed)	do	1/10	0.105	-	-	1/10	0.105	-	-	-	-
	6. Tailoring	do	-	-	1/10	0.250	-	-	1/10	0.250	-	-
	7. Repairing of Diesel Engine / Implements	do	1/10	0.150	-	-	-	-	-	-	1/10	0.150
	8. Vermi composting	do	02/20	0.50	02/20	0.50	1/15	0.250	1/12	0.250	1/13	0.250
	9. Fruit Processing	do	1/10	0.250	-	-	1/10	0.250	-	-	-	-
	10. Mini Dal Mill	do	1/10	0.250	-	-	-	-	-	-	1/10	0.250
	11. Mini flour Mill	do	1/10	0.250	-	-	1/10	0.250	-	-	-	-
	12. Mini Oil Expeller	do	-	-	1/10	0.250	-	-	-	-	1/10	0.250
	13. Carpentry	do	-	-	1/10	0.250	1/10	0.250	-	-	-	-
	Total		**33/316**	**5.432**	**20/206**	**3.268**	**32/337**	**5.206**	**09/96**	**1.422**	**11/117**	**1.822**
III	**Agriculture Production System**											
	A- Crop Demonstrations-(Crop Wise)											
	(1)SMC Area:											
	1. Lentil (ICM)	No. of farmers /Area (ha)	10/5	0.235	6/3	0.141	10/5	0.235	3/1.5	0.070	3/1.5	0.071
	2. Chickpea (ICM)	No. of farmers /Area	8/4	0.220	4/2	0.110	8/4	0.220	2/1	0.055	2/1	0.055
	3. Field Pea (ICM)	No. of farmers /Area	8/4	0.230	4/2	0.115	8/4	0.230	2/1	0.057	2/1	0.058
	4. Linseed (ICM)	No. of farmers /Area	8/4	0.120	4/2	0.06	6/3	0.068	2/1	0.022	2/1	0.023
	5. Mustard (ICM)	No. of farmers /Area	6/2.4	0.084	4/1.6	0.056	4/2	0.056	2/1	0.028	2/1	0.028
	6. Til (IPNM)	No. of farmers /Area	5/2.5	0.09	3/1.5	0.054	4/2	0.072	2/1	0.036	2/1	0.036
	7. Urd (ICM)	No. of farmers /Area	6/3	0.105	4/2	0.070	6/3	0.105	2/1	0.035	2/1	0.035
	8. Sorghum (ICM)	No. of farmers /Area	5/2.5	0.09	3/1.5	0.054	4/2	0.072	2/1	0.036	2/1	0.036
	9. Arhar (ICM)	No. of farmers /Area	7/3.5	0.105	3/1.5	0.045	6/3	0.090	2/1	0.030	2/1	0.030
	10. Wheat	**No. of farmers /Area**	12/6	0.348	4/2	0.116	12/6	0.348	2/1	0.058	2/1	0.058

	(2) Water Resource Area:		**75/37.5**	**1.627**	**39/19.5**	**0.821**	**68/34**	**1.496**	**21/10.5**	**0.427**	**21/10.5**	**0.43**
	B- Production of seeds											
	1. Lentil	No. of farmers /Area	6/3	0.18	2/1	0.06	6/3	0.18	2/1	0.30	2/1	0.03
	2. Chickpea	No. of farmers /Area	6/3	0.199	4/2	0.133	6/3	0.200	2/1	0.067	2/1	0.066
	3. Field Pea	No. of farmers /Area	3/1.5	0.12	1/0.5	0.04	2/1	0.8	1/0.5	0.4	1/0.5	0.4
	4. Linseed	No. of farmers /Area	6/3	0.112	2/1	0.038	4/2	0.075	2/1	0.038	2/1	0.037
	5. Mustard	No. of farmers /Area	2/1	0.010	2/1	0.010	0	0.00	0	0.00	0	0.00
	6. Wheat	No. of farmers /Area	6/3	0.075	2/1	0.025	4/2	0.050	2/1	0.025	2/1	0.025
	7. Til	No. of farmers /Area	2/1	0.005	2/1	0.005	2/1	0.005	1/0.5	0.0025	1/0.5	0.0025
	8. Urd	No. of farmers /Area	6/3	0.037	2/1	0.013	4/2	0.025	2/1	0.0125	2/1	0.0125
	Total		**54/27**	**0.738**	**48/24**	**0.324**	**28/14**	**1.335**	**12/6**	**0.845**	**12/6**	**0.573**
	Total for Agriculture		**129/64.5**	**2.365**	**87/43.5**	**1.145**	**96/48**	**2.831**	**33/16.5**	**1.272**	**33/16.5**	**1.003**
	Agro forestry:-											
	A. Scattered Plantation											
	Species…..											
	1- Aonla	No. of Plants	60	0.036	40	0.024	200	0.12	30	0.018	30	0.018
	2- Ber	No. of Plants	60	0.03	40	0.02	150	0.075	30	0.015	30	0.015
	3- Bael	No. of Plants	30	0.018	20	0.012	50	0.03	30	0.018	30	0.018
	4 - Citrus spp..	No. of Plants	30	0.018	20	0.012	50	0.03	30	0.018	30	0.018
	5. Guava	No. of Plants	60	0.036	40	0.024	50	0.03	30	0.018	30	0.018
	Total		**240**	**0.138**	**160**	**0.092**	**500**	**0.285**	**150**	**0.087**	**150**	**0.087**
	B. Agri-Horticultural System											
	Species											
	1- Aonla	Area in ha	1.2	0.269	0.80	0.179	1.2	0.269	0.4	0.089	0.4	0.090
	2- Ber	Area in ha	1.2	0.269	0.80	0.179	1.2	0.269	0.4	0.090	0.4	0.089
	5. Guava	Area in ha	0.85	0.199	0.40	0.093	0.85	0.199	0.2	0.046	0.2	0.047

	Total		**3.25**	**0.737**	**2**	**0.451**	**3.25**	**0.737**	**1.00**	**0.225**	**1.00**	**0.226**
	C Block Plantation/ Orchard											
	Species…..											
	1- Guava (Spacing 8 X 6 M)	Area in ha	1.0	0.127	1.0	0.127	1.0	0.127	1.0	0.127	1.0	0.127
	2- Ber (Sapcing 8 X 5 M)	Area in ha	1.5	0.188	1.5	0.188	1.5	0.188	1.5	0.188	1.5	0.188
	3- Aonla (Spacing 8 X 8 M)	Area in ha	2.0	0.112	2.0	0.112	2.0	0.112	2.0	0.112	2.0	0.112
	Total		**4.50**	**0.427**	**4.50**	**0.427**	**4.50**	**0.427**	**4.50**	**0.427**	**4.50**	**0.427**
	Total for the Hort./ Agro-forestry		**400/9.75**	**1.845**	**800/9.75**	**2.065**	**340/9.75**	**1.815**	**400/9.75**	**1.845**	**800/9.75**	**2.065**
	D. Afforestation on Private Land											
	Species											
	1- Teak (Sapcing 4 X 2.5 M)	ha.	1.25	0.725	1.25	0.725	1.25	0.725	1	0.58	1.25	0.725
	2- Shisham (Sapcing 8 X 6 M)	ha.	2.40	0.252	2.40	0.252	2.40	0.252	2.40	0.252	2.40	0.252
	3. Bael (8 X 8 M)	ha	2.00	0.19	2.00	0.19	1.00	0.09	1	0.09	2	0.19
	4. Jamun (Scattered plantation)	No	250	0.15	250	0.15	50	0.03	150	0.09	250	0.15
	5. Phalsa (On Bund)	Running Meter	1000	0.40	1000	0.40	200	0.08	500	0.20	1000	0.40
	Total		**1250/55.65**	**1.717**	**1250/55.65**	**1.717**	**1250/ 55.65**	**1.717**	**1250/ 55.65**	**1.717**	**1250/ 55.65**	**1.717**
	Live Stock Management											
	A. Rearing of Milch cattle-											
	1- Cow-	No. of Units / Farmers	60/88	0.01	60/84	0.12	60/88	0.01	60/88	0.01	60/88	0.01
	2- Buffalloes-	No. of Units / Farmers	2/2	0.24	2/2	0.24	2/2	0.24	2/2	0.24	2/2	0.24
	3- Goatry-	No. of Units / Farmers	384/35	0.02	371/30	0.02	234/24	0.02	312/29	0.02	402/38	0.02
	4- Poultry-	No. of Units / Farmers	10/10	-	10/10	-	10/10	-	10/10	-	10/10	-
	5- Broiler-	No. of Units / Farmers	5/5	0.24	2/2	0.12	5/5	0.24	5/5	0.24	5/5	0.24
	6- Layers-	No. of Units / Farmers	5/5	0.24	2/2	0.12	5/5	0.24	5/5	0.24	5/5	0.24
	7- Piggeries-	No. of Units / Farmers	0	0.00	0	0.00	0	0.00	0	0.00	0	0.00

	8- Fisheries -	No. of Units / Farmers	2/4	0.18	2/4	0.18	2/4	0.18	-	-	2/4	0.18
	9- Dairy -	No. of Units / Farmers	10/2	0.20	12/6	0.30	8/2	0.16	0	0.00	8/2	0.18
	10- Green Fodder	ha/farmer	5/10	0.40	5/10	0.40	5/10	0.49	5/10	0.40	5/10	0.40
	Total		**483/161**	**1.53**	**466/150**	**1.50**	**331/155**	**1.58**	**399/149**	**1.15**	**499/164**	**1.51**
	B. Veterinary Services/											
	1- Vaccination/Medication	No. of Animals	890	0.04	876	0.04	559	0.03	727	0.04	904	0.05
	2- Infertility Management	No. of Animals	890	0.04	876	0.04	559	0.02	727	0.03	904	0.04
	3- Others	No. of Animals										
	Total		**1780**	**0.08**	**1752**	**0.08**	**1118**	**0.05**	**1454**	**0.07**	**1808**	**0.09**
	C. Live stock Improvement Measures											
	1- Artificial Insemination	No. of Animals	356	0.18	350	0.18	224	0.11	291	0.15	362	0.18
	2- Natural Service.	He Buffalo	1	0.24	1	0.24	1	0.24	1	0.24	1	0.24
	Total		**357**	**0.42**	**351**	**0.42**	**225**	**0.35**	**292**	**0.39**	**363**	**0.42**
	Total Live stock management			**2.03**		**1.99**		**1.98**		**1.60**		**2.01**
	Total for Ag. Production System		**-**	**7.957**	**-**	**6.917**		**8.343**		**6.434**		**6.795**
	G. T. Gram Panchayat			**108.775**		**66.054**		**82.313**		**42.274**		**45.128**

Cont……. Table 5.3: Gram Panchayat wise details of Watershed Development Activities proposed in IWMP-II Chitrakoot

Sr. No.	Particular of Measures/Activities	Unit	6. Basila		7. Bagrehi		8. Buer		9. Kothilhai		10. Rampur Tarauhan		11. Chhechhriha Khurd	
		No., Length/ ha, Volume	Qanty.	Cost	Qanty.	Cost	Qanty.	Cost	Qnty	Est. Cost	Qnty	Est. Cost	Qnty	Est. Cost
1	2	3	4	5	6	7	8	9	12	13	14	15		
I	**Soil & Water Conservation Measures**													
	A- Moisture Conservation Measures													
	1. Field Bund	-	23158	17.272	7047	4.905	26962	18.766	6564	4.568	8710	6.062	4547	3.165
	2. Contour Bund (with Sodding)	cum.	-	-	9257	6.471	10240	7.127	343	0.169	-	-	14049	9.778
	3. Peripheral Bund (with	cum.	-	-	10254	5.455	2386	1.237	9487	4.917	26192	14.065	15680	8.126

	Sodding)				3978	2.769			7351	5.116	1137	0.791	3767	2.621
	4. Marginal Bund (with Sodding)	cum.	-	-	-	-	-	-	-	-	1658 / 2	0.875 / 2.910	-	-
	5.Submergence Bundhi (with Sodding)	cum.	1789 79623	0.948 55.417	42268	29.404	81477	56.708	689 39924	0.357 27.787	53111	36.965	9120 95766	4.727 66.652
	B- Water Resource Development													
	1. Tank/Pond	No	-	-	-	-	1	0.865	1	0.865	-	-	1	3.869
	1a - Water storing capacity	cum.	-	-	-	-	-	-			-	-	-	-
	1b- Area proposed for irrigation	ha	-	-	-	-	-	-	-	-	-	-		0
	2- ECD/ CD/DSW	cum./No	-	-			8628 / 5	4.588 8.162	1540 / 3	0.819 / 4.539	-	-	8	45.300
	2a- Water storing capacity	cum.	-	-				25800		4600	-		-	-
	2b- Area proposed for irrigation	**ha**	-	-				34.80		6.78	-		-	-
	3. Check Dam / Drop Spill Way	No.	1	6.080			4	8.440	6	21.160	2	4.010		
	3a- Water storing capacity	cum.	-	-						5590		6790	-	-
	3b. Area proposed for irrigation	ha	-	-						18.45		18.45	-	-
	4. Well recharging unit	No	7	0.700	5	0.500	7	0.700	20	2.00	10	1.000	13	1.300
	4a. Expected Volume of Recharge	cum.	-	-	-	-	-	-	-	-	-	-	-	-
	4b-Expected irrigated area to be increased (only one irrigation)	ha	-	-	-	-	-	-	-	-	-	-	-	-
	C- Drainage Line Treatment										-	-		
	Upper reaches								-	-				
	1. Vegetative / Brush wood checks	**No.**	-	-	-	-			-	-	-	-		
	2. Field Drainage Structure	**No.**	57	18.240	23	7.360	48	15.360	25	8.226	42	13.440	78	24.960
	3. Gabion structures	No (each 3 cum.)	-	-	-	-			-	-	-	-		
	4. Water Harvesting Bund with surplushing structure	No.	-	-	-	-			-	-	3000	8.527	-	-
	4a-Water storing capacity	cum.	-	-	-	-	-	-						
	4b. Area proposed for irrigation by WHB	ha	-	-	-	-	-	-	-	-	-	-		

	Middle reaches		-	-	-	-	-	-	-	-	-	-		
	1. DSW structures	No.	-	-	-	-	-	-	-	-	4	8.020	-	-
	2. Gabion structures.	No.	-	-	-	-	-	-	-	-	-	-		
	3. Sunken Pond (Kadahi Tal) /	No.	-	-	-	-	-	-	-	-	-	-		
	4. Percolation Tank	No.	-	-	-	-	-	-						
	4. WHB/CD with surplushing structure	No	-	-	-	-	-	-	-	-	-	-	-	-
	4a-Water storing capacity	cum.	-	-	-	-	-	-	-	-	-	-	-	-
	4b-Area proposed for irrigation by WHB	ha	-	-	-	-	-	-	-	-	-	-	-	-
	Lower reaches		-	-	-	-								
	1. DSW Structure	No.	-	-	03	4.926	-	-			-	-	-	-
	2. Gabion structures.	No.	-	-	-	-	-	-	-	-	-	-		
	3. Percolation Tank.	No.	-	-	-	-	-	-	-	-				
	4. Gully Plug / Nala Bund / Earthen Checkdam with Pucca	CMT	10345 7	5.903 11.560	1270 03	0.676 1.091	-	-	-	-	2750 / 2	1.463 3.413	8759 4	4.645 6.854
	4a- Water storing capacity	Cub. M	-	9800	-	6250	-	-	-	-			-	-
	4b- Area proposed for irrigation by Nala Bund		-	10.2	-	9.2	-	-	-	-	-	-	-	-
	Total		**114915 / 72**	**97.88**	**74054/ 34**	**63.557**	**129753 / 65**	**121.95**	**65898 / 55**	**80.523**	**96558 / 62**	**101.541**	**151688 / 104**	**181.997**
II	**Livelihood for landless People**													
	1. Goatary	No. of SHGs/ No. of beneficiaries	10/120	2.50	10/120	2.500	8/80	2.000	8/80	2.000	12/120	3.000	10/120	2.500
	2. Back Yard Poultry	do	20/200	0.900	20/200	0.900	12/120	0.526	16/160	0.720	20/200	0.900	20/200	0.900
	3. Poultry (Broiler)	do	10/100	2.420	9/90	2.366	5/50	1.250	8/80	1.824	10/100	2.474	10/100	2.420
	4. Black Smithy	do	1/10	0.125	1/10	0.125	1/10	0.125	1/10	0.125	1/10	0.125	1/10	0.125
	5. Rope Making (Linseed)	do	1/10	0.105	1/10	0.105	1/10	0.105	1/10	0.105	1/10	0.105	1/10	0.105
	6. Tailoring	do	1/10	0.250	1/10	0.250	1/10	0.250	1/10	0.250	1/10	0.250	1/10	0.250
	7. Repairing of Diesel Engine / Implements	do	1/10	0.150	1/10	0.150	1/10	0.150	1/10	0.150	1/10	0.150	1/10	0.150
	8. Vermi composting	do	5/50	1.250	5/50	1.250	4/40	1.000	5/50	1.244	5/50	1.250	3/40	0.750
	9. Fruit Processing	do	1/10	0.250	1/10	0.250	1/10	0.250	1/10	0.250	1/10	0.250	1/10	0.250
	10. Mini Dal Mill	do	1/10	0.250	1/10	0.250	1/10	0.250	1/10	0.250	1/10	0.250	1/10	0.250

	11. Mini flour Mill	do	1/10	0.250	1/10	0.250	1/10	0.250	1/10	0.250	1/10	0.250	1/10	0.250
	12. Mini Oil Expeller	do	1/10	0.250	1/10	0.250	1/10	0.000	0	0.250	1/10	0.250	1/10	0.250
	13. Carpentry	do	1/10	0.250	1/10	0.250	1/10	0.000	0	0.250	1/10	0.250	1/10	0.250
	Total		**56/560**	**8.95**	**55/550**	**8.896**	**38/380**	**6.156**	**44/440**	**7.668**	**56/560**	**9.504**	**55/560**	**8.450**
III	**Agriculture Production System**													
	A- Crop Demonstrations- (Crop Wise)													
	(1)SMC Area:													
	1. Lentil (ICM)	No. of farmers /Area (ha)	16/8	0.376	16/8	0.376	16/8	0.376	16/8	0.376	16/8	0.376	16/8	0.376
	2. Chickpea (ICM)	No. of farmers /Area	12/6	0.330	12/6	0.330	12/6	0.330	12/6	0.330	12/6	0.330	12/6	0.330
	3. Field Pea (ICM)	No. of farmers /Area	12/6	0.345	12/6	0.345	12/6	0.345	12/6	0.345	12/6	0.345	12/6	0.345
	4. Linseed (ICM)	No. of farmers /Area	12/6	0.18	10/5	0.1125	10/5	0.1125	10/5	0.1125	12/6	0.18	10/5	0.1125
	5. Mustard (ICM)	No. of farmers /Area	10/5	0.14	8/4	0.112	8/4	0.112	8/4	0.112	10/5	0.14	8/4	0.112
	6. Til (IPNM)	No. of farmers /Area	8/4	0.144	8/4	0.144	8/4	0.144	8/4	0.144	8/4	0.144	8/4	0.144
	7. Urd (ICM)	No. of farmers /Area	10/5	0.175	10/5	0.175	10/5	0.175	10/5	0.175	10/5	0.175	10/5	0.175
	8. Sorghum (ICM)	No. of farmers /Area	8/4	0.144	8/4	0.144	8/4	0.144	8/4	0.144	8/4	0.144	8/4	0.144
	9. Arhar (ICM)	No. of farmers /Area	10/5	0.15	10/5	0.15	10/5	0.15	10/5	0.15	10/5	0.15	10/5	0.15
	10. Wheat	**No. of farmers /Area**	16/8	0.464	16/8	0.464	16/8	0.464	16/8	0.464	16/8	0.464	16/8	0.464
	(2) Water Resource Area:		114/57	**1.742**	110/55	**1.6465**	110/55	**1.6465**	110/55	**1.6465**	114/57	**1.742**	110/55	**1.6465**
	B- Production of seeds													
	1. Lentil	No. of farmers /Area	8/4	0.240	10/5	0.30	8/4	0.24	10/5	0.30	8/4	0.24	8/4	0.24

	2. Chickpea	No. of farmers /Area	10/5	0.333	10/5	0.333	10/5	0.333	8/4	0.267	10/5	0.333	10/5	0.333
	3. Field Pea	No. of farmers /Area	4/2	0.16	0	0.00	4/2	0.16	4/2	0.16	4/2	0.16	4/2	0.16
	4. Linseed	No. of farmers /Area	8/4	0.15	8/4	0.15	8/4	0.15	8/4	0.15	8/4	0.15	8/4	0.15
	5. Mustard	No. of farmers /Area	4/2	0.02	0	0.00	0	0.00	0	0.00	0	0.00	0	0.00
	6. Wheat	No. of farmers /Area	8/4	0.10	8/4	0.10	8/4	0.10	8/4	0.10	8/4	0.10	8/4	0.10
	7. Til	No. of farmers /Area	4/2	0.01	4/2	0.01	4/2	0.01	0	0.00	0	0.00	4/2	0.01
	8. Urd	No. of farmers /Area	8/4	0.05	8/4	0.05	0	0.00	8/4	0.05	8/4	0.05	0	0.00
	Total		**54/27**	**1.063**	**48/24**	**0.943**	**48/24**	**0.993**	**46/23**	**1.027**	**46/23**	**1.033**	**48/24**	**0.993**
	Total for Agriculture		168/84	**2.805**	**158/79**	**2.5895**	**159/79**	**2.6395**	**156/78**	**2.6735**	**160/80**	**2.775**	**159/79**	**2.6395**
	Agro forestry:-													
	A. Scattered Plantation													
	Species…..													
	1- Aonla	No. of Plants	100	0.06	200	0.12	80	0.05	100	0.06	200	0.12	80	0.05
	2- Ber	No. of Plants	100	0.05	200	0.10	80	0.04	100	0.05	200	0.10	80	0.04
	3- Bael	No. of Plants	50	0.03	100	0.06	50	0.03	50	0.03	100	0.06	50	0.03
	4 - Citrus spp..	No. of Plants	50	0.03	100	0.05	50	0.03	50	0.03	100	0.05	50	0.03
	5. Guava	No. of Plants	100	0.06	200	0.12	80	0.05	100	0.06	200	0.12	80	0.05
	Total		**400**	**0.23**	**800**	**0.45**	**340**	**0.20**	**400**	**0.23**	**800**	**0.45**	**340**	**0.20**
	B. Agri-Horticultural System													
	Species													
	1- Aonla	Area in ha	2.0	0.448	2.0	0.448	2.0	0.448	2.0	0.448	2.0	0.448	2.0	0.448
	2- Ber	Area in ha	2.0	0.448	2.0	0.448	2.0	0.448	2.0	0.448	2.0	0.448	2.0	0.448
	5. Guava	Area in ha	1.25	0.292	1.25	0.292	1.25	0.292	1.25	0.292	1.25	0.292	1.25	0.292
	Total		**5.25**	**1.188**	**5.25**	**1.188**	**5.25**	**1.188**	**5.25**	**1.188**	**5.25**	**1.188**	**5.25**	**1.188**
	C Block Plantation/ Orchard													
	Species…..													

	1- Guava (Spacing 8 X 6 M)	Area in ha	1.0	0.127	1.0	0.127	1.0	0.127	1.0	0.127	1.0	0.127	1.0	0.127
	2- Ber (Sapcing 8 X 5 M)	Area in ha	1.5	0.188	1.5	0.188	1.5	0.188	1.5	0.188	1.5	0.188	1.5	0.188
	3- Aonla (Spacing 8 X 8 M)	Area in ha	2.0	0.112	2.0	0.112	2.0	0.112	2.0	0.112	2.0	0.112	2.0	0.112
	Total		**4.50**	**0.427**	**4.50**	**0.427**	**4.50**	**0.427**	**4.50**	**0.427**	**4.50**	**0.427**	**4.50**	**0.427**
	Total for the Hort./ Agro-forestry		**400/ 9.75**	**1.845**	**800 /9.75**	**2.065**	**340/ 9.75**	**1.815**	**400/ 9.75**	**1.845**	**800/ 9.75**	**2.065**	**340/9.75**	**1.815**
	D. Afforestation on Private Land													
	Species													
	1- Teak (Sapcing 4 X 2.5 M)	ha.	1.25	0.725	1.25	0.725	1.25	0.725	1	0.58	1.25	0.725	1.25	0.725
	2- Shisham (Sapcing 8 X 6 M)	ha.	2.40	0.252	2.40	0.252	2.40	0.252	2.40	0.252	2.40	0.252	2.40	0.252
	3. Bael (8 X 8 M)	ha	2.00	0.19	2.00	0.19	1.00	0.09	1	0.09	2	0.19	1.00	0.09
	4. Jamun (Scattered plantation)	No	250	0.15	250	0.15	50	0.03	150	0.09	250	0.15	50	0.03
	5. Phalsa (On Bund)	Running Meter	1000	0.40	1000	0.40	200	0.08	500	0.20	1000	0.40	200	0.08
	Total		**1250/ 55.65**	**1.717**	**1250/ 55.65**	**1.717**	**1250/ 55.65**	**1.717**	**1250/ 55.65**	**1.717**	**1250/ 55.65**	**1.717**	**1250/ 55.65**	**1.717**
	Grand Total		**1650/65.40**	**3.562**	**2050/ 65.40**	**3.782**	**1590/ 65.40**	**3.532**	**1650/ 65.40**	**3.562**	**2050**	**3.782**	**1590/ 65.40**	**3.532**
	Live Stock Management													
	A. Rearing of Milch cattle-													
	1- Cow-	No. of Units / Farmers	60/88	0.01	60/84	0.12	60/88	0.01	60/88	0.01	60/88	0.01	60/88	0.01
	2- Buffalloes-	No. of Units / Farmers	2/2	0.24	2/2	0.24	2/2	0.24	2/2	0.24	2/2	0.24	2/2	0.24
	3- Goatry-	No. of Units / Farmers	384/35	0.02	371/30	0.02	234/24	0.02	312/29	0.02	402/38	0.02	234/24	0.02
	4- Poultry-	No. of Units / Farmers	10/10	-	10/10	-	10/10	-	10/10	-	10/10	-	10/10	-
	5- Broiler-	No. of Units / Farmers	5/5	0.24	2/2	0.12	5/5	0.24	5/5	0.24	5/5	0.24	5/5	0.24
	6- Layers-	No. of Units / Farmers	5/5	0.24	2/2	0.12	5/5	0.24	5/5	0.24	5/5	0.24	5/5	0.24
	7- Piggeries-	No. of Units / Farmers	0	0.00	0	0.00	0	0.00	0	0.00	0	0.00	0	0.00
	8- Fisheries -	No. of Units / Farmers	2/4	0.18	2/4	0.18	2/4	0.18	-	-	2/4	0.18	2/4	0.18

	9- Dairy -	No. of Units / Farmers	10/2	0.20	12/6	0.30	8/2	0.16	0	0.00	8/2	0.18	8/2	0.16
	10- Green Fodder	ha/farmer	5/10	0.40	5/10	0.40	5/10	0.49	5/10	0.40	5/10	0.40	5/10	0.49
	Total		**483/161**	**1.53**	**466/150**	**1.50**	**331/155**	**1.58**	**399/149**	**1.15**	**499/164**	**1.51**	**331/155**	**1.58**
	B. Veterinary Services/													
	1- Vaccination/Medication	No. of Animals	890	0.04	876	0.04	559	0.03	727	0.04	904	0.05	559	0.03
	2- Infertility Management	No. of Animals	890	0.04	876	0.04	559	0.02	727	0.03	904	0.04	559	0.02
	3- Others	No. of Animals												
	Total		**1780**	**0.08**	**1752**	**0.08**	**1118**	**0.05**	**1454**	**0.07**	**1808**	**0.09**	**1118**	**0.05**
	C. Live stock Improvement Measures													
	1- Artificial Insemination	No. of Animals	356	0.18	350	0.18	224	0.11	291	0.15	362	0.18	224	0.11
	2- Natural Service	He Buffalo	1	0.24	1	0.24	1	0.24	1	0.24	1	0.24	1	0.24
	Total		**357**	**0.42**	**351**	**0.42**	**225**	**0.35**	**292**	**0.39**	**363**	**0.42**	**225**	**0.35**
	Total Live stock management			**2.03**		**1.99**		**1.98**		**1.60**		**2.01**		**1.98**
	Total for Ag. Production System		**-**	**8.397**	**-**	**8.3715**	**-**	**8.1515**		**7.8455**	**-**	**8.577**	**8.1515**	**7.8455**
	G. T. Gram Panchayat			**115.227**		**80.825**		**136.26**		**96.0365**		**119.622**		**198.2925**

Cont……. Table 5.3: Gram Panchayat wise details of Watershed Development Activities proposed in IWMP-II Chitrakoot

Sr. No.	Particular of Measures/Activities	Unit	12. Budha		13. Bhaunri		Total IWMP-II	
		No., Length/ ha, Volume	Qanty.	Cost	Qanty.	Cost	Qanty.	Cost
1	2	3	4	5	6	7	8	9
I	**Soil & Water Conservation Measures**							
	A- Moisture Conservation Measures							
	1. Field Bund	-	15051	10.475	20370	14.178	128811.30	
	2. Contour Bund (with Sodding)	cum.	10641	7.406	-	-		
	3. Peripheral Bund (with Sodding)	cum.	-	-	5580 34415	2.969 23.953		
	4. Marginal Bund (with Sodding)	cum.	-	-	-	-		
	5.Submergence Bundhi (with Sodding)	cum.	44134	30.717	69436	48.252		
	B- <u>Water Resource Development</u>							

	1. Tank/Pond	No						
	1a - Water storing capacity	cum.						
	1b- Area proposed for irrigation	ha						
	2- ECD/ CD/DSW	cum./No	1	6.710	6	26.170		
	2a- Water storing capacity	cum.						
	2b- Area proposed for irrigation	**ha**						
	3. Check Dam / Drop Spill Way	No.						
	3a- Water storing capacity	cum.						
	3b. Area proposed for irrigation	ha						
	4. Well recharging unit	No	3	0.300	10	1.00		
	4a. Expected Volume of Recharge	cum.						
	4b-Expected irrigated area to be increased (only one irrigation)	ha						
	C- Drainage Line Treatment							
	Upper reaches							
	1. Vegetative / Brush wood checks	**No.**						
	2. Field Drainage Structure	**No.**	29	9.280	54	17.280		
	3. Gabion structures	No (each 3 cum.)						
	4. Water Harvesting Bund with surplushing structure	No.						
	4a-Water storing capacity	cum.						
	4b. Area proposed for irrigation by WHB	ha						
	Middle reaches							
	1. DSW structures	No.						
	2. Gabion structures.	No.						
	3. Sunken Pond (Kadahi Tal) /	No.						
	4. Percolation Tank	No.						
	4. WHB/CD with surplushing structure	No						
	4a-Water storing capacity	cum.						
	4b-Area proposed for irrigation by WHB	ha						
	Lower reaches							
	1. DSW Structure	No.						
	2. Gabion structures.	No.						
	3. Percolation Tank.	No.						

	4. Gully Plug / Nala Bund / Earthen Checkdam with Pucca	CMT	3570 4	1.898 6.600	7320 4	3.894 6.436		
	4a- Water storing capacity	Cub. M						
	4b- Area proposed for irrigation by Nala Bund							
	Total		**73396 / 37**	**73.386**	**137121 / 74**	**144.132**	**1489833**	**1155.914**
II	**Livelihood for landless People**							
	-							
	1. Goatary	No. of SHGs/ No. of beneficiaries	10/120	2.50	10/120	2.500	8/80	2.000
	2. Back Yard Poultry	do	20/200	0.900	20/200	0.900	12/120	0.526
	3. Poultry (Broiler)	do	10/100	2.420	9/90	2.366	5/50	1.250
	4. Black Smithy	do	1/10	0.125	1/10	0.125	1/10	0.125
	5. Rope Making (Linseed)	do	1/10	0.105	1/10	0.105	1/10	0.105
	6. Tailoring	do	1/10	0.250	1/10	0.250	1/10	0.250
	7. Repairing of Diesel Engine / Implements	do	1/10	0.150	1/10	0.150	1/10	0.150
	8. Vermi composting	do	5/50	1.250	5/50	1.250	4/40	1.000
	9. Fruit Processing	do	1/10	0.250	1/10	0.250	1/10	0.250
	10. Mini Dal Mill	do	1/10	0.250	1/10	0.250	1/10	0.250
	11. Mini flour Mill	do	1/10	0.250	1/10	0.250	1/10	0.250
	12. Mini Oil Expeller	do	1/10	0.250	1/10	0.250	1/10	0.000
	13. Carpentry	do	1/10	0.250	1/10	0.250	1/10	0.000
	Total		**56/560**	**8.95**	**55/550**	**8.896**	**38/380**	**6.156**
III								
	(1)SMC Area:							
	1. Lentil (ICM)	No. of farmers /Area (ha)	16/8	0.376	16/8	0.376	16/8	0.376
	2. Chickpea (ICM)	No. of farmers /Area	12/6	0.330	12/6	0.330	12/6	0.330
	3. Field Pea (ICM)	No. of farmers /Area	12/6	0.345	12/6	0.345	12/6	0.345
	4. Linseed (ICM)	No. of farmers /Area	12/6	0.18	10/5	0.1125	10/5	0.1125
	5. Mustard (ICM)	No. of farmers /Area	10/5	0.14	8/4	0.112	8/4	0.112

	6. Til (IPNM)	No. of farmers /Area	8/4	0.144	8/4	0.144	8/4	0.144
	7. Urd (ICM)	No. of farmers /Area	10/5	0.175	10/5	0.175	10/5	0.175
	8. Sorghum (ICM)	No. of farmers /Area	8/4	0.144	8/4	0.144	8/4	0.144
	9. Arhar (ICM)	No. of farmers /Area	10/5	0.15	10/5	0.15	10/5	0.15
	10. Wheat	**No. of farmers /Area**	16/8	0.464	16/8	0.464	16/8	0.464
	(2) Water Resource Area:		114/57	**1.742**	110/55	**1.6465**	110/55	**1.6465**
	B- Production of seeds							
	1. Lentil	No. of farmers /Area	8/4	0.240	10/5	0.30	8/4	0.24
	2. Chickpea	No. of farmers /Area	10/5	0.333	10/5	0.333	10/5	0.333
	3. Field Pea	No. of farmers /Area	4/2	0.16	0	0.00	4/2	0.16
	4. Linseed	No. of farmers /Area	8/4	0.15	8/4	0.15	8/4	0.15
	5. Mustard	No. of farmers /Area	4/2	0.02	0	0.00	0	0.00
	6. Wheat	No. of farmers /Area	8/4	0.10	8/4	0.10	8/4	0.10
	7. Til	No. of farmers /Area	4/2	0.01	4/2	0.01	4/2	0.01
	8. Urd	No. of farmers /Area	8/4	0.05	8/4	0.05	0	0.00
	Total		**54/27**	**1.063**	**48/24**	**0.943**	**48/24**	**0.993**
	Total for Agriculture		168/84	**2.805**	**158/79**	**2.5895**	**159/79**	**2.6395**
	Agro forestry:-							
	A. Scattered Plantation							
	Species…..							
	1- Aonla	No. of Plants	100	0.06	200	0.12	80	0.05
	2- Ber	No. of Plants	100	0.05	200	0.10	80	0.04
	3- Bael	No. of Plants	50	0.03	100	0.06	50	0.03
	4 - Citrus spp..	No. of Plants	50	0.03	100	0.05	50	0.03
	5. Guava	No. of Plants	100	0.06	200	0.12	80	0.05
	Total		**400**	**0.23**	**800**	**0.45**	**340**	**0.20**
	B. Agri-Horticultural System							

	Species							
	1- Aonla	Area in ha	2.0	0.448	2.0	0.448	2.0	0.448
	2- Ber	Area in ha	2.0	0.448	2.0	0.448	2.0	0.448
	5. Guava	Area in ha	1.25	0.292	1.25	0.292	1.25	0.292
	Total		**5.25**	**1.188**	**5.25**	**1.188**	**5.25**	**1.188**
	C Block Plantation/ Orchard							
	Species…..							
	1- Guava (Spacing 8 X 6 M)	Area in ha	1.0	0.127	1.0	0.127	1.0	0.127
	2- Ber (Sapcing 8 X 5 M)	Area in ha	1.5	0.188	1.5	0.188	1.5	0.188
	3- Aonla (Spacing 8 X 8 M)	Area in ha	2.0	0.112	2.0	0.112	2.0	0.112
	Total		**4.50**	**0.427**	**4.50**	**0.427**	**4.50**	**0.427**
	Total for the Hort./ Agro-forestry		**400/ 9.75**	**1.845**	**800 /9.75**	**2.065**	**340/ 9.75**	**1.815**
	D. Afforestation on Private Land							
	Species							
	1- Teak (Sapcing 4 X 2.5 M)	ha.	1.25	0.725	1.25	0.725	1.25	0.725
	2- Shisham (Sapcing 8 X 6 M)	ha.	2.40	0.252	2.40	0.252	2.40	0.252
	3. Bael (8 X 8 M)	ha	2.00	0.19	2.00	0.19	1.00	0.09
	4. Jamun (Scattered plantation)	No	250	0.15	250	0.15	50	0.03
	5. Phalsa (On Bund)	Running Meter	1000	0.40	1000	0.40	200	0.08
	Total		**1250/55.65**	**1.717**	**1250/55.65**	**1.717**	**1250/ 55.65**	**1.717**
	Grand Total		**1650/65.40**	**3.562**	**2050/65.40**	**3.782**	**1590/ 65.40**	**3.532**
	Live Stock Management							
	A. Rearing of Milch cattle-							
	1- Cow-	No. of Units / Farmers	60/88	0.01	60/84	0.12	60/88	0.01
	2- Buffalloes-	No. of Units / Farmers	2/2	0.24	2/2	0.24	2/2	0.24
	3- Goatry-	No. of Units / Farmers	384/35	0.02	371/30	0.02	234/24	0.02
	4- Poultry-	No. of Units / Farmers	10/10	-	10/10	-	10/10	-
	5- Broiler-	No. of Units / Farmers	5/5	0.24	2/2	0.12	5/5	0.24
	6- Layers-	No. of Units / Farmers	5/5	0.24	2/2	0.12	5/5	0.24

	7- Piggeries-	No. of Units / Farmers	0	0.00	0	0.00	0	0.00
	8- Fisheries -	No. of Units / Farmers	2/4	0.18	2/4	0.18	2/4	0.18
	9- Dairy -	No. of Units / Farmers	10/2	0.20	12/6	0.30	8/2	0.16
	10- Green Fodder	ha/farmer	5/10	0.40	5/10	0.40	5/10	0.49
	Total		**483/161**	**1.53**	**466/150**	**1.50**	**331/155**	**1.58**
	B. Veterinary Services/							
	1- Vaccination/Medication	No. of Animals	890	0.04	876	0.04	559	0.03
	2- Infertility Management	No. of Animals	890	0.04	876	0.04	559	0.02
	3- Others	No. of Animals						
	Total		**1780**	**0.08**	**1752**	**0.08**	**1118**	**0.05**
	C. Live stock Improvement Measures							
	1- Artificial Insemination	No. of Animals	356	0.18	350	0.18	224	0.11
	2- Natural Service.	He Buffalo	1	0.24	1	0.24	1	0.24
	Total		**357**	**0.42**	**351**	**0.42**	**225**	**0.35**
	Total Live stock management			**2.03**		**1.99**		**1.98**
	Total for Ag. Production System		**-**	**8.397**	**-**	**8.3715**	**-**	
	G.T. Gram Panchayat			**90.733**		**161.3995**		**1336.9395**

CHAPTER - 6

CAPACITY BUILDING PLAN

The capacity building of various stake holders will be given very high priority as the watershed is to be developed in participatory mode. Capacity building initiative plays very important role in human resource development of model watershed to replicate and train other watershed resource persons. The capacity building initiatives include training to government officials, CBOs, farmers and PIAs through field days, hands-on trainings, exposure visits to successful watersheds, training materials and etc. Need-based specialized training courses will be conducted. The details of the training institutes for capacity building and training to stake holders on participatory watershed management are summarized in Table 6.1 and 6.2, respectively.

Table 6.1: List of identified training institutes for capacity building

Sr. No.	Name of the Training Institute	Full Address with contact no, website & e-mail	Designation of the Head of Institute	Type of Institute	Area(s) of specialization	No. of training assigned	No. of persons to be trained	Allocation to be made to the institute
1.	Krishi Vigyan Kendra	Ganiva, Chtrakoot	Programme Coordinator	Deen Dayal shod Sanshthan, Chtrakoot	Extension Agronomy Home Science Soil Science	16	800	Proposal with budget will be received
2.	National Research Center for Agro-Forestry	Glalior Road, Jhansi	Director	GOI, (ICAR)	Agro-forestry and NRM on watershed basis	16	800	-do-
3	District Gram Vikash Sansthan	Vikash Bhawan, Chtrakoot	Coordinator	State Govt.	Small scale	4	100	-do-
4	Indian Institute of Grass Land	Gwalior Road, Jhansi	Director,	GoI (ICAR)	Grasses and fodder	4	100	-do-

	Capacity Building		2790	22.2984	930	7.4328	930	7.4328			4650	37.164
	(a) SLNA level	No.	2 x 2 x 20	1.600	2 x 2 x 20	1.600	2 x 2 x 20	1.600			240	4.800
	(b) District level	,,	2x 2 x 100	2.400	2x 2 x 100	2.400	2x 2 x 100	2.400			600	7.200
	(c) WDT level	,,	3x 3x 4	0.216	3x 3x 4	0.216	3x 3x 4	0.216			36	0.648
	(d) WC level	,,	3x3x250	18.0824	3x2x50	3.2168	3x2x50	3.2168			4086	24.516
	(2) No. of total persons trained											
	(a) SLNA level		-	-	-	-	-	-	-	-	-	-
	(b) District level	,,	-	-	-	-	-	-	-	-	-	-
	(c) WDT level	,,	1x3x4	0.072	-	-	-	-	-	-	12	0.072
	(d) WC level	,,	1200	7.800	-	-	-	-	-	-	1200	7.800

Table 6.2: Training to stakeholders on participatory watershed management

Sl. No.	Client Group	Title of the Programme/Duration/ Time	Objectives	Coverage/Topics	Training Methodology	Training Institutions
1.	Watershed Committee & WDT members	Planning and implementation of IWMP Project (3 day)	To Strengthen WC and WDT for planning and executing the Project	Natural Resource Management Livelihood options for landless and marginal farmers. Improved Agriculture production system	Lectures, videos and visits to successful watershed	National Research Center for Agro-forestry, Gwalior Road,
2.	User Group, SHGs members	Agriculture Production system and specialized training for SHGs (3 day)	To increase the Agriculture productivity and livelihood improvement	Integrated crop management in pulses, cereals, oilseeds, vegetables, orchards and small scale projects related to Agriculture.	Lectures, videos and visits	Krishi Vigyan Kendra, Bharari,
3	Watershed Committee & WDT members	Management of natural resources on watershed basis and agroforestry	Awareness and strengthening of knowledge and skills	NRM, Production system and livelihood	Lectures, videos and visits to successful watershed	National Research Center for Agro-forestry, Gwalior Road,

4	Secretaries of WC and WDT/PIA members	Book keeping and record maintenance	Maintenance of record and preparing budget	Cash book and ledger registers, preparing budget, maintenance of accounts	Lectures and practical exercise	National Research Center for Agro-forestry, Gwalior Road,
5	PIA/WDT members	Cultivation of fodder in watershed	Awareness and knowledge enhancement	Package of practices of fodder cultivation	Lectures, videos and visits to successful watershed	Indian Grassland and Fodder Research Institute,
6.	PIA/WDT/WC members	Knowledge of market and pricing	Awareness and knowledge enhancement	Market intelligence	Lectures, videos and visits	Agriculture Technology Management Agency (ATMA)
7	PIA/WDT members	Design of SWC structures	Strengthening of knowledge	SWC structures	Lectures, practical exercise and visits to successful watershed	NRCAF, / CSWCRTI&RS, Datia, MP

CHAPTER - 7

PHASING OF PROGRAMME AND BUDGETING

7.1 Monitoring and Evaluation

Monitoring of the project will be done at each stage and it will be carried out for both, process and outcome. Some community members will be trained and will be involved in participatory monitoring of various parameters and processes and the crop yields. The interventions, expenditure and other information will be displayed in the micro-watershed through wall writings. Besides trained community members, PIA/DWDU will also monitor the physical and financial progress of watershed development programme. Frontier technologies viz. GIS and Remote Sensing techniques will be used by the PIA/DWDU for monitoring and evaluation. The PIA shall submit quarterly progress reports (countersigned by the Watershed Committee (WC) President) to the DWDU for further submission to the SLNA. Sustainable and unbiased monitoring will be ensured by involving an independent agency. About 1 per cent of the total budget will be used on this activity.

Plan for Evaluation

Watershed development activities bring about both tangible and intangible benefits. In order to quantify the benefits, impact analysis has been proposed.

Theme

It is presumed that as a consequence of watershed development activities there will be noticeable change in socio-economic status of inhabitants, cropping intensity, ground water recharge, crop diversification, fuel, fodder and small timber availability, livestock composition and milk production, etc. These indicators can be gauged over bench mark data both at the beginning and at the end of the project within the watershed.

Observations

The following indicators will be taken into account for quantitative and qualitative assessment. For the purpose, detailed questionnaires will be prepared and field observations will be carried out.

- Duration of availability of drinking water/irrigation and groundwater recharge
- Irrigation frequency and area under irrigation
- Changes in cropping pattern and cropping systems in the farmers fields along with productivity and incomes
- Soil health
- Satellite monitoring for vegetation cover and other parameters
- Fuel, fodder and small timber availability

- Livestock composition and productivity
- Periodic pest and disease monitoring will be done in major crops
- Socio-economic aspects including resource inventory
- Following indices will also be worked out as qualitative indicators of the watershed development:
- Land Improvement Index (LII)
- Crop Diversification Index (CDI)
- Cultivated Land Utilization Index (CLUI)
- Crop Fertilization Index (CFI)
- Induced Watershed Eco-Index (IWEI)

The concurrent and post-project monitoring and evaluation would be conducted to assess the status of watershed related interventions. It will be done by an independent agency having similar experiences. About 1 per cent of the total budget will also be used on evaluation.

Table 7.1: Year wise financial phasing (Rs in Lakh) Project IWMP-II LDWR- Chitrakoot

Particulars	1st Year	2nd Year	3rd Year	4th Year	Total
1	2	3	4	5	6
Administrative	12.360	30.900	9.270	9.270	61.800
Monitering-	1.236	3.090	0.927	0.927	6.180
Evalution	1.854	1.236	0.927	2.163	6.180
Entry Point Activity-	24.720	0.000	0.000	0.000	24.720
Institution & Capacity Building-	18.540	6.180	6.180	0.000	30.900
DPR	6.180	0.000	0.000	0.000	6.180
Watershed Dev. Work-56%	46.350	215.064	84.666	0.000	346.080
Livelihood Activity-9%	6.180	24.720	24.720	0.000	55.620
Production System & Micro enterprises-10%	6.180	27.810	27.810	0.000	61.800
Consolidation-3%	0.000	0.000	0.000	18.540	18.540
Total	123.600	309.000	154.500	30.900	618.000

Table 7.2: Analysis of Projected Outcomes from IWMP-II

Presnet Situation- Agriculture

S.No.	Name of Crop (Season wise)	Area (ha)	Production (quintal)	Productivity q/ha	Cost/ ha	Rate Rs/q	Gross Return Rs	Total Cost Rs	Net Return	Net Return /ha	B:C Ratio
1	Til (Sesamum)	315.80	536.86	1.70	6850	6500	3489590	2163230	1326360	4200	1.6
2	Urd	455.30	1548.02	3.40	8500	4200	6501684	3870050	2631634	5780	1.7
3	Moong	325.60	1009.36	3.10	7750	3500	3532760	2523400	1009360	3100	1.4
4	Arhar	235.40	1483.02	6.30	11500	3800	5635476	2707100	2928376	12440	2.1
5	Jawar	175.50	842.40	4.80	4500	850	716040	789750	73710	420	0.9
6	Jawar + Arhar	260.00	1976.00	7.60	10200	2500	4940000	2652000	2288000	8800	1.9
	Total	**1767.60**	**7395.66**								
1	Lentil	950.00	5367.50	5.65	9850	3100	16639250	9357500	7281750	7665	1.8
2	Field Pea	765.60	5550.60	7.25	9500	2200	12211320	7273200	4938120	6450	1.7
3	Chickpea	450.00	2862.00	6.36	8960	2650	7584300	4032000	3552300	7894	1.9
4	Wheat	545.60	10230.00	18.75	12500	1275	13043250	6820000	6223250	11406	1.9
5	Barley	150.60	2590.32	17.20	9850	1025	2655078	1483410	1171668	7780	1.8
6	Linseed + Chickpea (Mixed)	120.00	942.00	7.85	9845	2150	2025300	1181400	843900	7033	1.7
7	Linseed + Lentil (Mixed)	180.00	1161.00	6.45	8954	2260	2623860	1611720	1012140	5623	1.6
8	Mustard / Rai	160.00	720.00	4.50	9586	3200	2304000	1533760	770240	4814	1.5
	Total	**3321.80**	**29423.42**								
	Single crop Area	**2545.00**									
	Double crop area	**1272.20**									
	(Cucurbits, Cole crops, Egg Plant, Tomato, Potato etc)	45	3200	71.11	13000	500	1600000	585000	1015000	22556	2.7
							85501908	48583520	36918388		1.76
	Total No. of families	5790	Per family Net Return from Agriculture		6376						
	Total cultivable area in MWS		4925.97		Over All B:C		1.76				
	Cropping Intensity	104.23	%								

Present situation – Animal Husbandary

Particulars	**Cows**	**Buffaloes**	**Goat**	**Bullocks**
Total Animals in Micro watershed Area	6000	5400	13000	1100
Milking Animals	2800	2500	3500	
Average Milk Production Lit. / day	3640	520.8	140	
Average Milk Production /Animal/ day	1.3	3.5	0.4	
Sale of Milk per day (Rs) @ Rs 15/Lit	54600	7812	2100	
Average 150 day milking days & Goat 90 days in a year (Total Rs)	**8190000**	**78120**	**12600**	
Meat Animals			7500	
Average rate of one kids Rs			2500	
Total Sale in a year Rs			**18750000**	
Working Animals (Bullocks)				1100
One year work one agriculture fields 180 days @ 200/ day (One pair)				36000
Total Work value of all working animals				**19800000**
Total value earned by animals in a year				**46830720**
Total INCOME/FAMILY	5790			8088.21
Total Expenditure / family				6020
B:C Ratio				1.34

Projected Outcomes

S.No.	Name of Crop (Season wise)	Area (ha)	Production (quintal)	Productivity q/ha	Cost/ ha	Rate Rs/q	Groos Return Rs	Total Cost Rs	Net Return	Net Return /ha	B:C Ratio
1	Til (Sesamum)	394.75	769.76	1.95	5800	6500	5003456	2289550	2713906	6875	2.2
2	Urd	569.13	2077.31	3.65	7600	4500	9347878	4325350	5022528	8825	2.2
3	Moong	407.00	1473.34	3.62	7800	4950	7293033	3174600	4118433	10119	2.3
4	Arhar	294.25	1912.63	6.50	10350	4450	8511181	3045488	5465694	18575	2.8
5	Jawar	219.38	1140.75	5.20	6500	1650	1882238	1425938	456300	2080	1.3
6	Jawar + Arhar	325.00	2535.00	7.80	9544	3890	9861150	3101800	6759350	20798	3.2
	Total	**2209.50**	9908.78								
1	Lentil	1092.50	6314.65	5.78	9105	4560	28794804	9947213	18847592	17252	2.9
2	Field Pea	880.44	6427.21	7.30	7842	3360	21595432	6904410	14691022	16686	3.1
3	Chickpea	517.50	3674.25	7.10	8023	3275	12033169	4151903	7881266	15230	2.9
4	Wheat	627.44	12649.19	20.16	12620	1450	18341326	7918293	10423033	16612	2.3
5	Barley	173.19	3515.76	20.30	10236	1250	4394696	1772773	2621923	15139	2.5
6	Linseed + Chickpea (Mixed)	138.00	1135.74	8.23	10236	3750	4259025	1412568	2846457	20627	3.0
7	Linseed + Lentil (Mixed)	207.00	1523.52	7.36	9456	4012	6112362	1957392	4154970	20072	3.1
8	Mustard / Rai	184.00	1002.80	5.45	9541	3785	3795598	1755463	2040135	11088	2.2
	Total	**3820.07**	**36243.12**								
	Single crop Area	**3335.72**									
	Double crop area	**1590.25**									
	(Cucurbits, Cole crops, Egg Plant, Tomato, Potato etc)	70	7714	110.20	15260	650	5014100	1068200	3945900	56370	4.7
							146239449	54250939	91988510		2.70
	Total No. of families	5790	Per family Net Return from Agriculture		15887						
	Total cultivable area in MWS		4925.97		Over All B:C		2.70				
	Cropping Intensity	123.82	%								

Projected Situation- Animal Husbandry

Particulars	**Cows**	**Buffaloes**	**Goat**	**Bullocks**
Total Animals in Micro watershed Area	7200	7020	18200	1320
Milking Animals	3600	3500	5000	
Average Milk Production Lit. / day	5760	12600	2500	
Average Milk Production /Animal/ day	1.6	3.6	0.5	
Sale of Milk per day (Rs) @ Rs 15/Lit	86400	189000	37500	
Average 150 day milking days & Goat 90 days in a year (Total Rs)	**12960000**	**1890000**	**225000**	
Meat Animals			12000	
Average rate of one kids Rs			2800	
Total Sale in a year Rs			**33600000**	
Working Animals (Bullocks)				1320
One year work one agriculture fields 180 days @ 200/ day (One pair)				36000
Total Work value of all working animals				**23760000**
Total value earned by animals in a year				**72435000**
Total INCOME/FAMILY	5790			12510.36
Total Expenditure / family				7000
B:C Ratio				1.79

Net Income / Family	**Present**	**Projected**
Agriculure	6376	15887
Animal Husbandry	8088	12510
Total (Ag+AH)	**14464**	**28398**
Over All B:C of MWS		
Agriculure	1.76	2.70
Animal Husbandry	1.34	1.79
Over All B: C IWMP-II	**1.55**	**2.24**
Cropping Intensity	**104.23**	**123.82**

CHAPTER - 8

CONSOLIDATION AND WITHDRAWL STRATEGY

8. Consolidation and Withdrawl Strategy

Success of any program depends on sustainability of the various watershed interventions and sustainability can only be achieved through active participation of community. Active participation and cooperation of community can be ensured by building their capacities through exposures and trainings. From the beginning emphasis will be on capacity building and empowerment of stakeholders. The Watershed Committee, SHGs, Area Groups, Users Group and other CBOs will be established, trained, and strengthened to continue development after Withdrawl of PIA. By building economic activities through CBOs community participation will be sustained. The PR&D approach along with demand driven interventions will reduce dependency on subsidies. Contributions from the community will be ensured for the entire activities to develop sense of belongingness and these contributions will be deposited to the account of Watershed Development Fund. Watershed Development Fund will also be strengthening through donations from the individual and institutions and the CBOs will be trained to run watershed as business model on sustainable basis. The tangible economic benefits along with empowerment and hand holding by PIA will empower the CBOs to develop and sustain the watershed activities after Withdrawl of the PIA. Community organizations will withdraw the money from the WDF to maintain the asset created during the implementation phase. The consolidation phase will also include writing of project completion report, documentation of success stories, making films, leaflets, bulletins and the lessons learnt. The expenditure will be done as per the Common Guidelines for Watershed Development Projects 2008.

CHAPTER - 9

EXPECTED PROJECT OUTCOME

9.1 Employment Generation and Checking Migration

There had been migration from district Chitrakoot during drought years; it is as high as 22% against an average migration rate of 7.60%, in other regions of Uttar Pradesh towards northern part of the country, specially the states of Delhi, Punjab and Haryana, as agriculture labours, factory workers, rickshaw pullers etc. The major reason attributed to high rate of migration is continuous drought in the region and absence of any other alternate livelihood opportunity, in spite of several anti-poverty programmes.

Due to watershed management the cropping intensity will be increased by around 18.80 per cent, in turn acreage in agricultural activities will be increased by about 968 ha. Therefore, an additional employment of about 139906 man days will be generated annually. Therefore, no migration in search of livelihoods is expected after implementation of watershed programme.

9.2 Other Expected Outcome*

The following tangible benefits are expected after implementation of the project:

- Runoff will be reduced by about 30 per cent, however soil and nutrient loss may be reduced up to 40 per cent from the watershed.
- Irrigation intensity may be increased to 40 per cent from present 3 per cent life saving irrigation.
- Surface water in nallah may be available for more than 8 months against 4-5 months at present.
- Average ground water recharge of about 4 m may be easily obtained after implementation of the programme
- Productivity of crops may be increased by about 25 per cent
- Significant saving of seeds may be obtained through crop demonstration with improved package of practices
- During implementation phase about 559624 mandays will be created through the soil and water conservation measures and crop/agroforestry interventions.
- The overall B C ratio of the project is estimated to be 2.24 as compared to the 1.55 in pre project scenario (detailed analysis is given in Chapter 7)

***Above mentioned outcomes are based on the meta analysis of 636 watershed projects throughout the country done by ICRISAT, Hyderabad and practical experience of watershed management in Bundelkhand region.**

9.3 Questions to be answered

This project will answer the following questions :

1. Will the measures taken for water harvesting sufficient enough to recharge the perched water table?
2. Will the soil and water conservation practices be helpful in combating drought?
3. Will alternate land use such as agroforestry land use system result in self reliance/prosperity in drought prone areas?
4. Can the strategies based on watershed basis yield fruitful results?
5. Response of the villagers towards the project and their participation in sustaining developed resources after Withdrawl of the project?
6. Will the formation of SHGs will help in savings and generation of self employment?
7. Will the watershed programmes improve the socio-economic conditions of the stake holders?
8. Will the watershed programme helps in capacity building of the stake holders for dissemination of various activities of watershed programme?
9. Will it sustain after project Withdrawl?

9.4 Problems that could be solved as a results of this project/study

Following problems can be tackled in the proposed watershed :

1. Solving the problems of shortage of fuel, fodder, fruit and small timber requirement of villagers.
2. Creating water resources for ground water recharge availability of surface water for animal drinking and nistar purposes.
3. Increasing fertilizer consumption and improving NPK consumption ratio.
4. Optimizing crop productivity by putting more area under HYV and irrigation.
5. Increasing cropping intensity.
6. Promoting dairying through increased fodder availability.
7. Improving basic amenities and facilities like health, education, drinking water etc.
8. Increasing per capita income and thereby standard of living of farming community.
9. Increasing co-operative membership.
10. Increasing self employment.
11. Improving living standard of society.

ANNEXURE-I
BENEFICIARIES WISE DETAILS OF DEVELOPMENTAL ACTIVITIES

1. MWS- Bhuiharimafi

S.N.	Name of the beneficiary	Caste SC-ST/Others	Khasara No	Area (ha)	Activity Proposed	Length (M)	Breadth (M)	Top width (M)	Height M	Cross Section (m2)	E.W. (Cum)	Rate per (Cum)	Safe structure no & cost	EW Cost (Rs.)	Total Cost (Rs)
1	2	2(a)	3	4	5	6	7	8	9	10	11	12	13	14	15
1	Ramendra, Naval Ram Raj Ram Raj	BC BC BC	946 947 948	0.437 0.243 0.372	CD1	65	10	2	2	12	780	53.2	151000	41496	192496
2	Devideen Ramsiya Gauri Shankar Kanchaniya Kanchaniya	BC BC BC BC BC	916 915 908 914 913	0.967 0.089 0.559 0.186 0.158	CD2	100	10	2	2	12	1200	53.2	151000	63840	214840
3	Uma Shankar Ramwati	SC SC	356 357	0.906 1.481	CD3	155	10	2	2	12	1860	53.2		98952	98952
4	Madhu Raj ,, ,, ,, ,,	SC ,, ,, ,, ,,	880 879 878 873 874	0.117 0.247 0.121 0.308 0.068	CD4	90	9.5	1.5	2	11	990	53.2		52668	52668
5	Madhu Raj ,,	SC ,,	872 871	0.085 0.348	CD5	75	9.5	1.5	2	11	825	53.2		43890	43890
6	Kuber Singh	BC	384	0.514	CD6	50	10	2	2	12	600	53.2	151000	31920	182920
7	Kuber Singh	BC	283	0.413	CD7	70	10	2	2	12	840	53.2		44688	44688
8	Shiv Pal Bhookha	BC	806 805	0.494 0.628	CD8	100	10	2	2	12	1200	53.2		63840	63840
9	Anand pal	BC	268	0.186	CD9	80	10	2	2	12	960	53.2		51072	51072
1	Shiv Pal Bhookha Savitri	BC BC BC	050 056 058	0.206 0.049 0.341	PB8	182	5.2	0.7	1.5	4.425	805.35	51.83		41741	41741
4	Kuber Singh	BC	283	0.413	Check Dem - 4		5.5 M Crest						459000		459000
5	Ram All	Bc	270	0.069	Check Dem - 5		4.5 M Crest						436000		436000

1	Dulia Shiv Mangal Ram Kripal Kuber Prasad Jageshwar Sajji	SC BC BC BC BC SC	078 261 523 150 112 135	0.494 1.052 2.950 2.211 0.243 0.020	Recharge Unit					6 No			60000		60000
	Total					**967**					**10060.4**		**1408000**	**534107**	**1942107**

G.P/Gram Sabha/Villa-Etaura

S.N.	Name of the beneficiary	Caste SC-ST/Others	Khasara No	Area (ha)	Activity Proposed	Length (M)	Breadth (M)	Top width (M)	Height (M)	Cross Section (m2)	E.W. (Cum)	Rate per (Cum)	Safe structure no & cost	EW Cost (Rs.)	Total Cost (Rs)
1	**2**	**2(a)**	**3**	**4**	**5**	**6**	**7**	**8**	**9**	**10**	**11**	**12**	**13**	**14**	**15**
1	Ram Ratify	SC	696	0.218	CD-1	40	10	2	2	12	480	53.2	190000	25536	215536
2	Dharma Pal	Other	680	1.716	CD-2	70	10	2	2	12	840	53.2		44688	44688
3	Bhagwandeen	BC	691	1.586	CD-3	100	10	2	2	12	1200	53.2	190000	63840	253840
4	Ram Naresh Badri, Gulab	Other SC	688 688	216/0.765 147/0.725	CD-4	80	10	2	2	12	960	53.2	190000	51072	241072
5	Bhagwandeen Ram Naresh	BC Other	657 657	152/0.894 216/0.271	CD-5	90	10	2	2	12	1080	53.2	190000	57456	247456
6	Ram Naresh	Other	658	0.7	CD-6	100	10	2	2	12	1200	53.2		63840	63840
5	Rahmat Ali Roop Narayan Mata Prasad Munni devi	BC	820 710 132 665	0.304 1.080 1.203 2.335	Recharge Unit					04 No			40000	0	40000
6	Ram Naresh	Other	700		PB-1	105	5.2	0.7	1.5	4.425	464.625	51.83		24082	24082
7	Munni Devi Ram Saware	SC	665 666	2.335 0.821	PB-2	150	5.2	0.7	1.5	4.425	663.75	51.83		34402	34402
8	Arjun Prasad Chandrapal Anusuiya Prasad	Other	800 796 794	0.308 1.181	PB-3	195	5.2	0.7	1.5	4.425	862.875	51.83		44723	44723
	Total					**930**					**7751.25**		**800000**	**409639**	**1209639**

S.N.	Name of the beneficiary	Caste SC-ST/Others	Khasara No	Area (ha)	Activity Proposed	Length (M)	Breadth (M)	Top width (M)	Height (M)	Cross Section (m2)	E.W. (Cum)	Ratepe r (Cum)	Safe structure no & cost	Total Cost (Rs.)	Total Cost (Rs)
1	2	2(a)	3	4	5	6	7	8	9	10	11	12	13	14	15
1	Mahesh,Ram Prakash	Gen	121	4.844	SB-1	270	4.25	0.5	1.25	2.97	801.9	69.6	32000	55812	87812
2	Vinod Kumar	Gen	122	0.813	SB-2	270	4.25	0.5	1.25	2.97	801.9	69.6	32000	55812	87812
3	Chunno	BC	123	0.735	SB-3	160	4.25	0.5	1.25	2.97	475.2	69.6		33074	33074
4	Vishveshwar	BC	124	0.636	SB-4	120	4.25	0.5	1.25	2.97	356.4	69.6		24805	24805
5	Ram Sumren	Gen	212	1.352	SB-5	220	4.25	0.5	1.25	2.97	653.4	69.6	32000	45475	77475
6	Shiv Kanya, Har Prasad	Gen	222,221	0.959,0.502	SB-6	235	4.25	0.5	1.25	2.97	697.95	69.6	32000	48577	80577
7	Jageshwar, Sakrupa	BC,BC	224,225,226	0.482,0.485,0.494	SB-7	200	4.25	0.5	1.25	2.97	594	69.6	32000	41342	73342
8	Vijayb kishor	Gen	220	0.291	SB-8	240	4.25	0.5	1.25	2.97	712.8	69.6	32000	49610	81610
9	Ram Narayan, Bhairo Prasad	Gen, Gen	230,231	0.214,0.214	SB-9	175	4.25	0.5	1.25	2.97	519.75	69.6	32000	36175	68175
10	Kamta Prasad	Gen	232	0.559	SB-10	175	4.25	0.5	1.25	2.97	519.75	69.6	32000	36175	68175
11	Mata Prasad	Gen	131,132	1.203	SB-11	115	4.25	0.5	1.25	2.97	341.55	69.6	32000	23772	55772
12	Bhaiya lal	SC	129	1.914	SB-12	125	4.25	0.5	1.25	2.97	371.25	69.6		25839	25839
13	Bhairo, Prahlad	Sc, Gen	126,128	0.688,0.971	SB-13	175	4.25	0.5	1.25	2.97	519.75	69.6	32000	36175	68175
14	Mahesh Prasad, Ram Asre	Gen, Gen	121	4.844	SB-14	145	4.25	0.5	1.25	2.97	430.65	69.6		29973	29973
15	Raj Kumar, Badri Nath	Gen, Gen	234,235	1.007,1.283	SB-15	240	4.25	0.5	1.25	2.97	712.8	69.6	32000	49611	81611
16	Pairuba, Lallu Prasad	BC, BC	237,238	0.934,0.664	SB-16	240	4.25	0.5	1.25	2.97	712.8	69.6	32000	49611	81611
17	Rewa Prasad	Gen	240	0.995	SB-17	165	4.25	0.5	1.25	2.97	490.05	69.6	32000	34107	66107
18	Ram Asre	Sc	242	2.772	SB-18	240	4.25	0.5	1.25	2.97	712.8	69.6	32000	49611	81611
19	Hanuman Prasad	Gen	243	2.359	SB-19	140	4.25	0.5	1.25	2.97	415.8	69.6		28884	28884

20	Ram Kishor, Baijnath	Gen	247,256	0.866,0.947	SB-20	225	4.25	0.5	1.25	2.97	668.25	69.6	32000	46510	78510
21	Ram Milan	Gen	248	2.153	SB-21	160	4.25	0.5	1.25	2.97	475.2	69.6	32000	33074	65074
22	Ram Kishor, Shyam Lal	Gen, Gen	255,258	0.983,0.514	SB-22	360	4.25	0.5	1.25	2.97	1069.2	69.6	32000	77416	109416
23	Punna	BC	254	0.51	SB-23	150	4.25	0.5	1.25	2.97	445.5	69.6		31007	31007
24	Natthu, Shiv Prasad	BC, BC	250,253	0.858,0.056	SB-24	280	4.25	0.5	1.25	2.97	831.6	69.6	32000	57879	89879
25	Krishna Bai	Gen	277	3.258	SB-25	230	4.25	0.5	1.25	2.97	683.1	69.6	32000	47544	79544
26	Ali Hasan	BC	276	0.761	SB-26	175	4.25	0.5	1.25	2.97	519.75	69.6	32000	36175	68175
27	Budhha	BC	275	0.587	SB-27	160	4.25	0.5	1.25	2.97	475.2	69.6		83074	83074
28	Dharam Pal, Sahjad	BC	270,274	1.324,0.154	SB-28	165	4.25	0.5	1.25	2.97	490.05	69.6		34107	34107
29	Saurabh Chandra, Ram Naresh	Gen, Gen	272,273	0.388,1.165	SB-29	290	4.25	0.5	1.25	2.97	861.3	69.6	32000	59946	91946
30	Govind Prasad	Gen	284	4.602	SB-30	210	4.25	0.5	1.25	2.97	623.7	69.6	32000	43367	75367
31	Munwar Ali, Altab Ali, Indrajeet	BC,BC,BC	280,281,282	0.581,0.591,0.259	SB-31	260	4.25	0.5	1.25	2.97	772.2	69.6	32000	53745	85745
32	Anusuiya Prasad	Gen	279	2.999	SB-32	310	4.25	0.5	1.25	2.97	920.7	69.6	32000	64081	96081
33	Harnanadan	Gen	295,296	0.749,0.781	SB-33	180	4.25	0.5	1.25	2.97	534.6	69.6	32000	37208	69208
34	Shravan Kumar	Gen	294	0.684	SB-34	175	4.25	0.5	1.25	2.97	519.75	69.6		36175	36175
35	Sam Lakhan, Buddha, Ghan Shyam	Gen	290,291,292	1.027,0.324,0.825	SB-35	250	4.25	0.5	1.25	2.97	742.5	69.6	32000	51678	83678
36	Shankar Lal	Other	305	2.193	SB-36	245	4.25	0.5	1.25	2.97	727.65	69.6	32000	50644	82644
37	Girja Prasad	Other	306	3.635	SB-37	160	4.25	0.5	1.25	2.97	475.2	69.6		33074	33074
38	Rampal	Other	803	0.413	SB-38	160	4.25	0.5	1.25	2.97	475.2	69.6		33074	33074
39	Parmeshwar, Taghla	SC, BC	640,641	1.664,0.235	SB-39	220	4.25	0.5	1.25	2.97	653.4	69.6		45477	45477
40	Kamlesh	Gen	655	0.847	SB-40	200	4.25	0.5	1.25	2.97	594	69.6		41342	41342
41	Ram Naresh	Gen	704	1.311	SB-41	250	4.25	0.5	1.25	2.97	742.5	69.6		51678	51678

42	Ram Siya, Bhupat Prasad	Gen	692	1.672	SB-42	90	4.25	0.5	1.25	2.97	267.3	69.6		18604	18604
43	Udhyo Prasad	Gen	692	0.628	SB-43	175	4.25	0.5	1.25	2.97	519.75	69.6		36175	36175
44	Bhagwandeen	BC	691	1.586	SB-44	215	4.25	0.5	1.25	2.97	638.55	69.6		44443	44443
45	Govind Prasad	Gen	686	3.542	SB-45	350	4.25	0.5	1.25	2.97	1039.5	69.6	32000	72349	104349
46	Ram Asre, Jagannath	Gen, Gen	683,684,685	0.607,0.421,0.405	SB-46	215	4.25	0.5	1.25	2.97	638.55	69.6		44443	44443
47	Dharam Pal, Sahjad	Gen	680	1.716	SB-47	280	4.25	0.5	1.25	2.97	831.6	69.6	32000	57879	89879
48	Chandra Shekhar	Gen	678	0.757	SB-48	110	4.25	0.5	1.25	2.97	326.7	69.6		22738	22738
49	Paliva	BC	677	1.189	SB-49	115	4.25	0.5	1.25	2.97	341.55	69.6		23772	23772
50	Mahesh Chandra, Rup Narayan	Gen	672, 673, 674, 675	0.267,0.295,0.470,1.189	SB-50	350	4.25	0.5	1.25	2.97	1039.5	69.6	32000	72349.2	104349.2
51	Munni Devi, Mahesh Prasad	Gen	665, 666, 667,	2.335,0.821,0.882	SB-51	300	4.25	0.5	1.25	2.97	891	69.6		62014	62014
	Total					**10665**					**31674.9**		**960000**	**2257481**	**3217481**

1	Pratap Narayan	Gen	823	0.148	FB-1	140	2.75	0.5	0.75	1.22	170.8	69.6	0	11887.7	11887.68
2	Chunna	BC	825	0.325	FB-2	160	2.75	0.5	0.75	1.22	195.2	69.6	0	13585.9	13585.92
3	Saiyad, Mahipat	BC,BC	826,828,831	0.223,0.120,0.073	FB-3	190	2.75	0.5	0.75	1.22	231.8	69.6	0	16133.3	16133.28
4	Saiyad Ali	BC	829	0.174	FB-4	150	2.75	0.5	0.75	1.22	183	69.6	0	12736.8	12736.8
5	Rahmat Ali	BC	820	0.304	FB-5	175	2.75	0.5	0.75	1.22	213.5	69.6	0	14859.6	14859.6
6	Mahipat	BC	819	0.081	FB-6	100	2.3	0.5	0.6	0.84	84	69.6	0	5846.4	5846.4
7	Abid Ali	BC	813	0.178	FB-7	125	2.3	0.5	0.6	0.84	105	69.6	0	7308	7308
8	Pratap Narayan	Gen	818	0.125	FB-8	140	2.3	0.5	0.6	0.84	117.6	69.6	0	8184.96	8184.96
9	Rahman Khan	BC	817	0.267	FB-9	140	2.75	0.5	0.75	1.22	170.8	69.6	0	11887.7	11887.68
10	Shakuntala	BC	797	0.66	FB-10	240	2.75	0.5	0.75	1.22	292.8	69.6	0	20378.9	20378.88
11	Sushila Devi	Gen	798	0.198	FB-11	120	2.75	0.5	0.75	1.22	146.4	69.6	0	10189.4	10189.44
12	Kuber Prasad	Gen	799	0.13	FB-12	80	2.75	0.5	0.75	1.22	97.6	69.6	0	6792.96	6792.96
13	Ram Bahori	SC	676	0.364	FB-13	210	2.75	0.5	0.75	1.22	256.2	69.6	0	17831.5	17831.52

14	Bhookha	BC	259	0.178	FB-14	120	2.3	0.5	0.6	0.84	100.8	69.6	0	7015.68	7015.68
15	Mata Prasad	Gen	260	0.214	FB-15	120	2.3	0.5	0.6	0.84	100.8	69.6	0	7015.68	7015.68
16	Pargiya	Gen	261	0.166	FB-16	120	2.3	0.5	0.6	0.84	100.8	69.6	0	7015.68	7015.68
17	Krishna Bai	Gen	262	0.17	FB-17	190	2.3	0.5	0.6	0.84	159.6	69.6	0	11108.2	11108.16
	TOTAL					**2520**					**2726.7**			**189778**	**189778.3**

S.N.	Name of the beneficiary	Caste SC-ST/Others	Khasara No	Area (ha)	Activity Proposed	Length (M)	Breadth (M)	Top width (M)	Height (M)	Cross Section (m2)	E.W. (Cum)	Rate per (Cum)	Safe structure no & cost	EW Total Cost (Rs.)
1	2	2(a)	3	4	5	6	7	8	9	10	11	12	13	14
1	Udho, Sundarlal, Ram Raj etc	BC	104, 105, 106, 107, 108,	0.494,0.340,0.340,0.729	SB-1	250	4.25	0.5	1.25	2.97	742.5	69.6	32000	51678
2	Keshav	BC	100	0.987	SB-2	120	4.25	0.5	1.25	2.97	356.4	69.6		24805
3	Shiv Kumar	BC	99	0.571	SB-3	100	4.25	0.5	1.25	2.97	297	69.6		20671
4	Keshav Prasad	BC	96	0.486	SB-4	100	4.25	0.5	1.25	2.97	297	69.6		20671
5	Shiv Kumar, satya Narayan	BC	97	0.324,0.821	SB-5	140	4.25	0.5	1.25	2.97	415.8	69.6		28940
6	Rampal	BC	92	1.627	SB-6	150	4.25	0.5	1.25	2.97	445.5	69.6	32000	31007
7	Pancha	Gen	91	1.607	SB-7	150	4.25	0.5	1.25	2.97	445.5	69.6		31007
8	Shiv Mangal	BC	88	0.654	SB-8	150	4.25	0.5	1.25	2.97	445.5	69.6	32000	31007
9	Duliva	BC	87	0.947	SB-9	110	4.25	0.5	1.25	2.97	326.7	69.6		22738
10	Sundar	SC	83	0.51	SB-10	130	4.25	0.5	1.25	2.97	386.1	69.6		26873
11	Radhey Shyam	BC	82	0.514	SB-11	90	4.25	0.5	1.25	2.97	267.3	69.6		18604
12	Sajji, Dharm Raj	SC	80	0.834,0.348	SB-12	120	4.25	0.5	1.25	2.97	356.4	69.6		24805
13	Duliva, Sundar, Ram Khilawan	SC	79/1, 79/2	0.494,0.894,1.396	SB-13	160	4.25	0.5	1.25	2.97	475.2	69.6	32000	33074
14	Ram Kesh, Ram Das, Hari	SC	78,69,68	0.201,0.454,0.441	SB-14	170	4.25	0.5	1.25	2.97	504.9	69.6	32000	35141
15	Raj Bahadur	BC	64	1.91	SB-15	130	4.25	0.5	1.25	2.97	386.1	69.6		26873
16	Manuwa, Shushil Kumar, Ram Deiya	BC	115, 119, 120, 121, 122	1.259,0.154,0.158,0.154,0.446	SB-16	165	4.25	0.5	1.25	2.97	490.05	69.6	32000	34107
17	Dabiba, Munnalal	SC, BC	116,117	1.007,1.149	SB-17	175	4.25	0.5	1.25	2.97	519.75	69.6	32000	36175
18	Suresh, Raj Bahadur	BC	124,125	1.080,2.185	SB-18	150	4.25	0.5	1.25	2.97	445.5	69.6		31007
19	Bhaiyadeen, Sharda, Pancha	BC, Gen, BC	127,126	0.870,0.190	SB-19	190	4.25	0.5	1.25	2.97	564.3	69.6	32000	39275
20	Gudwa	BC	118	0.799	SB-20	130	4.25	0.5	1.25	2.97	386.1	69.6		26873
21	Raj Kishor	Gen	131	0.821	SB-21	85	4.25	0.5	1.25	2.97	252.45	69.6		17571
22	Satya Narayan, Ram Asre	BC	134,142	0.659,0.615	SB-22	170	4.25	0.5	1.25	2.97	504.9	69.6	32000	35141
23	Ram Asre, Natthu Ram	BC	168,169	2.432,0.628	SB-23	160	4.25	0.5	1.25	2.97	475.2	69.6		33074
24	Gangadeen, Chhedilal, Dharam	BC	172,171,174	1.629,1.019,1.323	SB-24	165	4.25	0.5	1.25	2.97	490.05	69.6	32000	34107
25	Ram Singh	BC	167	1.312	SB-25	120	4.25	0.5	1.25	2.97	356.4	69.6		24805
26	Raddhi	BC	160	0.926	SB-26	150	4.25	0.5	1.25	2.97	445.5	69.6		31007

27	Prahlad	BC	162	1.231	SB-27	175	4.25	0.5	1.25	2.97	519.75	69.6	32000	36175
28	Ram Krapal	BC	274	3.707	SB-28	190	4.25	0.5	1.25	2.97	564.3	69.6	32000	39275
29	Indrapal, Jhagrania	BC	273,272	0.990,0.045	SB-29	170	4.25	0.5	1.25	2.97	504.9	69.6		35141
30	Jhagrania, Bhonda	BC	270,271,280	0.721,1.012,1.500	SB-30	180	4.25	0.5	1.25	2.97	534.6	69.6	32000	37208
31	Beni Prasad	BC	275	0.652	SB-31	115	4.25	0.5	1.25	2.97	341.55	69.6		23772
32	Bhagwandeen, Vidhya, Vasudev	BC	276, 277, 278, 279, 295	0.077,0.077,0.077,1.036,0.705	SB-32	170	4.25	0.5	1.25	2.97	504.9	69.6	32000	35141
33	Gangadeen, Chhedilal, Dharam	BC	396	1.364	SB-33	120	4.25	0.5	1.25	2.97	356.4	69.6		24805
34	Chhedilal	BC	400	2.116	SB-34	190	4.25	0.5	1.25	2.97	564.3	69.6		39275
35	Ram Raj	Gen	403/1	0.696	SB-35	165	4.25	0.5	1.25	2.97	490.05	69.6	32000	34107
36	Jageshwar	BC	405	3	SB-36	175	4.25	0.5	1.25	2.97	519.75	69.6		36175
37	Suresh Chandra	BC	406	0.761	SB-37	170	4.25	0.5	1.25	2.97	504.9	69.6	32000	35141
38	Kuber Prasad	BC	407	1.554	SB-38	150	4.25	0.5	1.25	2.97	445.5	69.6		31007
39	Shiv Prasad	BC	409	0.255	SB-39	170	4.25	0.5	1.25	2.97	504.9	69.6	32000	35141
40	Vindadeen	Gen	408	0.765	SB-40	120	4.25	0.5	1.25	2.97	356.4	69.6		24805
41	Rajkaran	Gen	489	0.749	SB-41	165	4.25	0.5	1.25	2.97	490.05	69.6		34107
42	Shiv Prasad, satya Narayan	Gen	493,494	1.117,1.129	SB-42	180	4.25	0.5	1.25	2.97	534.6	69.6	32000	37208
43	Ram Krapal	Gen	523	2.95	SB-43	150	4.25	0.5	1.25	2.97	445.5	69.6		31007
44	Ram Krapal	Gen	523	2.95	SB-44	160	4.25	0.5	1.25	2.97	475.2	69.6		33074
45	Kalicharan, Baheri	Gen	528,529	0.558,0.761	SB-45	170	4.25	0.5	1.25	2.97	504.9	69.6	32000	35141
46	Satya Narayan, Rajdhar	Gen	533,534,535	0.316,0.312,1.117	SB-46	120	4.25	0.5	1.25	2.97	356.4	69.6		24805
47	Matabadan	Gen	189	1.129	SB-47	80	4.25	0.5	1.25	2.97	237.6	69.6		16537
48	Shiv Ratan	Gen	190	0.829	SB-48	130	4.25	0.5	1.25	2.97	386.1	69.6		26873
49	Kaushal Kishor	Gen	256	2.449	SB-49	165	4.25	0.5	1.25	2.97	490.05	69.6	32000	34107
50	Ram Khilawan, Ram Asre	Gen	201,183	1.740,0.825	SB-50	190	4.25	0.5	1.25	2.97	564.3	69.6	32000	39275
51	Satya Narayan	Gen	182	0.927	SB-51	170	4.25	0.5	1.25	2.97	504.9	69.6		35141
52	Ram Asre, Ram Singh	Gen, Gen	207,732	0.239,0.324	SB-52	180	4.25	0.5	1.25	2.97	534.6	69.6		37208
53	Ram Siya, Ram Asre	Gen, Gen	205,207	0.291,0.239	SB-53	150	4.25	0.5	1.25	2.97	445.5	69.6		31007
54	Ram Khilawan, Ram Asre	Gen	199	0.639	SB-54	110	4.25	0.5	1.25	2.97	326.7	69.6		22738
55	Ram Bahadur	Gen	196	1.349	SB-55	170	4.25	0.5	1.25	2.97	504.9	69.6	32000	35141
56	Ram Raj, Pooran	BC, BC	215,219	0.458,0.886	SB-56	160	4.25	0.5	1.25	2.97	475.2	69.6	32000	33074
57	Jageshwar	Gen	223	0.275	SB-57	100	4.25	0.5	1.25	2.97	297	69.6		20671
58	Devi Dayal, Ram Lal	Gen	237,238	0.619,0.226	SB-58	150	4.25	0.5	1.25	2.97	445.5	69.6	32000	31007
59	Jageshwar	Gen	236	0.352	SB-59	120	4.25	0.5	1.25	2.97	356.4	69.6		24805
60	Sharda Prasad	Gen	255	1.514	SB-60	180	4.25	0.5	1.25	2.97	534.6	69.6	32000	37208
61	Jageshwar	Gen	247	0.401	SB-61	80	4.25	0.5	1.25	2.97	237.6	69.6		16537
62	Bhagwat Prasad	Gen	575	0.587	SB-62	110	4.25	0.5	1.25	2.97	326.7	69.6		22738
63	Ramlal	Gen	656	1.141	SB-63	150	4.25	0.5	1.25	2.97	445.5	69.6		31007
64	Bhagwat Prasad, Jagannath	Gen, BC	578,585	0.579,1.457	SB-64	190	4.25	0.5	1.25	2.97	564.3	69.6	32000	39275
65	Hari Shankar	Gen	565	1.211	SB-65	170	4.25	0.5	1.25	2.97	504.9	69.6		35141
66	Bhagwandeen	BC	563	0.47	SB-66	160	4.25	0.5	1.25	2.97	475.2	69.6		33074

67	Raj Bahadur	BC	560	0.785	SB-67	195	4.25	0.5	1.25	2.97	579.15	69.6	32000	43309
68	Gangwa, Ramlal	BC, Gen	557,554	0.890,0.765	SB-68	150	4.25	0.5	1.25	2.97	445.5	69.6		31007
69	Duliva, Sipahilal, Radheyshyam	SC, SC, BC	601,600,599	0.619,0.675,0.356	SB-69	170	4.25	0.5	1.25	2.97	504.9	69.6	32000	35141
70	Tirath Prasad, Jag Mohan	BC,BC	589,598	0.975,0.555	SB-70	170	4.25	0.5	1.25	2.97	504.9	69.6		35141
71	Tirath Prasad	BC	612,623	0.206,0.348	SB-71	200	4.25	0.5	1.25	2.97	594	69.6	32000	41342
72	Tirath Prasad, Tirath Prasad	BC	630,631	0.210,0.016	SB-72	165	4.25	0.5	1.25	2.97	490.05	69.6		34107
73	Bhola	BC	682,683	0.332	SB-73	165	4.25	0.5	1.25	2.97	490.05	69.6	32000	34107
74	Ram Chandra	BC	681	0.332	SB-74	200	4.25	0.5	1.25	2.97	594	69.6	32000	41342
75	Shital Prasad	BC	711	2.116	SB-75	190	4.25	0.5	1.25	2.97	564.3	69.6		39275
76	Santosh Kumar	BC	702	1.315	SB-76	175	4.25	0.5	1.25	2.97	519.75	69.6	32000	36175
77	Jageshwar	BC	711	2.116	SB-77	165	4.25	0.5	1.25	2.97	490.05	69.6		34107
78	Daya Shankar	BC	713	0.753	SB-78	150	4.25	0.5	1.25	2.97	445.5	69.6		31007
79	Suraj Pal	BC	715	0.845	SB-79	165	4.25	0.5	1.25	2.97	490.05	69.6	32000	34107
80	Shital Prasad, Jageshwar, Indra	BC	751,750,749	0.424, 0.352, 0.340	SB-80	180	4.25	0.5	1.25	2.97	534.6	69.6		37208
81	Bhound	BC	752	1.302	SB-81	170	4.25	0.5	1.25	2.97	504.9	69.6	32000	35141
82	Ram Gopal	SC	747	0.51	SB-82	110	4.25	0.5	1.25	2.97	326.7	69.6		22738
83	Ram Raj, Shiv Prasad	BC	742,743	1.121,1.257	SB-83	185	4.25	0.5	1.25	2.97	549.45	69.6	32000	38242
84	Bahori, Jagrania	BC	740,741	1.327,0.798	SB-84	165	4.25	0.5	1.25	2.97	490.05	69.6		34107
85	Madhu Raj	BC	776	0.939	SB-85	160	4.25	0.5	1.25	2.97	475.2	69.6		33074
86	Madhu Raj	BC	795,800,799	1.035, 0.202, 0.646	SB-86	190	4.25	0.5	1.25	2.97	564.3	69.6	32000	39275
87	Madhu Raj	BC	810, 118, 821, 822	0.462, 0.206, 0.754, 0.174	SB-87	170	4.25	0.5	1.25	2.97	504.9	69.6		35141
88	Madhu Raj	BC	817, 824	0.765, 0.227	SB-88	150	4.25	0.5	1.25	2.97	445.5	69.6	32000	31007
89	Shital	BC	870	0.632	SB-89	125	4.25	0.5	1.25	2.97	371.25	69.6		25839
90	Nand Lal	BC	843	0.217	SB-90	180	4.25	0.5	1.25	2.97	534.6	69.6	32000	37208
91	Hariwa	BC	857	0.785	SB-91	180	4.25	0.5	1.25	2.97	534.6	69.6	32000	37208
92	Hari Prasad	BC	856,855	0.004, 1.485	SB-92	150	4.25	0.5	1.25	2.97	445.5	69.6		31007
93	Manuwa	BC	851	2.46	SB-93	150	4.25	0.5	1.25	2.97	445.5	69.6	32000	31007
94	Hariwa	BC	857	0.785	SB-94	150	4.25	0.5	1.25	2.97	653.4	69.6		45477
95	Chotelal, Ram Siya	BC	859, 860	0.113, 0.316	SB-95	180	4.25	0.5	1.25	2.97	534.6	69.6	32000	37208
96	Shital	BC	861	2.003	SB-96	140	4.25	0.5	1.25	2.97	415.8	69.6		28940
97	Matabadal	BC	901	0.354	SB-97	165	4.25	0.5	1.25	2.97	490.05	69.6	32000	34107
98	Chanchal, Shyam Pal, Shiv Awatar	BC	335, 336, 338	0.777, 1.189, 0.721	SB-98	160	4.25	0.5	1.25	2.97	475.2	69.6		33074
99	Akaruwa	BC	339	0.692	SB-99	120	4.25	0.5	1.25	2.97	356.4	69.6		24805
100	Vishveshwar	BC	354	0.457	SB-100	170	4.25	0.5	1.25	2.97	504.9	69.6	32000	35141
101	Anandpal	BC	268	0.186	SB-101	90	4.25	0.5	1.25	2.97	267.3	69.6		18604
102	Suresh, Badri, Ramanuj	BC	289, 250, 249	0.20, 1.736, 0.089	SB-102	160	4.25	0.5	1.25	2.97	475.2	69.6	32000	33074
103	Ramlal	BC	83	1.275	SB-103	150	4.25	0.5	1.25	2.97	445.5	69.6	32000	31007
104	Amritlal	BC	112	2.424	SB-104	150	4.25	0.5	1.25	2.97	445.5	69.6		31007
105	Amritlal	BC	112	2.424	SB-105	180	4.25	0.5	1.25	2.97	534.6	69.6	32000	37208

106	Bhupat, Durvvijay, Harihar	Gen	127,128,129	0.150, 0.628, 0.983	SB-106	155	4.25	0.5	1.25	2.97	460.35	69.6		32040
107	Pratap Narayan, Chandra Shekhar	Gen	137, 138	0.214, 0.384	SB-107	140	4.25	0.5	1.25	2.97	415.8	69.6		28940
108	Shanti Devi, Mediya, Mahesh Prasad	Gen	134, 135	0.150, 0.248	SB-108	160	4.25	0.5	1.25	2.97	475.2	69.6	32000	33074
109	Pratap , Chandra Shekhar, Bhupat	Gen	137, 138, 138 / 420	0.214, 0.384, 0.235	SB-109	150	4.25	0.5	1.25	2.97	445.5	69.6		31007
110	Krishna Bai	Gen	142	0.591	SB-110	95	4.25	0.5	1.25	2.97	282.15	69.6		19638
111	Mahesh Prasad, Kuber Prasad	Gen	171, 172	1.578, 1.206	SB-111	140	4.25	0.5	1.25	2.97	415.8	69.6		28940
112	Mahesh Prasad, Kuber Prasad	Gen	171, 172	1.578, 1.206	SB-112	130	4.25	0.5	1.25	2.97	386.1	69.6		26873
113	Satyawati Devi	Gen	167	0.623	SB-113	125	4.25	0.5	1.25	2.97	371.25	69.6		25839
114	Dharam Pal, Savitri, Shanti, Rampal	Gen	146, 147, 148, 150, 174	0.328, 0.195, 0.460, 1.846, 0.898	SB-114	180	4.25	0.5	1.25	2.97	534.6	69.6	32000	37208
	Total					**17465**					**52079**		**1536000**	**3627690**

G.P/Gram Sabha/Village-Bhuiharimafi

S.N.	Name of the beneficiary	Caste SC-ST/Others	Khasara No	Area (ha)	Activity Proposed	Length (M)	Breadth (M)	Top width (M)	Height (M)	Cross Section (m2)	E.W. (Cum)	Rateper (Cum)	Safe structure no & cost	EW Total Cost (Rs.)	Total Cost (Rs)
1	2	2(a)	3	4	5	6	7	8	9	10	11	12	13	14	15
1	Madhu Raj, Madhu Raj	BC, BC	790, 792	0.466, 0.267	PB-1	180	5.2	0.7	1.5	4.425	796.5	69.6	0	55436	55436
2	Madhu Raj, Madhu Raj	BC, BC	803, 802	0.304, 0.263	PB-2	180	5.2	0.7	1.5	4.425	796.5	69.6	0	55436	55436
3	Gram Samaj, Madhu Raj	BC	807, 813	0.020, 0.324	PB-3	170	5.2	0.7	1.5	4.425	752.25	69.6	0	52357	52357
4	Raj Kumar, Ram Asre	BC, SC	271, 272	0.02, 0.020	PB-4	100	5.2	0.7	1.5	4.425	442.5	69.6	0	30798	30798
5	Rajendra , Shiv, Jageshwar, Kuber	BC, BC, BC, BC	344, 343, 353, 360	0.324, 0.024, 0.462, 0.579	PB-5	170	5.2	0.7	1.5	4.425	752.25	69.6	0	52357	52357
6	Kuber Singh	BC	348	0.7	PB-6	190	5.2	0.7	1.5	4.425	840.75	69.6	0	58516	58516
7	Janki Sharan, Bhaiya Lal	BC, BC	370, 366	0.186, 0.995	PB-7	170	5.2	0.7	1.5	4.425	752.25	69.6	0	52357	52357
8	Bhupat Prasad	BC	93	0.04	PB-9	155	5.2	0.7	1.5	4.425	685.875	69.6	0	47737	47737

9	Mahesh Prasad	BC	133	0.468	PB-10	155	5.2	0.7	1.5	4.425	685.875	69.6	0	47737	47737
10	Ram Pal, Mahesh Prasad	BC, BC	170, 163	0.328, 0.729	PB-11	160	5.2	0.7	1.5	4.425	708	69.6	0	49277	49277
11	Santosh, Santosh, Santosh	BC	690, 692, 689	0.158, 0.328, 0.426	PB-12	200	5.2	0.7	1.5	4.425	885	69.6	0	61596	61596
12	Biharilal, Santosh	BC	686, 688	0.279, 0.320	PB-13	180	5.2	0.7	1.5	4.425	796.5	69.6	0	55436.4	55436.4
13	Tirath Prasad, Tirath Prasad	BC	618, 619	0.320, 0.210	PB-14	150	5.2	0.7	1.5	4.425	663.75	69.6	0	46197	46197
14	Gauri Prasad, Shital Prasad	BC	908, 910	0.559, 1.007	PB-15	200	5.2	0.7	1.5	4.425	885	69.6	0	61596	61596
			Total			**2360**					**10443**			**726833**	**726833.4**
1	Ram Singh	BC	165	0.223	FB-1	225	2.3	0.5	0.6	0.84	189	69.6	0	13154	13154
2	Mudwa	BC	263	0.438	FB-2	150	2.3	0.5	0.6	0.84	126	69.6	0	8770	8770
3	Shiv Ratan	BC	265	0.409	FB-3	150	2.3	0.5	0.6	0.84	126	69.6	0	8770	8770
4	Ram Das	BC	510	0.227	FB-4	125	2.3	0.5	0.6	0.84	105	69.6	0	7308	7308
5	Indra Pal	BC	511	0.225	FB-5	130	2.3	0.5	0.6	0.84	109.2	69.6	0	7600	7600
6	Ram Khilawan	BC	200	0.073	FB-6	55	2.3	0.5	0.6	0.84	46.2	69.6	0	3216	3216
7	Hira Lal	BC	204	0.089	FB-7	100	2.3	0.5	0.6	0.84	84	69.6	0	5846	5846
8	Jageshwar	BC	227	0.295	FB-8	180	2.3	0.5	0.6	0.84	151.2	69.6	0	10524	10524
9	Jageshwar	BC	229	0.117	FB-9	70	2.3	0.5	0.6	0.84	58.8	69.6	0	4092	4092
10	Jageshwar	BC	230	0.032	FB-10	40	2.3	0.5	0.6	0.84	33.6	69.6	0	2339	2339
11	Jageshwar	BC	231	0.077	FB-11	100	2.3	0.5	0.6	0.84	84	69.6	0	5846	5846
12	Jageshwar	BC	232	0.097	FB-12	75	2.3	0.5	0.6	0.84	63	69.6	0	4385	4385
13	Jageshwar	BC	235	134	FB-13	120	2.3	0.5	0.6	0.84	100.8	69.6	0	7016	7016
14	Chandra Kali	BC	576	0.174	FB-14	150	2.3	0.5	0.6	0.84	126	69.6	0	8770	8770
15	Ram Chandra	BC	681	0.332	FB-15	150	2.3	0.5	0.6	0.84	126	69.6	0	8770	8770
16	Bhola	BC	682	0.332	FB-16	150	2.3	0.5	0.6	0.84	126	69.6	0	8770	8770
17	Shri Ram	BC	603	0.146	FB-17	125	2.3	0.5	0.6	0.84	105	69.6	0	7308	7308
18	Tirath Prasad	BC	609	0.275	FB-18	175	2.3	0.5	0.6	0.84	147	69.6	0	10231	10231
19	Tirath Prasad	BC	626	0.194	FB-19	110	2.3	0.5	0.6	0.84	92.4	69.6	0	6431	6431
20	Tirath Prasad	BC	627	0.19	FB-20	170	2.3	0.5	0.6	0.84	142.8	69.6	0	9939	9939
21	Bhaiyalal	BC	628	0.045	FB-21	80	2.3	0.5	0.6	0.84	67.2	69.6	0	4677	4677

22	Tirath Prasad	BC	635	0.198	FB-22	140	2.3	0.5	0.6	0.84	117.6	69.6	0	8185	8185
23	Ramesh Kumar	BC	643	0.15	FB-23	140	2.3	0.5	0.6	0.84	117.6	69.6	0	8185	8185
24	Rajesh	BC	645	0.308	FB-24	200	2.3	0.5	0.6	0.84	168	69.6	0	11693	11693
25		BC	668		FB-25	130	2.3	0.5	0.6	0.84	109.2	69.6	0	7600	7600
26	Hira Lal	BC	709	0.344	FB-26	160	2.3	0.5	0.6	0.84	134.4	69.6	0	9354	9354
27	Lakhna	BC	707	0.291	FB-27	185	2.3	0.5	0.6	0.84	155.4	69.6	0	10816	10816
28	Bhaiyalal	BC	706	0.251	FB-28	155	2.3	0.5	0.6	0.84	130.2	69.6	0	9062	9062
29	Ram Raj	BC	705	0.332	FB-29	120	2.3	0.5	0.6	0.84	100.8	69.6	0	7016	7016
30	Daya Shankar	BC	937	0.425	FB-30	250	2.75	0.5	0.75	1.22	305	69.6	0	21228	21228
31	Ram Raj	BC	939	0.951	FB-31	250	2.75	0.5	0.75	1.22	305	69.6	0	21228	21228
32	Ram Raj	BC	923	0.065	FB-32	50	2.75	0.5	0.75	1.22	61	69.6	0	42246	42246
33	Ram Siya	BC	928	0.19	FB-33	60	2.75	0.5	0.75	1.22	73.2	69.6	0	5095	5095
34	Ram Siya	BC	924	0.105	FB-34	80	2.3	0.5	0.6	0.84	67.2	69.6	0	4677	4677
35	Ram Siya	BC	925	0.101	FB-35	90	2.3	0.5	0.6	0.84	75.6	69.6	0	5262	5262
36	Ram Siya	BC	927	0.288	FB-36	150	2.3	0.5	0.6	0.84	126	69.6	0	8770	8770
37	Pooran	BC	936	0.117	FB-37	75	2.3	0.5	0.6	0.84	63	69.6	0	4385	4385
38		BC	928		FB-38	120	2.3	0.5	0.6	0.84	100.8	69.6	0	7016	7016
39	Sadho Ram, Gayadeen	BC	882	0.898	FB-39	130	2.3	0.5	0.6	0.84	109.2	69.6	0	7600	7600
40	Ram Asre	BC	864	0.715	FB-40	250	2.75	0.5	0.75	1.22	210	69.6	0	14616	14616
41	Ram Khilawan	SC	844	0.7	FB-41	250	2.75	0.5	0.75	1.22	210	69.6	0	14616	14616
42	Chotelal	SC	849	0.263	FB-42	150	2.3	0.5	0.6	0.84	126	69.6	0	8770	8770
43	Kamta	SC	845	0.13	FB-43	200	2.3	0.5	0.6	0.84	168	69.6	0	11693	11693
44	Kamta	SC	847	0.53	FB-44	260	2.75	0.5	0.75	1.22	218	69.6	0	15201	15201
45	Naval Kishor	BC	748	0.356	FB-45	200	2.75	0.5	0.75	1.22	168	69.6	0	11693	11693
46	Gayadeen	BC	753	0.158	FB-46	150	2.3	0.5	0.6	0.84	126	69.6	0	8770	8770
47	Nandlal	BC	842	0.085	FB-47	80	2.6	0.5	0.6	0.84	67.2	69.6	0	4677	4677
48	Nandlal	BC	841	0.142	FB-48	160	2.6	0.5	0.6	0.84	134.4	69.6	0	9354	9354
49	Nandlal	BC	840	1.935	FB-49	200	2.63	0.5	0.6	0.84	168	69.6	0	11693	11693
50	Madhu raj	BC	839	0.2	FB-50	150	2.63	0.5	0.6	0.84	126	69.6	0	8770	8770
51	Madhu raj	BC	836	0.158	FB-51	150	2.3	0.5	0.6	0.84	126	69.6	0	8770	8770
52	Madhu raj	BC	770	0.356	FB-52	260	2.3	0.5	0.6	0.84	218.4	69.6	0	15201	15201
53	Janki Sharan	BC	366	0.995	FB-53	290	2.75	0.5	0.75	1.22	353.8	69.6	0	24624	24624
54	Jagat Pal	BC	365	0.364	FB-54	150	2.3	0.5	0.6	0.84	126	69.6	0	8770	8770
55	Neel Simgh	BC	363	0.242	FB-55	240	2.75	0.5	0.75	1.22	292.8	69.6	0	20379	20379
56	Chaman Lal	BC	362	0.737	FB-56	260	2.75	0.5	0.75	1.22	317.2	69.6	0	22077	22077
57	Matabadal	BC	251	1.081	FB-57	250	2.75	0.5	0.75	1.22	305	69.6	0	21228	21228

58	Matabadal	BC	251	1.081	FB-58	260	2.75	0.5	0.75	1.22	317	69.6	0	22063	22063
59	Vishveshwar	BC	247	1.816	FB-59	400	2.75	0.5	0.75	1.22	488	69.6	0	33965	33965
60	Ram Sukh	BC	279	0.445	FB-60	200	2.75	0.5	0.75	1.22	244	69.6	0	16982	16982
61	Ram Pal	BC	174	0.898	FB-61	150	2.75	0.5	0.75	1.22	183	69.6	0	12737	12737
62	Ram Sukh	BC	99	0.291	FB-62	150	2.3	0.5	0.6	0.84	126	69.6	0	8770	8770
63	Hira Lal	BC	95	0.32	FB-63	125	2.3	0.5	0.6	0.84	105	69.6	0	7308	7308
64	Savitri	BC	64	0.081	FB-64	75	2.3	0.5	0.6	0.84	63	69.6	0	4385	4385
65	Shivpal	BC	63	0.158	FB-65	190	2.3	0.5	0.6	0.84	159.6	69.6	0	11108	11108
66	Dusva	BC	62	0.194	FB-66	150	2.3	0.5	0.6	0.84	126	69.6	0	8770	8770
67	Savitri Devi	BC	61	0.324	FB-67	140	2.3	0.5	0.6	0.84	117.6	69.6	0	8185	8185
68	Satya Narayan	BC	60	0.146	FB-68	130	2.3	0.5	0.6	0.84	109.2	69.6	0	7600	7600
	Total					**10735**					**10027.6**			**735955**	**735955**

Total Project Cost														
					Length					EW		Pucca	EW Cost	Total Cost
MNREGA					43745					106951		2496000	7537738	10033738
IWMP					1897					17811.6		2208000	943746	3151746
Total					**45642**					**124763**		**4704000**	**8481484**	**13185484**

2. MWS- Ragauli

Sr. No.	Name of the beneficiary	Caste	Khasara No.	Area (ha)	Activity (Proposed)	Length (M)	Breadth (M)	Top width (M)	Height (M)	Cross Section (m2)	E.W. (Cum)	Rate per (Cum)	Safe structure cost (Rs)	E.W. Cost (Rs.)	Total Cost (Rs)
1			44, 45, 66		SB 1	200	3.60	0.60	1.00	2.10	420.00	69.60	32000.00	29232.00	**61232.00**
2	Harnarayan	OBC	49	0.168	SB 2	200	3.60	0.60	1.00	2.10	420.00	69.60	32000.00	29232.00	**61232.00**
3	Harnarayan	OBC	52	0.234	SB 3	150	3.60	0.60	1.00	2.10	315.00	69.60	32000.00	21924.00	**53924.00**
4	Harimohan	OBC	57	0.46	SB 4	120	3.60	0.60	1.00	2.10	252.00	69.60	32000.00	17539.20	**49539.20**
5	Shivbhawana	SC	58	0.21	SB 5	150	3.60	0.60	1.00	2.10	315.00	69.60	32000.00	21924.00	**53924.00**
6	Chedilal	SC	72	0.4	SB 6	50	3.60	0.60	1.00	2.10	105.00	69.60		7308.00	**7308.00**
7	Chanchal Mishra	OBC	82	0.21	SB 7	250	3.60	0.60	1.00	2.10	525.00	69.60	32000.00	36540.00	**68540.00**
8	Ramsagar	OBC	85	0.88	SB 8	125	3.60	0.60	1.00	2.10	262.50	69.60		18270.00	**18270.00**
9	Bal Raj	OBC	122	0.25	SB 9	50	3.60	0.60	1.00	2.10	105.00	69.60		7308.00	**7308.00**
10	Kamlesh	SC	122	0.22	SB 10	50	3.60	0.60	1.00	2.10	105.00	69.60		7308.00	**7308.00**
11	Ramdulare	OBC	192	0.148	SB 11	50	3.60	0.60	1.00	2.10	105.00	69.60		7308.00	**7308.00**

12	Jauhari	SC	102	0.66	SB 12	150	3.60	0.60	1.00	2.10	315.00	69.60		21924.00	**21924.00**
13	Kunta	SC	104	0.311	SB 13	150	3.60	0.60	1.00	2.10	315.00	69.60		21924.00	**21924.00**
14	Shivlal	SC	107	0.51	SB 14	125	3.60	0.60	1.00	2.10	262.50	69.60		18270.00	**18270.00**
15	Nandlal	OBC	113	0.042	SB 15	125	3.60	0.60	1.00	2.10	262.50	69.60		18270.00	**18270.00**
16	Ramraja	OBC	153	0.2	SB 16	120	3.60	0.60	1.00	2.10	252.00	69.60		17539.20	**17539.20**
17	Jagatnarayan	OBC	166	0.23	SB 17	50	3.60	0.60	1.00	2.10	105.00	69.60		7308.00	**7308.00**
18	Ramswamvar	OBC	178	0.668	SB 18	75	3.60	0.60	1.00	2.10	157.50	69.60		10962.00	**10962.00**
19	Sanoiya	SC	158	0.24	SB 19	150	3.60	0.60	1.00	2.10	315.00	69.60		21924.00	**21924.00**
20	Ganeswar	SC	360	1.1	SB 20	100	3.60	0.60	1.00	2.10	210.00	69.60		14616.00	**14616.00**
21	Chunak	OBC	365	0.24	SB 21	25	3.60	0.60	1.00	2.10	52.50	69.60		3654.00	**3654.00**
22	Rajahusain	OBC	362	0.12	SB 22	80	3.60	0.60	1.00	2.10	168.00	69.60		11692.80	**11692.80**
23	Chamanlal	SC	36	0.125	SB 23	120	3.60	0.60	1.00	2.10	252.00	69.60		17539.20	**17539.20**
24	Rajpati	OBC	382	0.018	SB 24	100	3.60	0.60	1.00	2.10	210.00	69.60		14616.00	**14616.00**
25	Santosh	OBC	473	0.2	SB 25	100	3.60	0.60	1.00	2.10	210.00	69.60		14616.00	**14616.00**
26	Omkar	OBC	418	0.15	SB 26	50	3.60	0.60	1.00	2.10	105.00	69.60		7308.00	**7308.00**
27	Omkar	OBC	1373	0.0123	SB 27	50	3.60	0.60	1.00	2.10	105.00	69.60		7308.00	**7308.00**
28	Chunuva	OBC	1368	0.675	SB 28	75	3.60	0.60	1.00	2.10	157.50	69.60		10962.00	**10962.00**
29	Yashoda	OBC	1371	0.97	SB 29	50	3.60	0.60	1.00	2.10	105.00	69.60		7308.00	**7308.00**
30	Gajraj	OBC	1350	0.134	SB 30	30	3.60	0.60	1.00	2.10	63.00	69.60		4384.80	**4384.80**
31	jajuva	OBC	1357	0.134	SB 31	50	3.60	0.60	1.00	2.10	105.00	69.60		7308.00	**7308.00**
32	Moolchandra	OBC	568	0.2	SB 32	50	3.60	0.60	1.00	2.10	105.00	69.60		7308.00	**7308.00**
33	Rambhajan	OBC	570	0.204	SB 33	50	3.60	0.60	1.00	2.10	105.00	69.60		7308.00	**7308.00**
34	Badri	OBC	588	0.205	SB 34	120	3.60	0.60	1.00	2.10	252.00	69.60		17539.20	**17539.20**
35	Badri	OBC	588	0.268	SB 35	70	3.60	0.60	1.00	2.10	147.00	69.60		10231.20	**10231.20**
36	Ramchandra	OBC	594	0.04	SB 36	150	3.60	0.60	1.00	2.10	315.00	69.60		21924.00	**21924.00**
37	Ramsuchit	OBC	582	0.42	SB 37	150	3.60	0.60	1.00	2.10	315.00	69.60		21924.00	**21924.00**
38	Satyanarayan	OBC	580	0.45	SB 38	150	3.60	0.60	1.00	2.10	315.00	69.60		21924.00	**21924.00**
39	Jagatnarayan	OBC	573	0.48	SB 39	150	3.60	0.60	1.00	2.10	315.00	69.60		21924.00	**21924.00**
40	Ramchandra	OBC	537	0.401	SB 40	120	3.60	0.60	1.00	2.10	252.00	69.60	32000.00	17539.20	**49539.20**
41	Bodhilal	OBC	534	0.478	SB 41	150	3.30	0.60	0.90	1.755	263.25	69.60	32000.00	18322.00	**50322.00**
42	shyamlal	OBC	578	0.136	SB 42	125	3.60	0.60	1.00	2.10	262.50	69.60		18270.00	**18270.00**
43	Dharmraj	OBC	531	0.224	SB 43	250	3.60	0.60	1.00	2.10	525.00	69.60	32000.00	36540.00	**68540.00**
44	Dharmraj	OBC	529	0.502	SB 44	100	3.60	0.60	1.00	2.10	210.00	69.60		14616.00	**14616.00**
45	Kamlesh	OBC	516	0.088	SB 45	125	3.60	0.60	1.00	2.10	262.50	69.60		18270.00	**18270.00**
46	Moolchandra	OBC	568	0.161	SB 46	250	3.60	0.60	1.00	2.10	525.00	69.60	32000.00	36540.00	**68540.00**
47	Ramprasad	OBC	567	0.21	SB 47	200	3.60	0.60	1.00	2.10	420.00	69.60		29232.00	**29232.00**

48	Darwari	OBC	563	0.018	SB 48	120	3.60	0.60	1.00	2.10	252.00	69.60		17539.20	**17539.20**
49	Moolchandra	OBC	568	0.215	SB 49	100	3.60	0.60	2.10	2.10	210.00	69.60	32000.00	14616.00	**46616.00**
50	Yogendra	OBC	566	0.93	SB 50	75	3.30	0.60	0.90	1.76	131.63	69.60		9161.10	**9161.10**
51	Gyaprasad	OBC	502	0.164	SB 51	75	3.30	0.60	0.90	1.76	131.63	69.60		9161.10	**9161.10**
52	Parmeswar	OBC	501	0.788	SB 52	50	3.30	0.60	0.90	1.76	87.75	69.60		6107.40	**6107.40**
53	Bhola	OBC	500	0.215	SB 53	50	3.30	0.60	0.90	1.76	87.75	69.60		6107.40	**6107.40**
54	Jamuna	OBC	478	0.21	SB 54	75	3.30	0.60	0.90	1.76	131.63	69.60		9161.10	**9161.10**
55	Chaubi	OBC	487	0.161	SB 55	50	3.30	0.60	0.90	1.76	87.75	69.60		6107.40	**6107.40**
56	Chaubi	OBC	487	0.88	SB 56	30	3.30	0.60	0.90	1.76	52.65	69.60		3664.44	**3664.44**
57	Santosh	OBC	473	0.152	SB 57	30	3.30	0.60	0.90	1.76	52.65	69.60		3664.44	**3664.44**
58	Santosh	OBC	456	0.224	SB 58	25	3.30	0.60	0.90	1.76	43.88	69.60		3053.70	**3053.70**
59	Sampratap	OBC	472	1.136	SB 59	100	3.60	0.60	1.00	2.10	210.00	69.60		14616.00	**14616.00**
60	Premadevi	OBC	467	0.478	SB 60	75	3.60	0.60	1.00	2.10	157.50	69.60		10962.00	**10962.00**
61	Ramraja	OBC	469	0.01	SB 61	50	3.30	0.60	0.90	1.76	87.75	69.60		6107.40	**6107.40**
62	Rajbahadur	OBC	873	0.62	SB 62	100	3.60	0.60	1.00	2.10	210.00	69.60		14616.00	**14616.00**
63	Jageswar	OBC	901	0.65	SB 63	250	3.60	0.60	1.00	2.10	525.00	69.60	32000.00	36540.00	**68540.00**
64	SurajBhan	OBC	1083	0.165	SB 64	300	3.60	0.60	1.00	2.10	630.00	69.60	32000.00	43848.00	**75848.00**
65	Chhotelal	OBC	1094	0.21	SB 65	125	3.60	0.60	1.00	2.10	262.50	69.60		18270.00	**18270.00**
66	Rajendraprasad	OBC	1099	0.566	SB 66	150	3.60	0.60	1.00	2.10	315.00	69.60		21924.00	**21924.00**
67	Harnarayan	OBC	1126	0.698	SB 67	50	3.30	0.60	0.90	1.76	87.75	69.60		6107.40	**6107.40**
68	Siddu	OBC	1152	0.215	SB 68	125	3.60	0.60	1.00	2.10	262.50	69.60		18270.00	**18270.00**
69	Babuli	OBC	1156	0.12	SB 69	100	3.60	0.60	1.00	2.10	210.00	69.60		14616.00	**14616.00**
70	Baleswar	OBC	1163	0.22	SB 70	75	3.30	0.60	0.90	1.76	131.63	69.60		9161.10	**9161.10**
71	Parmeswar	OBC	1137	0.34	SB 71	75	3.30	0.60	0.90	1.76	131.63	69.60		9161.10	**9161.10**
72	Ramsagar	OBC	1108	0.218	SB 72	75	3.30	0.60	0.90	1.76	131.63	69.60		9161.10	**9161.10**
73	Sadhuprasad	OBC	1107	0.52	SB 73	75	3.30	0.60	0.90	1.76	131.63	69.60		9161.10	**9161.10**
74	Jagatnarayan	OBC	1102	0.33	SB 74	75	3.30	0.60	0.90	1.76	131.63	69.60		9161.10	**9161.10**
75	Vidhyadevi	OBC	2360	0.566	SB 75	150	3.60	0.60	1.00	2.10	315.00	69.60	32000.00	21924.00	**53924.00**
76	Harnarayan	OBC	2353	1.039	SB 76	50	3.30	0.60	0.90	1.76	87.75	69.60		6107.40	**6107.40**
77	SurajBhan	OBC	2356	0.018	SB 77	100	3.60	0.60	1.00	2.10	210.00	69.60		14616.00	**14616.00**
78	Chandramali	OBC	2346	0.699	SB 78	75	3.30	0.60	0.90	1.76	131.63	69.60		9161.10	**9161.10**
79	Dyasankar	OBC	2329	0.109	SB 79	75	3.30	0.60	0.90	1.76	131.63	69.60		9161.10	**9161.10**
80	Gulabmali	OBC	2330	0.298	SB 80	75	3.30	0.60	0.90	1.76	131.63	69.60		9161.10	**9161.10**
81	Keshav Prasad	OBC	2310	0.271	SB 81	125	3.60	0.60	1.00	2.10	262.50	69.60		18270.00	**18270.00**
82	Rameshchandra	OBC	2515	0.063	SB 82	100	3.60	0.60	1.00	2.10	210.00	69.60		14616.00	**14616.00**
83	Hanuman	OBC	1330	0.221	SB 83	100	3.30	0.60	0.90	1.76	175.50	69.60		12214.80	**12214.80**

84	Bhanuprasad	OBC	1327	0.22	SB 84	100	3.60	0.60	1.00	2.10	210.00	69.60		14616.00	**14616.00**
85	Rameshwar	OBC	1823	0.487	SB 85	25	3.30	0.60	0.90	1.76	43.88	69.60		3053.70	**3053.70**
86	Ramasare	OBC	1324	0.115	SB 86	75	3.30	0.60	0.90	1.76	131.63	69.60		9161.10	**9161.10**
87	Lalluram	OBC	2620	0.47	SB 87	80	3.30	0.60	0.90	1.76	140.40	69.60		9771.84	**9771.84**
88	Jageswar	OBC	2260	0.265	SB 88	100	3.60	0.60	1.00	2.10	210.00	69.60	32000.00	14616.00	**46616.00**
89	Ramsumer	OBC	2624	0.462	SB 89	75	3.60	0.60	1.00	2.10	157.50	69.60		10962.00	**10962.00**
90	Jagdeesh	OBC	2629	2.64	SB 90	150	3.60	0.60	1.00	2.10	315.00	69.60	32000.00	21924.00	**53924.00**
91	Mohanlal	OBC	2634	0.413	SB 91	75	3.60	0.60	1.00	2.10	157.50	69.60		10962.00	**10962.00**
92	Narayanprasad	OBC	2643	0.423	SB 92	100	3.60	0.60	1.00	2.10	210.00	69.60		14616.00	**14616.00**
93	Kaushal	OBC	2648	0.35	SB 93	125	3.60	0.60	1.00	2.10	262.50	69.60	32000.00	18270.00	**50270.00**
94	Baijnath	OBC	1195	0.21	SB 94	75	3.30	0.60	0.90	1.76	131.63	69.60		9161.10	**9161.10**
95	Satyanarayan	OBC	1214	0.2	SB 95	75	3.30	0.60	0.90	1.76	131.63	69.60		9161.10	**9161.10**
96	Badriprasad	OBC	1340	0.341	SB 96	75	3.30	0.60	0.90	1.76	131.63	69.60		9161.10	**9161.10**
97	Badriprasad	OBC	1338	1.34	SB 97	100	3.60	0.60	1.00	2.10	210.00	69.60		14616.00	**14616.00**
98	Shyampyare	OBC	1281	0.24	SB 98	225	3.60	0.60	1.00	2.10	472.50	69.60	32000.00	32886.00	**64886.00**
99	Santoshia	OBC	1338	1.336	SB 99	75	3.30	0.60	0.90	1.76	131.63	69.60		9161.10	**9161.10**
100	Kamta	OBC	261	0.42	SB 100	50	3.30	0.60	0.90	1.76	87.75	69.60		6107.40	**6107.40**
101	Kamta	OBC	276	0.298	SB 101	25	3.30	0.60	0.90	1.76	43.88	69.60		3053.70	**3053.70**
102	Rajahusain	OBC	363	0.462	SB 102	125	3.60	0.60	1.00	2.10	262.50	69.60	32000.00	18270.00	**50270.00**
103	Ramasare	OBC	277	0.24	SB 103	25	3.30	0.60	0.90	1.76	43.88	69.60		3053.70	**3053.70**
104	Lalamani	OBC	367	0.46	SB 104	235	3.60	0.60	1.00	2.10	493.50	69.60	32000.00	34347.60	**66347.60**
105	Rampal	OBC	312	0.60 / 62	SB 105	50	3.30	0.60	0.90	1.76	87.75	69.60		6107.40	**6107.40**
106	Bhagvandas	OBC	1316	0.373	SB 106	120	3.60	0.60	1.00	2.10	252.00	69.60	32000.00	17539.20	**49539.20**
107	Hanumandas	OBC	1331	0.474	SB 107	85	3.60	0.60	1.00	2.10	178.50	69.60		12423.60	**12423.60**
108	Jagannath	OBC	183	1.22	SB 108	145	3.60	0.60	1.00	2.10	304.50	69.60		21193.20	**21193.20**
109	Bhurelal	OBC	182	0.415	SB 109	140	3.60	0.60	1.00	2.10	294.00	69.60		20462.40	**20462.40**
110	Rajendraprasad	OBC	181	0.248	SB 110	230	3.60	0.60	1.00	2.10	483.00	69.60		33616.80	**33616.80**
111	Badri	OBC	203	1.464	SB 111	150	3.60	0.60	1.00	2.10	315.00	69.60		21924.00	**21924.00**
112	Rambhola	OBC	202	0.22	SB 112	100	3.60	0.60	1.00	2.10	210.00	69.60		14616.00	**14616.00**
113	Ram Lakhan	OBC	220	0.436	SB 113	200	4.25	0.50	1.25	2.97	594.00	69.60	32000.00	41342.40	**73342.40**
114	Angad	OBC	221	0.607	SB 114	300	4.25	0.50	1.25	2.97	891.00	69.60	32000.00	62013.60	**94013.60**
115	Ram Das	OBC	237, 238	0.88	SB 115	350	4.25	0.50	1.25	2.97	1039.50	69.60	32000.00	72349.20	**104349.20**
116	Lal Bihari	OBC	240	1.122	SB 116	300	4.25	0.50	1.25	2.97	891.00	69.60	32000.00	62013.60	**94013.60**
	Total			**46.9743**	**Total**	**12670**					**26886.45**		**800000.00**	**1900528.72**	**2700528.72**

1	Gyaprasad	OBC	137	0.02	FB 1	100	2.75	0.50	0.75	1.22	122.00	69.60	0.00	8491.20	**8491.20**
2	Satyanarayan	OBC	138	0.04	FB 2	75	2.75	0.50	0.75	1.22	91.50	69.60	0.00	6368.40	**6368.40**
3	Pramod	OBC	139	0.068	FB 3	75	2.75	0.50	0.75	1.22	91.50	69.60	0.00	6368.40	**6368.40**
4	Laxmi	OBC	140	0.15	FB 4	100	2.75	0.50	0.75	1.22	122.00	69.60	0.00	8491.20	**8491.20**
5	Gyaprasad	OBC	171	0.18	FB 5	75	2.75	0.50	0.75	1.22	91.50	69.60	0.00	6368.40	**6368.40**
6	Chandrapeet	OBC	170	0.45	FB 6	80	2.75	0.50	0.75	1.22	97.60	69.60	0.00	6792.96	**6792.96**
7	Chandrabhan	OBC	118	0.35	FB 7	100	2.75	0.50	0.75	1.22	122.00	69.60	0.00	8491.20	**8491.20**
8	Ramlakhan	OBC	117	0.23	FB 8	75	2.75	0.50	0.75	1.22	91.50	69.60	0.00	6368.40	**6368.40**
9	Chandrapeet	OBC	115	0.66	FB 9	20	2.75	0.50	0.75	1.22	24.40	69.60	0.00	1698.24	**1698.24**
10	Chandrapeet	OBC	115	0.84	FB 10	150	2.75	0.50	0.75	1.22	183.00	69.60	0.00	12736.80	**12736.80**
11	Jagpatia	OBC	126	0.48	FB 11	150	2.75	0.50	0.75	1.22	183.00	69.60	0.00	12736.80	**12736.80**
12	Rameswar	OBC	110	0.93	FB 12	150	2.75	0.50	0.75	1.22	183.00	69.60	0.00	12736.80	**12736.80**
13	Ramasare	OBC	1292	0.85	FB 13	20	2.75	0.50	0.75	1.22	24.40	69.60	0.00	1698.24	**1698.24**
14	Shivwaran	OBC	1290	0.89	FB 14	20	2.75	0.50	0.75	1.22	24.40	69.60	0.00	1698.24	**1698.24**
15	Malbadal	OBC	1291	0.83	FB 15	125	2.75	0.50	0.75	1.22	152.50	69.60	0.00	10614.00	**10614.00**
16	Vidhyadevi	OBC	1288	0.2	FB 16	25	2.75	0.50	0.75	1.22	30.50	69.60	0.00	2122.80	**2122.80**
17	Matabadal	OBC	1291	0.15	FB 17	150	2.75	0.50	0.75	1.22	183.00	69.60	0.00	12736.80	**12736.80**
18	Matabadal	OBC	1284	0.2	FB 18	50	2.75	0.50	0.75	1.22	61.00	69.60	0.00	4245.60	**4245.60**
19	Dadulal	OBC	1286	0.18	FB 19	100	2.75	0.50	0.75	1.22	122.00	69.60	0.00	8491.20	**8491.20**
20	Laldas	OBC	1296	2.97	FB 20	20	2.75	0.50	0.75	1.22	24.40	69.60	0.00	1698.24	**1698.24**
21	Krishndatta	OBC	1297	0.3	FB 21	20	2.75	0.50	0.75	1.22	24.40	69.60	0.00	1698.24	**1698.24**
22	Kausalkisor	OBC	1298	0.15	FB 22	25	2.75	0.50	0.75	1.22	30.50	69.60	0.00	2122.80	**2122.80**
23	Brajkisor	OBC	1299	0.35	FB 23	25	2.75	0.50	0.75	1.22	30.50	69.60	0.00	2122.80	**2122.80**
24	Ramasare	OBC	1304	0.68	FB 24	75	2.75	0.50	0.75	1.22	91.50	69.60	0.00	6368.40	**6368.40**
25	Santoshia	OBC	1336	0.102	FB 25	25	2.75	0.50	0.75	1.22	30.50	69.60	0.00	2122.80	**2122.80**
26	Hanuman	OBC	1331	0.14	FB 26	25	2.75	0.50	0.75	1.22	30.50	69.60	0.00	2122.80	**2122.80**
27	Ramasare	OBC	1324	1.323	FB 27	25	2.75	0.50	0.75	1.22	30.50	69.60	0.00	2122.80	**2122.80**
28	Mohanlal	OBC	1826	0.178	FB 28	75	2.75	0.50	0.75	1.22	91.50	69.60	0.00	6368.40	**6368.40**
29	Chandra Shekhar	OBC	2302	0.102	FB 29	30	2.75	0.50	0.75	1.22	36.60	69.60	0.00	2547.36	**2547.36**
30	Ramasare	OBC	2275	0.044	FB 30	75	2.75	0.50	0.75	1.22	91.50	69.60	0.00	6368.40	**6368.40**
31	Parvati	OBC	2276	0.139	FB 31	75	2.75	0.50	0.75	1.22	91.50	69.60	0.00	6368.40	**6368.40**
32	Ramprasad	OBC	2277	0.14	FB 32	75	2.75	0.50	0.75	1.22	91.50	69.60	0.00	6368.40	**6368.40**
33	Ramasare	OBC	2278	0.13	FB 33	75	2.75	0.50	0.75	1.22	91.50	69.60	0.00	6368.40	**6368.40**
34	Chunbhaia	OBC	1133	0.14	FB 34	25	2.75	0.50	0.75	1.22	30.50	69.60	0.00	2122.80	**2122.80**
35	Krishnchandra	OBC	1132	0.139	FB 35	25	2.75	0.50	0.75	1.22	30.50	69.60	0.00	2122.80	**2122.80**
36	Duluroop	OBC	1134	0.42	FB 36	25	2.75	0.50	0.75	1.22	30.50	69.60	0.00	2122.80	**2122.80**

37	Chunbhaia	OBC	1133	0.168	FB 37	30	2.75	0.50	0.75	1.22	36.60	69.60	0.00	2547.36	**2547.36**
38	Badri	OBC	1128	0.12	FB 38	50	2.75	0.50	0.75	1.22	61.00	69.60	0.00	4245.60	**4245.60**
39	Wahoriya	OBC	1130	0.42	FB 39	50	2.75	0.50	0.75	1.22	61.00	69.60	0.00	4245.60	**4245.60**
40	Rakesh	OBC	1129	0.668	FB 40	25	2.75	0.50	0.75	1.22	30.50	69.60	0.00	2122.80	**2122.80**
41	Badri	OBC	1128	0.145	FB 41	50	2.75	0.50	0.75	1.22	61.00	69.60	0.00	4245.60	**4245.60**
42	Govindra	OBC	2300	0.206	FB 42	75	2.75	0.50	0.75	1.22	91.50	69.60	0.00	6368.40	**6368.40**
43	Chandrashekhar	OBC	2302	0.129	FB 43	100	2.75	0.50	0.75	1.22	122.00	69.60	0.00	8491.20	**8491.20**
44	Bhairoprasad	OBC	2318	0.467	FB 44	75	2.75	0.50	0.75	1.22	91.50	69.60	0.00	6368.40	**6368.40**
45	Bhairoprasad	OBC	2319	0.155	FB 45	75	2.75	0.50	0.75	1.22	91.50	69.60	0.00	6368.40	**6368.40**
46	Rajendrakumar	OBC	2320	0.6	FB 46	25	2.75	0.50	0.75	1.22	30.50	69.60	0.00	2122.80	**2122.80**
47	Deepak	OBC	2321	0.85	FB 47	25	2.75	0.50	0.75	1.22	30.50	69.60	0.00	2122.80	**2122.80**
48	Premnarayan	OBC	2322	0.198	FB 48	50	2.75	0.50	0.75	1.22	61.00	69.60	0.00	4245.60	**4245.60**
				19.271	**Total**	**2990**					**3647.80**		**0**	**253886.88**	**253886.88**
1	Ram Raja	OBC	231	0.145	PB 1	100	4.25	0.50	1.25	2.97	297.00	69.60	0.00	20671.20	**20671.20**
2	Dhirendra	OBC	235	0.12	PB 2	200	4.25	0.50	1.25	2.97	594.00	69.60	0.00	41342.40	**41342.40**
3	Sivdarshan	OBC	250	0.21	PB 3	150	4.25	0.50	1.25	2.97	445.50	69.60	0.00	31006.80	**31006.80**
4	Balgopal	SC	1342	0.138	PB 4	250	4.25	0.50	1.25	2.97	742.50	69.60	0.00	51678.00	**51678.00**
5	Shivgovindra	SC	1343	0.186	PB 5	100	4.25	0.50	1.25	2.97	297.00	69.60	0.00	20671.20	**20671.20**
6	Vasudev	SC	1651	0.46	PB 6	150	4.25	0.50	1.25	2.97	445.50	69.60	0.00	31006.80	**31006.80**
7	Dilip Kumar	OBC	245	1.264	PB 7	600	5.80	0.70	1.70	5.53	3315.00	69.60	0.00	230724.00	**230724.00**
				2.523	**Total**	**1550**					**6136.50**		0.00	**427100.40**	**427100.40**
1	Indrajeet	OBC	838	0.79	CB 1	50	2.55	0.45	0.70	1.05	52.50	69.60	0.00	3654.00	**3654.00**
2	Ashok	Gen	835	2.01	CB 2	50	2.55	0.45	0.70	1.05	52.50	69.60	0.00	3654.00	**3654.00**
3	Natthu	OBC	829	0.328	CB 3	50	2.55	0.45	0.70	1.05	52.50	69.60	0.00	3654.00	**3654.00**
4	Harnarayan	Gen	1227	0.79	CB 4	75	2.55	0.45	0.70	1.05	78.75	69.60	0.00	5481.00	**5481.00**
5	Ramkrapal	Gen	1231	0.24	CB 5	75	2.55	0.45	0.70	1.05	78.75	69.60	0.00	5481.00	**5481.00**
				4.158	**Total**	**300**					**315.00**		0.00	**21924.00**	**21924.00**

	IWMP- II Village - Ragaulli														
1	Ramsaran		320	0.88	PB	126	4.25	0.50	1.25	2.97	374.22	53.20	0.00	19908.50	**19908.50**
2	Kamal		276	0.45	PB	100	4.25	0.50	1.25	2.97	297.00	53.20	0.00	15800.40	**15800.40**
3	Ramdulare		794	0.44	PB	100	4.25	0.50	1.25	2.97	297.00	53.20	0.00	15800.40	**15800.40**

	Total			**1.77**		**326**					**968.22**		**0.00**	**51509.30**	**51509.30**
1	Badri		184, 185	0.101	CD 1	40	9.50	1.50	2.00	8.75	350.00	53.20	96000.00	18620.00	**114620.00**
2	Premnarayan		358	0.655	CD 2	75	9.50	1.50	2.00	8.75	656.25	53.20	190000.00	34912.50	**224912.50**
3	Moolchandra		568	0.68	CD 3	25	9.50	1.50	2.00	8.75	218.75	53.20	96000.00	11637.50	**107637.50**
4	Kamta		276	0.65	CD 4	35	14.00	2.00	3.00	24.00	840.00	61.30	152000.00	51492.00	**203492.00**
5	Ramasare		348	0.24	CD 5	50	9.50	1.50	2.00	8.75	437.50	53.20	152000.00	23275.00	**175275.00**
6	Ganeshbar		360	0.668	CD 6	35	9.50	1.50	2.00	8.75	306.25	53.20	96000.00	16292.50	**112292.50**
7	Rajadevi		282	0.6	CD 7	40	9.50	1.50	2.00	8.75	350.00	53.20	96000.00	18620.00	**114620.00**
8	Ganekha		254	0.144	CD 8	35	9.50	1.50	2.00	8.75	306.25	53.20	152000.00	16292.50	**168292.50**
9	Umadatta		360	0.22	CD 9	60	9.50	1.50	2.00	8.75	525.00	53.20	211000.00	27930.00	**238930.00**
	Total			**3.958**		**395**					**3990.00**		**1241000.00**	**219072.00**	1460072.00

Balapur Khalsa

S.N.	Name of the beneficiary	Khasara No	Area (ha)	Activity Proposed	Length (M)	Breadth (M)	Top width (M)	Height (M)	Cross Section (m2)	E.W. (Cum)	Rate per (Cum)	Safe Structure cost (Rs)	E.W. Cost (Rs)	Total Cost (Rs)
1	2	3	4	5	6	7	8	9	10	11	12	13	14	15
1		6		SB 1	100	3.60	0.60	1.00	2.10	210.00	69.60	32000.00	14616.00	46616.00
2	Alopi	18	0.194	SB 2	60	3.60	0.60	1.00	2.10	126.00	69.60		8769.60	8769.60
3	Ramkisor	28	0.283	SB 3	75	3.60	0.60	1.00	2.10	157.50	69.60		10962.00	10962.00
4	Rajbahadur	276	0.295	SB 4	125	3.60	0.60	1.00	2.10	262.50	69.60		18270.00	18270.00
5	Rajbahadur	276	0.295	SB 5	180	3.60	0.60	1.00	2.10	378.00	69.60	32000.00	26308.80	58308.80
6	Bhagvandeen	158	0.004	SB 6	150	3.60	0.60	1.00	2.10	315.00	69.60		21924.00	21924.00
7	Kokilal	144	0.393	SB 7	200	3.60	0.60	1.00	2.10	420.00	69.60	32000.00	29232.00	61232.00
8	Shambhusharan	161	0.004	SB 8	50	3.60	0.60	1.00	2.10	105.00	69.60		7308.00	7308.00
9	Parmeswar	139	0.526	SB 9	60	3.60	0.60	1.00	2.10	126.00	69.60		8769.60	8769.60
10	Keshav	141	0.376	SB 10	75	3.60	0.60	1.00	2.10	157.50	69.60		10962.00	10962.00
11	Ramsiya	213	0.34	SB 11	160	3.60	0.60	1.00	2.10	336.00	69.60		23385.60	23385.60
12	Ramsiya	213	0.34	SB 12	180	3.60	0.60	1.00	2.10	378.00	69.60	32000.00	26308.80	58308.80
13	Rambhajan	207	0.113	SB 13	50	3.60	0.60	1.00	2.10	105.00	69.60		7308.00	7308.00
14	Teerath	247	0.4	SB 14	50	3.60	0.60	1.00	2.10	105.00	69.60		7308.00	7308.00
15	Parmeswardayal	215	0.304	SB 15	125	3.60	0.60	1.00	2.10	262.50	69.60		18270.00	18270.00
16	Rajbahadur	244	0.121	SB 16	130	3.60	0.60	1.00	2.10	273.00	69.60		19000.80	19000.80
17	Bhairo	302	0.271	SB 17	125	3.60	0.60	1.00	2.10	262.50	69.60		18270.00	18270.00

18	Shivlal	181	0.202	SB 18	100	3.60	0.60	1.00	2.10	210.00	69.60		14616.00	14616.00
19	Rajbahadur	276	0.295	SB 19	75	3.60	0.60	1.00	2.10	157.50	69.60		10962.00	10962.00
20	Bhaiyadeen	300	0.316	SB 20	75	3.60	0.60	1.00	2.10	157.50	69.60		10962.00	10962.00
21	Rampratap	280	0.955	SB 21	200	3.60	0.60	1.00	2.10	420.00	69.60	32000.00	29232.00	61232.00
22	Bodhilal	281	0.737	SB 22	200	3.60	0.60	1.00	2.10	420.00	69.60	32000.00	29232.00	61232.00
23	sukhalal	314	0.741	SB 23	100	3.60	0.60	1.00	2.10	210.00	69.60		14616.00	14616.00
24	Ramsaran	312	0.187	SB 24	150	3.60	0.60	1.00	2.10	315.00	69.60		21924.00	21924.00
25	Matabadal	344	0.644	SB 25	125	3.60	0.60	1.00	2.10	262.50	69.60		18270.00	18270.00
26	Jageshwar	316	0.518	SB 26	50	3.60	0.60	1.00	2.10	105.00	69.60		7308.00	7308.00
27	Bhagvandeen	360	0.409	SB 27	150	3.60	0.60	1.00	2.10	315.00	69.60	32000.00	21924.00	53924.00
28	Satyanarayan	351	0.243	SB 28	60	3.60	0.60	1.00	2.10	126.00	69.60		8769.60	8769.60
29	Rajbahadur	353	0.17	SB 29	50	3.60	0.60	1.00	2.10	105.00	69.60		7308.00	7308.00
30	Foola	356	0.17	SB 30	50	3.60	0.60	1.00	2.10	105.00	69.60		7308.00	7308.00
31	Bhalla	372	0.356	SB 31	200	3.60	0.60	1.00	2.10	420.00	69.60	32000.00	29232.00	61232.00
32	Keshav	370	1.623	SB 32	150	3.60	0.60	1.00	2.10	315.00	69.60		21924.00	21924.00
33	Shivlal	369	0.283	SB 33	150	3.60	0.60	1.00	2.10	315.00	69.60		21924.00	21924.00
34	Sri Krishn	8	0.178	SB 34	100	3.60	0.60	1.00	2.10	210.00	69.60		14616.00	14616.00
35	Satyanarayan	111	0.32	SB 35	100	3.60	0.60	1.00	2.10	210.00	69.60		14616.00	14616.00
36	Sri Krishn	15	0.979	SB 36	150	3.60	0.60	1.00	2.10	315.00	69.60		21924.00	21924.00
37	Ramkumar	139	0.026	SB 37	150	3.60	0.60	1.00	2.10	315.00	69.60		21924.00	21924.00
38	Lotanprasad	151	0.405	SB 38	200	3.60	0.60	1.00	2.10	420.00	69.60	32000.00	29232.00	61232.00
39	Bharosa	176	0.3	SB 39	300	3.60	0.60	1.00	2.10	630.00	69.60	32000.00	43848.00	75848.00
40	Rajnarayan	147	0.339	SB 40	120	3.60	0.60	1.00	2.10	252.00	69.60		17539.20	17539.20
41	Sri Krishn	103	0.423	SB 41	100	3.60	0.60	1.00	2.10	210.00	69.60		14616.00	14616.00
42		145	0.067	SB 42	125	3.60	0.60	1.00	2.10	262.50	69.60		18270.00	18270.00
43	Rajaram	252	0.036	SB 43	300	3.60	0.60	1.00	2.10	630.00	69.60	32000.00	43848.00	75848.00
44	Ramkhelavan	145	0.51	SB 44	50	3.60	0.60	1.00	2.10	105.00	69.60		7308.00	7308.00
45	Jageshwar	144	0.518	SB 45	50	3.60	0.60	1.00	2.10	105.00	69.60		7308.00	7308.00
46	Bhagvandeen	157	0.882	SB 46	100	3.60	0.60	1.00	2.10	210.00	69.60		14616.00	14616.00
47	Rajpatia	259	0.356	SB 47	120	3.60	0.60	1.00	2.10	252.00	69.60		17539.20	17539.20
48	Laxmiprasad	118	0.737	SB 48	100	3.60	0.60	1.00	2.10	210.00	69.60		14616.00	14616.00
49	Bharosa	176	0.13	SB 49	200	3.60	0.60	1.00	2.10	420.00	69.60	32000.00	29232.00	61232.00
50	Rajnarayan	222	1.157	SB 50	75	3.60	0.60	1.00	2.10	157.50	69.60		10962.00	10962.00
51	Shambhusharan	159	0.61	SB 51	180	3.60	0.60	1.00	2.10	378.00	69.60		26308.80	26308.80
52	Teerath	247	0.04	SB 52	100	3.60	0.60	1.00	2.10	210.00	69.60		14616.00	14616.00
53	Kodiya	245, 246	0.089	SB 53	100	3.60	0.60	1.00	2.10	210.00	69.60		14616.00	14616.00

54	Bhagvandeen	252	0.036	SB 54	200	3.60	0.60	1.00	2.10	420.00	69.60	32000.00	29232.00	61232.00
55	Ramkrapal	255	0.012	SB 55	225	3.60	0.60	1.00	2.10	472.50	69.60	32000.00	32886.00	64886.00
56	Ramkrapal	253	0.012	SB 56	200	3.60	0.60	1.00	2.10	420.00	69.60	32000.00	29232.00	61232.00
57	Bodhilal	281	0.737	SB 57	100	3.60	0.60	1.00	2.10	210.00	69.60		14616.00	14616.00
58	Rampratap	280	0.955	SB 58	75	3.60	0.60	1.00	2.10	157.50	69.60		10962.00	10962.00
59	Harimohan	202	0.644	SB 59	200	3.60	0.60	1.00	2.10	420.00	69.60		29232.00	29232.00
60	Moolchandra	199	0.13	SB 60	75	3.60	0.60	1.00	2.10	157.50	69.60		10962.00	10962.00
			22.736	**Total**	**7575**					**15907.50**		**480000.00**	**1107162**	**1587162.00**
1	Sadhana	112	0.125	PB 1	75	4.25	0.50	1.25	2.97	222.75	69.60	0.00	15503.40	15503.40
2	Darwarilal	87	0.138	PB 2	250	4.25	0.50	1.25	2.97	742.50	69.60	0.00	51678.00	51678.00
3	Shivsaran	106	0.348	PB 3	150	4.25	0.50	1.25	2.97	445.50	69.60	0.00	31006.80	31006.80
4	Sadhana	119	0.34	PB 4	100	4.25	0.50	1.25	2.97	297.00	69.60	0.00	20671.20	20671.20
			0.951	**Total**	**575**					**1707.75**		**0**	**118859.4**	**118859.40**

S.N.	Name of the beneficiary	Khasara No	Area (ha)	Activity Proposed	Length (M)	Breadth (M)	Top width (M)	Height (M)	Cross Section (m2)	E.W. (Cum)	Rate per (Cum)	Cost (Rs.)	Safe Structure Cost (Rs)	Total Cost (Rs)
1	**2**	**3**	**4**	**5**	**6**	**7**	**8**	**9**	**10**	**11**	**12**	**13**	**14**	**15**
1	Ram kishor	10, 11	0.166	PB	200	5.20	0.70	1.50	4.42	884.00	51.20	45260.80	0.00	45260.80
2	Alopi	18	0.194	PB	100	5.20	0.70	1.50	4.42	442.00	51.20	22630.40	0.00	22630.40
3	Babu lal	283	0.13	PB	80	5.20	0.70	1.50	4.42	353.60	51.20	18104.32	0.00	18104.32
			0.49		**380**					**1679.60**		**85995.52**	**0.00**	**85995.52**
1	Laxmiprasad	111, 112, 113	0.093	CD	190	10.00	2.00	2.00	12.00	2280.00	53.20	121296.00	190000.00	311296.00
2	Ramkrapal		0.466	CD	100	10.00	2.00	2.00	12.00	1200.00	53.20	63840.00	96000.00	159840.00
3	Abdul Khan		0.202	CD	50	10.00	2.00	2.00	12.00	600.00	53.20	31920.00		31920.00
4	Smt. Sadhana Singh		0.036	CD	95	10.00	2.00	2.00	12.00	1140.00	53.20	60648.00	96000.00	156648.00
			0.797		**435**					**5220.00**		**277704.00**	**382000.00**	**659704.00**

S.N.	Name of the beneficiary	Khasara No	Area (ha)	Activity Proposed	Length (M)	Breadth (M)	Top width (M)	Height (M)	Cross Section (m2)	E.W. (Cum)	Rate per (Cum)	Total Cost (Rs.)	Safe Structure Cost (Rs)	Total Cost (Rs)
1	2	3	4	5	6	7	8	9	10	11	12	13	14	15
1	Natthu	156	0.36	SB 1	100	3.30	0.60	1.00	2.10	210.00	69.60	14616.00		14616.00
2	Kuber Singh	162	0.829	SB 2	125	3.60	0.60	1.00	2.10	262.50	69.60	18270.00	32000.00	50270.00
3	Gyaprasad	158	0.499	SB 3	70	3.30	0.60	0.90	1.755	122.85	69.60	8550.36	0.00	8550.36
4	Chandrapeet	159	1.076	SB 4	150	3.60	0.60	1.00	2.10	315.00	69.60	21924.00	32000.00	53924.00
5	Ramlakhan	170	0.967	SB 5	150	3.60	0.60	1.00	2.10	315.00	69.60	21924.00	32000.00	53924.00
6	Chamanlal	192	0.109	SB 6	50	3.60	0.60	1.00	2.10	105.00	69.60	7308.00		7308.00
7	Chanchal	189	1.109	SB 7	125	3.60	0.60	1.00	2.10	262.50	69.60	18270.00		18270.00
8	Kadamprasad	174	0.113	SB 8	150	3.60	0.60	1.00	2.10	315.00	69.60	21924.00	32000.00	53924.00
9	Rajendrakumar	178	0.109	SB 9	100	3.60	0.60	1.00	2.10	210.00	69.60	14616.00		14616.00
10	Bhavanideen	222	0.065	SB 10	75	3.30	0.60	0.90	1.755	131.63	69.60	9161.10	0.00	9161.10
11	Dhanrajsingh	114	0.668	SB 11	100	3.6	0.6	1.00	1.755	210	69.60	14616		14616.00
12	Golania	113	0.336	SB 12	100	3.6	0.6	1.00	2.10	210	69.60	14616		14616.00
13	Ramdulare	510	0.388	SB 13	60	3.30	0.60	0.90	1.755	45.30	69.60	3152.88		3152.88
14	Ramraja	512	0.17	SB 14	60	3.30	0.60	0.90	1.755	45.30	69.60	3152.88	0.00	3152.88
15	Bachcha	517	0.53	SB 15	150	3.60	0.60	1.00	2.10	315.00	69.60	21924.00	32000.00	53924.00
16	Satyanarayan	531	0.02	SB 16	60	3.30	0.60	0.90	1.755	45.30	69.60	3152.88	0.00	3152.88
17	Ramnaresh	540	0.158	SB 17	75	3.30	0.60	0.90	1.755	131.63	69.60	9161.10	0.00	9161.10
18	Kamtasaran	182	0.87	SB 18	100	3.60	0.60	1.00	2.10	210.00	69.60	14616.00		14616.00
19	Devdatta	197	6.85	SB 19	250	3.60	0.60	1.00	2.10	525.00	69.60	36540.00	32000.00	68540.00
20		230		SB 20	200	3.60	0.60	1.00	2.10	420.00	69.60	29232.00	32000.00	61232.00
21	Rampal	242	0.745	SB 21	200	3.60	0.60	1.00	2.10	420.00	69.60	29232.00		29232.00
22	Rampal	242	0.745	SB 22	150	3.60	0.60	1.00	2.10	315.00	69.60	21924.00	32000.00	53924.00
23	Yathodiya	326	0.466	SB 23	75	3.30	0.60	0.90	1.755	131.63	69.60	9161.10	0.00	9161.10
24	Kailash	328	1.109	SB 24	75	3.30	0.60	0.90	1.755	131.63	69.60	9161.10	0.00	9161.10
25	Rammurat	331	0.692	SB 25	75	3.30	0.60	0.90	1.755	131.63	69.60	9161.10	0.00	9161.10
26	Shailendra	367	0.247	SB 26	200	3.60	0.60	1.00	2.10	420.00	69.60	29232.00	32000.00	61232.00
27	Kamlesh	333	0.344	SB 27	100	3.60	0.60	1.00	2.10	210.00	69.60	14616.00		14616.00
28	Kaila	381	0.793	SB 28	100	3.60	0.60	1.00	2.10	210.00	69.60	14616.00		14616.00
29	Neeraj	377	2.639	SB 29	100	3.60	0.60	1.00	2.10	210.00	69.60	14616.00		14616.00
30	Ramdulare	386	0.858	SB 30	200	3.60	0.60	1.00	2.10	420.00	69.60	29232.00	32000.00	61232.00
31	Devdatta	204	0.458	SB 31	150	3.60	0.60	1.00	2.10	315.00	69.60	21924.00		21924.00

32	Devdatta	203	0.15	SB 32	150	3.60	0.60	1.00	2.10	315.00	69.60	21924.00		21924.00
33	Magruva	388	0.866	SB 33	200	3.60	0.60	1.00	2.10	420.00	69.60	29232.00	32000.00	61232.00
34	Devdatta	399	0.462	SB 34	150	3.60	0.60	1.00	2.10	315.00	69.60	21924.00	32000.00	53924.00
35	Kamta	390	0.971	SB 35	75	3.30	0.60	0.90	1.755	131.63	69.60	9161.10	0.00	9161.10
36	RamBhavan	302	11.983	SB 36	100	3.30	0.60	0.90	1.755	175.50	69.60	12214.80		12214.80
37	Shailendra	301	1.319	SB 37	150	3.60	0.60	1.00	2.10	315.00	69.60	21924.00		21924.00
38	Shailendra	301	1.319	SB 38	175	3.60	0.60	1.00	2.10	367.50	69.60	25578.00	32000.00	57578.00
39	RamBhavan	304	0.308	SB 39	70	3.30	0.60	0.90	1.755	122.85	69.60	8550.36	0.00	8550.36
40		315		SB 40	70	3.30	0.60	0.90	1.755	122.85	69.60	8550.36	0.00	8550.36
41	Mathuria	312	0.37	SB 41	100	3.60	0.60	1.00	2.10	210.00	69.60	14616.00		14616.00
42	Rampal	311	0.742	SB 42	100	3.60	0.60	1.00	2.10	210.00	69.60	14616.00		14616.00
43	Alopi	20	0.967	SB 43	250	3.30	0.60	0.90	1.755	438.75	69.60	30537.00	32000.00	62537.00
44	Srikrishn	22	0.344	SB 44	75	3.60	0.60	1.00	2.10	157.50	69.60	10962.00		10962.00
45	Mrs.Cheeni	18	0.749	SB 45	125	3.60	0.60	1.00	2.10	262.50	69.60	18270.00		18270.00
46	Bhavanideen	15	0.093	SB 46	125	3.60	0.60	1.00	2.10	262.50	69.60	18270.00		18270.00
47	Kuber Singh	36	0.206	SB 47	100	3.60	0.60	1.00	2.10	210.00	69.60	14616.00		14616.00
48	Natthu	38	0.769	SB 48	125	3.60	0.60	1.00	2.10	262.50	69.60	18270.00		18270.00
49	Chamanlal	39	0.923	SB 49	150	3.60	0.60	1.00	2.10	315.00	69.60	21924.00	32000.00	53924.00
50	Umadatta	42 / 43	0.024	SB 50	150	3.60	0.60	1.00	2.10	315.00	69.60	21924.00		21924.00
51	Kuber Singh	48	0.36	SB 51	125	3.60	0.60	1.00	2.10	262.50	69.60	18270.00		18270.00
52	Shivnarayan	59	1.388	SB 52	75	3.30	0.60	0.90	1.755	131.63	69.60	9161.10		9161.10
53	Mahadev	52	0.066	SB 53	50	3.30	0.60	0.90	1.755	87.75	69.60	6107.40		6107.40
54	Endrajeet	57	0.935	SB 54	50	3.30	0.60	0.90	1.755	87.75	69.60	6107.40	0.00	6107.40
55	Jageswar	61	1.144	SB 55	125	3.60	0.60	1.00	2.10	262.50	69.60	18270.00		18270.00
56	Shiv Shahu	62	0.672	SB 56	125	3.60	0.60	1.00	2.10	262.50	69.60	18270.00		18270.00
57	Jageswar	163	0.445	SB 57	125	3.60	0.60	1.00	2.10	262.50	69.60	18270.00		18270.00
58	Kuber Singh	75	1.364	SB 58	125	3.60	0.60	1.00	2.10	262.50	69.60	18270.00		18270.00
59	Keshav	76	2.023	SB 59	150	3.60	0.60	1.00	2.10	315.00	69.60	21924.00		21924.00
60	Chamanlal	80 / 81	0.981	SB 60	50	3.60	0.60	1.00	2.10	105.00	69.60	7308.00	0.00	7308.00
61	Santram	125 / 127	0.46	SB 61	150	3.60	0.60	1.00	2.10	315.00	69.60	21924.00		21924.00
62	Ramkisor	128	0.442	SB 62	200	3.60	0.60	1.00	2.10	420.00	69.60	29232.00	32000.00	61232.00
63	Ramkisor	128	0.442	SB 63	125	3.60	0.60	1.00	2.10	262.50	69.60	18270.00		18270.00
64	Yogendra	131	0.717	SB 64	125	3.60	0.60	1.00	2.10	262.50	69.60	18270.00		18270.00
65	Savitri	132	0.53	SB 65	125	3.60	0.60	1.00	2.10	262.50	69.60	18270.00		18270.00
66	Mulluram	154	0.089	SB 66	75	3.60	0.60	1.00	2.10	157.50	69.60	10962.00	0.00	10962.00
67	Manohar	158	0.461	SB 67	150	3.60	0.60	1.00	2.10	315.00	69.60	21924.00		21924.00

68	Shyampyare	156	1.36	SB 68	150	3.60	0.60	1.00	2.10	315.00	69.60	21924.00		21924.00
69	Kausalkisor	151 / 152	0.142	SB 69	130	3.60	0.60	1.00	2.10	273.00	69.60	19000.80		19000.80
70	Mulluram	135	1.833	SB 70	125	3.60	0.60	1.00	2.10	262.50	69.60	18270.00		18270.00
		Total	**62.741**		**8470**					**17136.08**		**1192670.82**	**512000.00**	**1704670.82**
1	Girja	190	0.206	PB 1	200	3.60	0.60	1.00	2.10	420.00	69.60	29232.00	32000.00	61232.00
2	Chandra Shekhar	219	1.522	PB 2	150	3.60	0.60	1.00	2.10	315.00	69.60	21924.00		21924.00
3	Aloknath	21	0.17	PB 3	250	3.60	0.60	1.00	2.10	525.00	69.60	36540.00	32000.00	68540.00
4	Chukka	10	0.016	PB 4	150	3.60	0.60	1.00	2.10	315.00	69.60	21924.00		21924.00
5	Ramdev	13	0.255	PB 5	100	3.60	0.60	1.00	2.10	210.00	69.60	14616.00		14616.00
6	Bhavanideen	47	0.559	PB 6	150	3.60	0.60	1.00	2.10	315.00	69.60	21924.00		21924.00
7	Kubersingh	56	0.450	PB 7	200	3.60	0.60	1.00	2.10	420.00	69.60	29232.00		29232.00
8	Bhagvandeen	85	0.748	PB 8	200	3.60	0.60	1.00	2.10	420.00	69.60	29232.00		29232.00
9	Hariprasad	102	0.328	PB 9	200	3.60	0.60	1.00	2.10	420.00	69.60	29232.00		29232.00
10	Shantidevi	114	0.344	PB 10	300	3.60	0.60	1.00	2.10	630.00	69.60	43848.00	32000.00	75848.00
		Total	**4.598**		**1900**					**3990.00**		**277704.00**	**96000.00**	**373704.00**

Ram Bhawan	305	0.045	CD	204	10.00	2.00	2.00	12.00	2448	53.2	130233	211000	341233.00
Dev Datt	192	3.327	CD	88	9.50	1.50	2.00	11.00	968	53.2	51498	190000	241498.00
Total		**3.372**		**292**					**3416**		**181731**	**401000**	**582731.00**

Total Project Cost	**Ragouli**		**IWMP-II**		**Chitrakoot**					
	FB	**CB**	**SB**	**MB**	**PB**	**WHB**	**CD**	**Checkdam**	**Well Recharge**	**Total**
Ragouli										
MNREGA										
Area	19.271	4.158	46.9743	0	2.523	0	0	0	0	72.9263
Length	2990	300	12670	0	1550	0	0	0	0	17510
EW	3647.80	315.00	26886.45	0	6136.50	0	0	0	0	36985.75
EW cost	253886.88	21924.00	1900528.72	0	427100.40	0	0	0	0	2603440.00
Pucca work	0	0	800000.00	0	0.00	0	0	0	0	800000
Total Cost	**253886.88**	**21924.00**	**2700528.72**	0	**427100.40**	0	0	0	0	**3403440.00**
IWMP - II										
Area	0	0	0	0	1.77	0	3.958	0	0	5.728
Length	0	0	0	0	326	0	395	0	0	721
EW	0	0	0	0	968.22	0	3990.00	0	0	4958.22
EW cost	0	0	0	0	51509.30	0	219072.00	0	0	270581.304

Pucca work	0	0	0	0	0	0	1241000.00	931350.00	60000.00	2232350.00
Total Cost	0	0	0	0	**51509.30**	0	**1460072.00**	**931350.00**	**60000.00**	**2502931.304**
Balapur Khalsa										
MNREGA										
Area	0	0	22.736	0	0.951	0	0	0	0	23.687
Length	0	0	7575	0	575	0	0	0	0	8150
EW	0	0	15907.50	0	1707.75	0	0	0	0	17615.25
EW cost	0	0	1107162.00	0	118859.40	0	0	0	0	1226021.40
Pucca work	0	0	480000.00	0	0.00	0	0	0	0	480000
Total Cost	0	0	**1587162.00**	0	**118859.40**	0	0	0	0	**1706021.40**
IWMP - II										
Area	0	0	0	0	0.49	0	0.797	0	0	1.287
Length	0	0	0	0	380	0	435	0	0	815
EW	0	0	0	0	1679.60	0	5220.00	0	0	6899.6
EW cost	0	0	0	0	85995.52	0	277704.00	0	0	363699.52
Pucca work	0	0	0	0	0	0	382000.00	0	20000.00	402000.00
Total Cost	0	0	0	0	**85995.52**	0	**659704.00**	0	**20000.00**	**765699.52**
Khunthipur										
MNREGA										
Area	0	0	62.741	0	4.598	0	0	0	0	67.339
Length	0	0	8470	0	1900	0	0	0	0	10370
EW	0	0	17136.08	0	3990.00	0	0	0	0	21126.08
EW cost	0	0	1192670.82	0	277704.00	0	0	0	0	1470374.82
Pucca work	0	0	512000.00	0	96000.00	0	0	0	0	608000
Total Cost	0	0	**1704670.82**	0	**373704.00**	0	0	0	0	**2078374.82**
IWMP - II										
Area	0	0	0	0	0	0	3.372	0	0	3.372
Length	0	0	0	0	0	0	292	0	0	292
EW	0	0	0	0	0	0	3416.00	0	0	3416.00
EW cost	0	0	0	0	0	0	181731.00	0	0	181731
Pucca work	0	0	0	0	0	0	401000.00	0	20000.00	421000.00
Total Cost	0	0	0	0	0	0	**582731.00**	0	**20000.00**	**602731.00**
Total MNREGA	**253886.88**	**21924.00**	**5992361.54**	**0.00**	**919663.80**	**0.00**	**0.00**	**0.00**	**0.00**	**7187836.22**
Total IWMP	**0.00**	**0.00**	**0.00**	**0.00**	**137504.82**	**0.00**	**2702507.00**	**931350.00**	**100000.00**	**3871361.82**
Total for project	**253886.88**	**21924.00**	**5992361.54**	**0.00**	**1057168.62**	**0.00**	**2702507.00**	**931350.00**	**100000.00**	**11059198.04**

3. MWS- Chhichiriha Khurd

Sr. No.	Name of the beneficiary	Khasara No.	Area (ha)	Activity (Proposed)	Length (M)	Breadth (M)	Top width (M)	Height (M)	Cross Section (m2)	E.W. (Cum)	Rate per (Cum)	Safe structure cost (Rs)	E.W. Cost (Rs.)	Total Cost (Rs)
1	श्री कान्त	784	4.334	SB 13	150	5.20	0.70	1.50	4.425	663.75	51.83	32000.00	34402.163	66402.16
2	श्री रामगनेश श्रीमती पन्नी	1016 1013	2.412	SB 14	150	4.60	0.70	1.30	3.445	516.75	51.83	32000.00	26783.153	58783.15
3	श्री शिवप्रसाद श्री कान्त	988	1.344	SB 15	125	4.60	0.70	1.30	3.445	430.63	51.83	32000.00	22319.294	54319.29
4	श्री नन्दलाल	984	1.344	SB 16	150	4.60	0.70	1.30	3.445	516.75	51.83	32000.00	26783.153	58783.15
5	श्री सुखदेव रम्मू अमृतलाल	270/1 270/2	1.104	SB 38	150	5.20	0.70	1.50	4.425	663.75	51.83	32000.00	34402.163	66402.16
	Total		**10.538**		**725**					**2791.63**		**160000.00**	**144689.92**	**304689.92**
1	श्री लक्ष्मी प्रसाद राम आसरे	600	0.672	PB 1	250	4.60	0.70	1.30	3.445	861.25	51.83	0.00	44638.588	44638.59
2	अब्दुल रहमान धनश्याम चन्द्रपाल	561 562 563	1.687	PB 3	300	4.60	0.70	1.30	3.445	1033.50	51.83	0.00	53566.305	53566.31
3	शाहब, रामनरायन आदि	571 572	1.696	PB 4	150	4.60	0.70	1.30	3.445	516.75	51.83	0.00	26783.153	26783.15
4	राम कृष्ण आदि	570	0.963	PB 5	200	4.60	0.70	1.30	3.445	689.00	51.83	0.00	35710.87	35710.87
5	रामसजीवन आदि	512 713	1.811	PB 8	300	4.60	0.70	1.30	3.445	1033.50	51.83	0.00	53566.305	53566.31
6	जगदीश प्रसाद	832	2.104	PB 9	150	4.60	0.70	1.30	3.445	516.75	51.83	0.00	26783.153	26783.15
	Total		**8.933**		**1350**					**4650.75**		**0.00**	**241048.37**	**241048.37**
1	शिवभवन अमर सिंह आदि	606 607	0.689	CD 1	50	10.00	2.00	2.00	12.000	600.00	53.20	0.00	31920	31920.00
2	राम कृष्ण शासहब	570 571	2.659	CD 2	60	9.50	1.50	2.00	11.000	660.00	53.20	0.00	35112	35112.00
3	बाबूलाल आदि	298	4.665	CD 3	190	10.00	2.00	2.00	12.000	2280.00	53.20	0.00	121296	121296.00
4	राम कृष्ण घघुवा अवधेश	309 310 311	1.587	CD 4	124	8.50	1.50	1.75	8.250	1085.00	51.83	0.00	56235.55	56235.55
5	राम किशोर	842	1.096	CD 5	50	9.50	1.50	2.00	11.000	550.00	53.20	0.00	29260	29260.00
	Total		**10.696**		**474**					**5175.00**		**0.00**	**273823.55**	**273823.55**
1	भोण्डा बाबूलाल भोला	108 112 113 114	4.466	PB 1	400	4.60	0.70	1.30	3.445	1378.00	51.83	0.00	71421.74	71421.74

2	सोमिवा श्रीमती उंज्जी गंगा प्रसाद	90 91 94 95	1.915	PB 2	300	4.60	0.70	1.30	3.445	1033.50	51.83	0.00	53566.305	53566.31
	Total		**6.381**		**700**					**2411.50**		**0.00**	**124988.05**	**124988.05**
	G. Total		**36.548**		**3249**					**15028.875**		**160000**	**784549.89**	**944549.891**

2 Chhichiriha Bujurg

Sr. No.	Name of the beneficiary	Khasara No.	Area (ha)	Activity (Proposed)	Length (M)	Breadth (M)	Top width (M)	Height (M)	Cross Section (m2)	E.W. (Cum)	Rate per (Cum)	Safe structure cost (Rs)	E.W. Cost (Rs.)	Total Cost (Rs)
1	सुरिजपाल आदि नन्दलाल ज्ञान सिंह आदि	106 83 197	0.648	SB 5	150	4.60	0.70	1.30	3.445	516.75	51.83	0.00	26783.153	26783.15
2	संन्तोष कुमार आदि	461 475	4.839	SB 21	300	4.60	0.70	1.30	3.445	1033.50	51.83	32000.00	53566.305	85566.31
3	इन्द्रपाल संन्तोष कुमार	603 605	1.391	SB 23	200	4.60	0.70	1.30	3.445	689.00	51.83	0.00	35710.87	35710.87
4	दशरथ प्रसाद आदि	712 714 715	1.759	SB 31	250	4.60	0.70	1.30	3.445	861.25	51.83	32000.00	44638.588	76638.59
5	दशरथ प्रसाद आदि	716	0.656	SB 32	200	4.60	0.70	1.30	3.445	689.00	51.83	0.00	35710.87	35710.87
6	सुरजपाल हनुमान प्रसाद	757 760 761	0.989	SB 34	200	4.60	0.70	1.30	3.445	689.00	51.83	32000.00	35710.87	67710.87
7	सुन्दरलाल हनुमान प्रसाद	775 799 800	0.858	SB 36	150	4.60	0.70	1.30	3.445	516.75	51.83	0.00	26783.153	26783.15
8	उमाशंकर आदि दुर्गा प्रसाद	808 809 740	0.946	SB 37	150	4.60	0.70	1.30	3.445	516.75	51.83	0.00	26783.153	26783.15
9	सुनील कुमार आदि रामबाबू	41 42 45 55	1.426	SB41	250	4.60	0.70	1.30	3.445	816.25	51.83	32000.00	42306.238	74306.24
	Total		**13.512**		**1850**					**6328.25**		**128000.00**	**327993.2**	**455993.20**
1	राममिलन अयोध्या प्रसाद	44 55	2.022	PB 1	300	5.20	0.70	1.50	4.425	1327.50	51.83	0.00	68804.325	68804.33
2	चन्दपाल आदि शिवमंगल	305 242 244	1.016	PB 2	300	5.20	0.70	1.50	4.425	1327.50	51.83	0.00	68804.325	68804.33
3	राजकुमारी विन्दा प्रसाद	24	0.516	PB 3	150	5.20	0.70	1.50	4.425	663.75	51.83	0.00	34402.163	34402.16

4	शिवकुमार छोटेलाल	30 32 36	1.200	PB 4	250	5.20	0.70	1.50	4.425	1106.25	51.83	0.00	57336.938	57336.94
5	शिवमंगल आदि इन्द्रपाल	96 92 91	0.464	PB 5	100	4.60	0.70	1.30	3.445	344.50	51.83	0.00	17855.435	17855.44
6	राम भरोशा कलवतिया आदि	72	0.648	PB 6	250	4.60	0.70	1.30	3.445	816.25	51.83	0.00	42306.238	42306.24
7	ज्ञानसिंह मानसिंह आदि	75	0.490	PB 7	230	4.60	0.70	1.30	3.445	792.35	51.83	0.00	41067.501	41067.50
8	भवानीदीन रामस्वरुप आदि रामशरण शिवसम्पत	198 208 210 218 220 351	1.357	PB 8	300	4.60	0.70	1.30	3.445	1033.50	51.83	0.00	53566.305	53566.31
9	रामस्वरुप आदि अमरसिंह	264 266	0.464	PB 10	150	4.60	0.70	1.30	3.445	516.25	51.83	0.00	26757.238	26757.24
10	इन्द्रपाल रवीशंकर आदि	296 522 525	1.137	PB 11	200	4.60	0.70	1.30		689.00	51.83	0.00	35710.87	35710.87
	Total		**9.314**		**2230**					**8616.85**		**0.00**	**446611.34**	**446611.34**
	G. T		**22.826**		**4080**					**14945.1**		**128000**	**774604.53**	**902604.533**

Sr. No.	Name of the beneficiary	Khasara No.	Area (ha)	Activity (Proposed)	Length (M)	Breadth (M)	Top width (M)	Height (M)	Cross Section (m2)	E.W. (Cum)	Rate per (Cum)	Safe structure cost (Rs)	E.W. Cost (Rs.)	Total Cost (Rs)
1	बद्रीप्रसाद शिवमंगल इन्दपाल आदि	11 12 13 18 20	1.103	CD 1	50	10.00	2.00	2.00	12.00	600.00	53.20	151000.00	31920.00	182920.00
2	इन्दपाल आदि	14 15 16 96 97	2.696	CD 2	100	10.80	2.80	2.00	13.60	1360.00	53.20	190000.00	72352.00	262352.00
3	ज्ञानसिंह मानसिंह आदि	75 101 99	0.675	CD 3	40	10.80	2.80	2.00	13.60	544.00	53.20	151000.00	28940.80	179940.80
4	देवचरन आदि इन्दपाल आदि	231 260	0.455	CD 4	20	10.00	2.00	2.00	12.00	240.00	53.20	151000.00	12768.00	163768.00
5	शिवपाल राममोहन	831 832	2.897	CD 5	40	10.00	2.00	2.00	12.00	480.00	53.20	151000.00	25536.00	176536.00

6				CD 6	30	10.00	2.00	2.00	12.00	360.00	53.20	151000.00	19152.00	170152.00
	Total		**7.826**		**280**					**3584.00**		**945000.00**	**190668.80**	**1135668.80**

1	Checkdam	Crest	7.25							3	641000.00	1923000	0	1923000.00
2	Checkdam	Crest	6							3	471000.00	1413000	0	1413000.00
3	Re-charge well									11	10000.00	110000	0	110000.00
4	Pond									1	386880.00	0	386880	386880.00
	Total											**3446000**	**386880**	**3832880.00**
	GT											**4391000.00**	**577548.80**	**4968548.80**

MNREGA Chhechhriha Khurd

Sr. No.	Name of the beneficiary	Khasara No.	Area (ha)	Activity (Proposed)	Length (M)	Breadth (M)	Top width (M)	Height (M)	Cross Section (m2)	E.W. (Cum)	Rate per (Cum)	Safe structure cost (Rs)	E.W. Cost (Rs.)	Total Cost (Rs)
1	शीतल प्रसाद अवधेश प्रसाद आदि	302 307	0.728	FB 1	300	2.25	0.45	0.60	0.81	243.000	69.60	0	16912.80	16912.80
2	शिवदयाल आदि	764	0.793	FB 2	300	2.25	0.45	0.60	0.81	243.000	69.60	0	16912.80	16912.80
3	श्रीमती केदरिया	808	0.526	FB 3	225	2.25	0.45	0.60	0.81	182.250	69.60	0	12684.60	12684.60
	Total		**2.047**		**825**					**668.250**		**0**	**46510.20**	**46510.20**
1	बृजलाल	677	0.866	CB 1	100	3.20	0.50	0.90	1.665	166.500	69.60	0	11588.40	11588.40
2	पूर्जन, मोतीलाल	672 373	1.304	CB 2	125	3.20	0.50	0.90	1.665	208.125	69.60	0	14485.50	14485.50
3	गंगा छिगुरा	762 763	0.623	CB 3	280	3.20	0.50	0.90	1.665	466.200	69.60	0	32447.52	32447.52
4	प्रेमचन्द ज्ञान चन्द्र	771	1.558	CB 4	125	3.20	0.50	0.90	1.665	208.125	69.60	0	14485.50	14485.50
5	रामप्रकाश ललित आदि	773 775	2.066	CB 5	150	3.20	0.50	0.90	1.665	249.750	69.60	0	17382.60	17382.60
6	होटल बिन्दा देवनाथ	776 777 778	2.425	CB 6	250	3.20	0.50	0.90	1.665	416.250	69.60	0	28971.00	28971.00
7	महेश प्रसाद	817 812	1.380	CB 7	200	3.20	0.50	0.90	1.665	333.000	69.60	0	23176.80	23176.80
8	विरजा अगुनुवा	796 797	1.022	CB 8	150	3.20	0.50	0.90	1.665	249.750	69.60	0	17382.60	17382.60

9	जगना	794	1.112	CB 9	150	3.20	0.50	0.90	1.665	248.750	69.60	0	17313.00	17313.00
10	रामकिशोर आदि	886	1.295	CB 10	125	3.20	0.50	0.90	1.665	208.125	69.60	0	14485.50	14485.50
11	पवन कुमार रमेश आदि	893	0.890	CB 11	125	3.20	0.50	0.90	1.665	208.125	69.60	0	14485.50	14485.50
12	श्यामलाल रज्जू आदि नत्थू रामलाल	973 974	0.988	CB 12	150	3.20	0.50	0.90	1.665	249.750	69.60	0	17382.60	17382.60
13	रामवरन कौशल आदि	997	0.457	CB 13	100	3.20	0.50	0.90	1.665	166.500	69.60	0	11588.40	11588.40
14	सुनील कुमार अनिल कुमार	1009	0.300	CB 14	125	3.20	0.50	0.90	1.665	208.125	69.60	0	14485.50	14485.50
15	अवधेश प्रसाद	1002	1.011	CB 15	150	3.20	0.50	0.90	1.665	249.750	69.60	0	17382.60	17382.60
	Total		**17.297**		**2305**					**3836.825**			**267043.02**	**267043.02**
Sr. No.	**Name of the beneficiary**	**Khasara No.**	**Area (ha)**	**Activity (Proposed)**	**Length (M)**	**Breadth (M)**	**Top width (M)**	**Height (M)**	**Cross Section (m2)**	**E.W. (Cum)**	**Rate per (Cum)**	**Safe structure cost (Rs)**	**E.W. Cost (Rs.)**	**Total Cost (Rs)**
1	शिवप्रसाद आदि	551 553	0.586	SB 1	150	3.90	0.60	1.10	2.475	371.250	69.60	0	25839	25839.00
2	श्यामलाल आदि	638	1.048	SB 2	100	3.90	0.60	1.10	2.475	247.500	69.60	0	17226	17226.00
3	छोटे लाल	627 612	0.351	SB 3	360	3.90	0.60	1.10	2.475	891.000	69.60	32000	62013.6	94013.60
4	माता प्रसाद आदि	615	0.304	SB 4	200	3.90	0.60	1.10	2.475	495.000	69.60	32000	34452	66452.00
5	गुलजार शिवप्रसाद	622 623 624	0.522	SB 5	225	3.90	0.60	1.10	2.475	556.875	69.60	32000	38758.5	70758.50
6	अमर सिंह	614	0.405	SB 6	100	3.90	0.60	1.10	2.475	247.500	69.60	0	17226	17226.00
7	अमृत लाल आदि फूलचन्द्र आदि	619	0.3	SB 7	100	3.90	0.60	1.10	2.475	247.500	69.60	0	17226	17226.00
8	अमृत	644 645	2.31	SB 8	225	3.90	0.60	1.10	2.475	556.875	69.60	32000	38758.5	70758.50
9	अमर सिंह	655	1.068	SB 9	150	3.90	0.60	1.10	2.475	371.250	69.60	0	25839	25839.00
10	देशराज	652	1.42	SB 10	150	3.90	0.60	1.10	2.475	371.250	69.60	0	25839	25839.00
11	राजेन्द्र चुन्ना सऊवा	658 660 661	2.064	SB 11	250	3.90	0.60	1.10	2.475	618.750	69.60	32000	43065	75065.00

12	सोनिया शिवदयाल	755 756 758 759	2.21	SB 12	150	3.90	0.60	1.10	2.475	371.250	69.60	0	25839	25839.00
13	फूलचन्द्र शिवमोहन	978 979	1.092	SB 17	150	3.90	0.60	1.10	2.475	371.250	69.60	0	25839	25839.00
14	रामसजीवन रामभरोशा	838 840 841	0.623	SB 18	200	3.90	0.60	1.10	2.475	495.000	69.60	32000	34452	66452.00
15	रवीशंकर आदि बालेश्वर प्रसाद रामप्रसाद	831	0.259	SB 19	150	3.90	0.60	1.10	2.475	371.250	69.60	0	25839	25839.00
16	लक्ष्मीकान्त	738	1.133	SB 20	250	3.90	0.60	1.10	2.475	618.750	69.60	32000	43065	75065.00
17	रामशरण रमाकान्त आदि	721 722 723	2.95	SB 21	250	3.90	0.60	1.10	2.475	618.750	69.60	32000	43065	75065.00
	Total		**18.645**		**3160**					**7821.000**		**256000**	**544341.6**	**800341.60**

Sr. No.	Name of the beneficiary	Khasara No.	Area (ha)	Activity (Proposed)	Length (M)	Breadth (M)	Top width (M)	Height (M)	Cross Section (m2)	E.W. (Cum)	Rate per (Cum)	Safe structure cost (Rs)	E.W. Cost (Rs.)	Total Cost (Rs)
1	श्रमती जगदेयीय	714	0.227	SB 22	100	3.90	0.60	1.10	2.475	247.500	69.60	0.00	17226	17226.00
2	रामसजीवन संजय कुमार	712 713	1.811	SB 23	225	3.90	0.60	1.10	2.475	556.875	69.60	32000.00	38758.5	70758.50
3	लक्ष्मीकान्त	324	0.922	SB 24	170	3.90	0.60	1.10	2.475	420.750	69.60	0.00	29284.2	29284.20
4	रामगनेश लालजी	670 663	2.909	SB 25	325	3.90	0.60	1.10	2.475	804.375	69.60	32000.00	55984.5	87984.50
5	सत्यनरायन जगदीश	671 669	1.008	SB 26	300	3.90	0.60	1.10	2.475	742.500	69.60	32000.00	51678	83678.00
	Total		**6.877**							**2772.00**		**96000.00**	**192931.20**	**288931.20**
1	अवधेश प्रसाद मेवालाल कलसवा	700 701 704	2.383	SB 27	250	3.90	0.60	1.10	2.475	618.75	69.60	32000.00	43065	75065.00
2	जगदीश आदि	698	0.389	SB 28	150	3.90	0.60	1.10	2.475	371.25	69.60	0.00	25839	25839.00

3	शिवकुमार	313	1.079	SB 29	150	3.90	0.60	1.10	2.475	371.25	69.60	0.00	25839	25839.00
4	शिवकुमार	313	1.079	SB 30	150	3.90	0.60	1.10	2.475	371.25	69.60	0.00	25839	25839.00
5		329		SB 31	160	3.90	0.60	1.10	2.475	396	69.60	0.00	27561.6	27561.60
6	अशोक कुमार	301	2.558	SB 32	200	3.90	0.60	1.10	2.475	495	69.60	32000.00	34452	66452.00
7		300		SB 33	150	3.90	0.60	1.10	2.475	3771.25	69.60	0.00	262479	262479.00
8	बाबूलाल	298	0.665	SB 34	325	3.90	0.60	1.10	2.475	804.375	69.60	32000.00	55984.5	87984.50
9	बृजलाल	299	1.825	SB 35	300	3.90	0.60	1.10	2.475	742.5	69.60	32000.00	51678	83678.00
10	बाबूलाल	298	2	SB 36	200	3.90	0.60	1.10	2.475	495	69.60	32000.00	34452	66452.00
11	रामलाल आदि	272	0.502	SB 37	250	3.90	0.60	1.10	2.475	618.75	69.60	32000.00	43065	75065.00
12	बाबूलाल लवलेश	296 295	0.587	SB 39	250	3.90	0.60	1.10	2.475	618.75	69.60	32000.00	43065	75065.00
13	बाबूलाल	298	2	SB 40	180	3.90	0.60	1.10	2.475	445.5	69.60	32000.00	31006.8	63006.80
14	छेदीलाल	573	0.765	SB 41	300	3.90	0.60	1.10	2.475	742.5	69.60	32000.00	51678	83678.00
15	साहब पुत्र गफूर	517	1.696	SB 42	150	3.90	0.60	1.10	2.475	371.25	69.60	0.00	25839	25839.00
16	अवधेश सिंह आदि	576	1.197	SB 43	100	3.90	0.60	1.10	2.475	247.5	69.60	0.00	17226	17226.00
17	अवधेश सिंह आदि	576	1.197	SB 44	150	3.90	0.60	1.10	2.475	371.25	69.60	0.00	25839	25839.00
18	लक्ष्मीकान्त	578	1.113	SB 45	250	3.90	0.60	1.10	2.475	618.75	69.60	32000.00	43065	75065.00
19	ओमनरायन आदि	580	0.934	SB 46	175	3.90	0.60	1.10	2.475	433.125	69.60	32000.00	30145.5	62145.50
20	बिन्दा	583		SB 47	250	3.90	0.60	1.10	2.475	618.75	69.60	32000.00	43065	75065.00
	Total		**21.969**							**13522.75**		**384000.00**	**941183.4**	**1325183.40**
	GT		**28.846**							**16294.75**		**480000.00**	**1134114.6**	**1614114.6**

Sr. No.	Name of the beneficiary	Khasara No.	Area (ha)	Activity (Proposed)	Length (M)	Breadth (M)	Top width (M)	Height (M)	Cross Section (m2)	E.W. (Cum)	Rate per (Cum)	Safe structure cost (Rs)	E.W. Cost (Rs.)	Total Cost (Rs)
1	दिनेश सिंह आदि	681	1.291	SB48	150	3.90	0.06	1.10	2.475	371.25	69.60	0.00	25839	25839.00
2	सुरेश सिंह आदि	680	1.109	SB49	200	3.90	0.06	1.10	2.475	495.00	69.60	32000.00	34452	66452.00
	Total		**2.4**		**350**					**866.25**		**32000.00**	**60291**	**92291.00**

1	रामकृष्ण अमर सिंह आदि	601 610 609 608	1.665	PB 2	300	4.60	0.07	1.30	3.445	1033.50	69.60	0.00	71931.6	71931.60
2	श्रीमती रानीसिंह	581	0.380	PB 6	150	4.60	0.07	1.30	3.445	516.75	69.60	0.00	35965.8	35965.80
3	शिवसहाय रामनाथ	317	0.648	PB 7	50	4.60	0.07	1.30	3.445	172.25	69.60	0.00	11988.6	11988.60
	Total		**2.693**							**1722.50**		**0.00**	**119886**	
1	रामस्वरुप आदि	50	0.193	FB 1	125	2.25	0.45	0.60	0.81	101.25	69.60	0.00	7047	7047.00
2	चन्द्रपाल सम्पतिया वल्देव आदि	63 64	0.555	FB 2	300	2.25	0.45	0.60	0.81	243.00	69.60	0.00	16912.8	16912.80
3	रामभरोसा आदि	238	0.324	FB 3	125	2.25	0.45	0.60	0.81	101.25	69.60	0.00	7047	7047.00
4	चन्द्रपाल	260	0.446	FB 4	300	2.25	0.45	0.60	0.81	343.00	69.60	0.00	23872.8	23872.80
5	रीवशंकर प्रेमशंकर आदि	297	0.016	FB 5	150	2.25	0.45	0.60	0.81	121.50	69.60	0.00	8456.4	8456.40
6	इन्द्रपाल आदि	344	0.315	FB 6	150	2.25	0.45	0.60	0.81	121.50	69.60	0.00	8456.4	8456.40
7	मुन्नी लाल आदि	337	0.158	FB 7	150	2.25	0.45	0.60	0.81	212.50	69.60	0.00	14790	14790.00
8	दीनदयाल	402	0.306	FB 8	150	2.25	0.45	0.60	0.81	212.50	69.60	0.00	14790	14790.00
9	ज्ञानसिंह आदि	883	0.053	FB 9	175	2.25	0.45	0.60	0.81	141.75	69.60	0.00	9865.8	9865.80
10	छोटा भगवानदीन	705 706	0.674	FB 10	250	2.25	0.45	0.60	0.81	202.50	69.60	0.00	14094	14094.00
11	राजकरन बृजलाल रामसजीवन	650 654	0.823	FB 11	300	2.25	0.45	0.60	0.81	243.00	69.60	0.00	16912.8	16912.80
	Total		**3.863**		**2675**					**2043.75**		**0.00**	**142245**	**142245.00**

Sr. No.	Name of the beneficiary	Khasara No.	Area (ha)	Activity (Proposed)	Length (M)	Breadth (M)	Top width (M)	Height (M)	Cross Section (m2)	E.W. (Cum)	Rate per (Cum)	Safe structure cost (Rs)	E.W. Cost (Rs.)	Total Cost (Rs)
1	शिवसम्पत रामचन्द्र	363 350	0.122	CB 1	120	3.20	0.50	0.90	1.665	199.800	69.60	0.00	13906.08	13906.08
2	रामसजीवन रामशरण	376 329	0.464	CB 2	150	3.20	0.50	0.90	1.665	249.750	69.60	0.00	17382.6	17382.60
3	चन्द्रपाल आदि	407	0.394	CB 3	125	3.20	0.50	0.90	1.665	208.125	69.60	0.00	14485.5	14485.50
4	इन्द्रपाल रामलाल	445 446	0.456	CB 4	125	3.20	0.50	0.90	1.665	208.125	69.60	0.00	14485.5	14485.50
5	दुर्गाप्रसाद सत्यनारायण	729/1 729/2	0.227	CB 5	100	3.20	0.50	0.90	1.665	166.500	69.60	0.00	11588.4	11588.40
6	रामसजीवन	652 653	0.683	CB 6	150	3.20	0.50	0.90	1.665	249.750	69.60	0.00	17382.6	17382.60
7	सूरजपाल	634 635	0.561	CB 7	150	3.20	0.50	0.90	1.665	249.750	69.60	0.00	17382.6	17382.60
	Total		**2.907**		**920**					**1531.800**		**0.00**	**106613.28**	**106613.28**
1	रामपाल इन्द्रपाल	20/2	0.079	SB 1	100	3.90	0.60	1.10	2.475	247.500	69.60	0.00	17226	17226.00
2	रामचन्द्र देवकुमार आदि	5	1.146	SB 2	125	3.90	0.60	1.10	2.475	309.375	69.60	0.00	21532.5	21532.50
3	कामताप्रसाद देवचरन	120 123	1.313	SB 3	250	3.90	0.60	1.10	2.475	618.750	69.60	32000.00	43065	75065.00
4	सुरिजपाल बन्दलाल	107/1 107/2	0.158	SB 4	125	3.90	0.60	1.10	2.475	309.375	69.60	0.00	21532.5	21532.50
5	चन्द्रपाल राममूरत	126	1.231	SB 6	150	3.90	0.60	1.10	2.475	371.250	69.60	0.00	25839	25839.00
6	रामशरण	215	0.394	SB 7	150	3.90	0.60	1.10	2.475	371.250	69.60	0.00	25839	25839.00
7	रामशरण	216	0.385	SB 8	150	3.90	0.60	1.10	2.475	371.250	69.60	0.00	25839	25839.00
8	शिवमंगल	147	0.613	SB 9	125	3.90	0.60	1.10	2.475	309.375	69.60	0.00	21532.5	21532.50
9	देवचरन आदि	141 138/2	1.383	SB 10	200	3.90	0.60	1.10	2.475	495.000	69.60	32000.00	34452	66452.00

10	देवचरन आदि	135 138/1	0.49	SB 11	170	3.90	0.60	1.10	2.475	420.750	69.60	32000.00	29284.2	61284.20
11	खेमराजसिंह हरीमोहन आदि	444 447	0.884	SB 12	200	3.90	0.60	1.10	2.475	495.000	69.60	32000.00	34452	66452.00
12	नन्दलाल देक्चरन	435/1 435/2	0.806	SB 13	100	3.90	0.60	1.10	2.475	247.500	69.60	0.00	17226	17226.00
13	देवचरन आदि	434	0.735	SB 14	150	3.90	0.60	1.10	2.475	371.250	69.60	0.00	25839	25839.00
14	रामसनेही मुन्नीलाल	436 455	0.709	SB 15	200	3.90	0.60	1.10	2.475	495.000	69.60	32000.00	34452	66452.00
	Total		**10.326**		**2195**					**5432.625**		**160000.00**	**378110.7**	**538110.70**
	GT		**13.233**		**3115**					**6964.425**		**160000**	**484723.98**	**644723.98**

Sr. No.	Name of the beneficiary	Khasara No.	Area (ha)	Activity (Proposed)	Length (M)	Breadth (M)	Top width (M)	Height (M)	Cross Section (m2)	E.W. (Cum)	Rate per (Cum)	Safe structure cost (Rs)	E.W. Cost (Rs.)	Total Cost (Rs)
1	मुन्नीलाल आदि	437	0.613	SB 16	175	3.90	0.60	1.10	2.475	433.125	69.60	0.00	30145.5	30145.50
2	मतरुक मुन्नीलाल सूरजा प्रसाद	457 460	1.629	SB 17	150	3.90	0.60	1.10	2.475	371.250	69.60	0.00	25839	25839.00
3	श्रीमती राजन रामसनेही	463 470	1.824	SB 18	200	3.90	0.60	1.10	2.475	495.000	69.60	32000.00	34452	66452.00
4	इन्द्रजीत आदि अरजो प्रसाद	465 469	1.146	SB 19	175	3.90	0.60	1.10	2.475	433.125	69.60	0.00	30145.5	30145.50
5	रामभोला गया प्रसाद	450	0.551	SB 20	100	3.90	0.60	1.10	2.475	247.500	69.60	0.00	17226	17226.00
6	सन्तोष कुमार देवचरन	472 474	1.129	SB 22	200	3.90	0.60	1.10	2.475	495.000	69.60	32000.00	34452	66452.00
7	सूरजपाल	610 622 623	2.393	SB 24	300	3.90	0.60	1.10	2.475	742.500	69.60	32000.00	51678	83678.00
8	रमाशंकर सूरजपाल आदि	620 668	1.462	SB 25	170	3.90	0.60	1.10	2.475	420.750	69.60	32000.00	29284.2	61284.20

9	हनुमानप्रसाद	621 627 626	1.497	SB 26	250	3.90	0.60	1.10	2.475	618.750	69.60	32000.00	43065	75065.00
10	रामखेलावन शिवपाल	666 667	1.129	SB 27	150	3.90	0.60	1.10	2.475	371.250	69.60	0.00	25839	25839.00
11	शिवपाल	664	0.534	SB 28	125	3.90	0.60	1.10	2.475	309.375	69.60	0.00	21532.5	21532.50
12	दुखीवा	659	0.648	SB 29	125	3.90	0.60	1.10	2.475	309.375	69.60	0.00	21532.5	21532.50
13	मजन बृजभूषण भूल्लू	646 647 648 700	2.066	SB 30	300	3.90	0.60	1.10	2.475	742.500	69.60	32000.00	51678	83678.00
14	सूरजपाल	756	0.7	SB 33	150	3.90	0.60	1.10	2.475	371.250	69.60	0.00	25839	25839.00
15	बैजनाथ दुर्गा प्रसाद	776 777 778	0.341	SB 35	250	3.90	0.60	1.10	2.475	618.750	69.60	32000.00	43065	75065.00
16	राममोहन	832	1.024	SB 38	125	3.90	0.60	1.10	2.475	309.375	69.60	0.00	21532.5	21532.50
17	अयोध्याप्रसाद जयशंकर	933	0.98	SB 39	200	3.90	0.60	1.10	2.475	495.000	69.60	32000.00	34452	66452.00
18	चन्द्रपाल सिंह आदि	301 302 303	0.63	SB 40	150	3.90	0.60	1.10	2.475	371.250	69.60	0.00	25839	25839.00
	Total		**20.296**		**3295**					**8155.125**		**256000.00**	**567596.7**	**823596.70**
	Bhabhamafi													
Sr. No.	**Name of the beneficiary**	**Khasara No.**	**Area (ha)**	**Activity (Proposed)**	**Length (M)**	**Breadth (M)**	**Top width (M)**	**Height (M)**	**Cross Section (m2)**	**E.W. (Cum)**	**Rate per (Cum)**	**Safe structure cost (Rs)**	**E.W. Cost (Rs.)**	**Total Cost (Rs)**
1	रामशरण देवचरन	225 232	0.132	PB 9	250	3.90	0.60	1.10	3.445	861.250	69.60	0.00	59943	59943.00
1	नर्वदाप्रसाद गऊदीन	211 206	2.538	CB 1	200	3.20	0.50	0.90	1.665	333.00	69.60	0.00	23176.8	23176.80
2	नर्वदाप्रसाद	212	2.225	CB 2	250	3.20	0.50	0.90	1.665	416.25	69.60	0.00	28971	28971.00
3	नर्वदाप्रसाद	212	2.225	CB 3	300	3.20	0.50	0.90	1.665	499.50	69.60	0.00	34765.2	34765.20

4	लालता प्रसाद रामऔतार	46 49	1.644	CB 4	200	3.20	0.50	0.90	1.665	333.00	69.60	0.00	23176.8	23176.80
5	उमाशंकर आदि छेदीलाल	64 65	2.789	CB 5	250	3.20	0.50	0.90	1.665	416.25	69.60	0.00	28971	28971.00
6	कल्लू	71	1.006	CB 6	125	3.20	0.50	0.90	1.665	208.13	69.60	0.00	14485.5	14485.50
7	उमाशंकर गौरीशंकर	54	1.481	CB 7	100	3.20	0.50	0.90	1.665	166.50	69.60	0.00	11588.4	11588.40
1	भोलाप्रसाद आदि	167 172	1.106	SB 1	200	3.60	0.60	1.00	2.10	420.00	69.60	0.00	29232	29232.00
2	उमाशंकर आदि छेदीलाल	174 189	2.896	SB 2	200	3.60	0.60	1.00	2.10	420.00	69.60	0.00	29232	29232.00
3	देशराज	188	0.214	SB 3	200	3.60	0.60	1.00	2.10	420.00	69.60	32000.00	29232	61232.00
4	शिवशंकर	187	0.214	SB 4	200	3.60	0.60	1.00	2.10	420.00	69.60	0.00	29232	29232.00
5	शिवशंकर देशराज	185 186	0.344	SB 5	100	3.60	0.60	1.00	2.10	210.00	69.60	0.00	14616	14616.00
6	रामसिया जगन	198 200	1.709	SB 6	200	3.60	0.60	1.00	2.10	420.00	69.60	32000.00	29232	61232.00
7	रामसिया जगन	198 200	1.709	SB 7	200	3.60	0.60	1.00	2.10	420.00	69.60	0.00	29232	29232.00
8	शुकुरुवा मोण्डी	220	0.801	SB 8	150	3.60	0.60	1.00	2.10	315.00	69.60	0.00	21924	21924.00
9	भोलाप्रसाद आदि	223	1.906	SB 9	250	3.60	0.60	1.00	2.10	525.00	69.60	32000.00	36540	68540.00
10	नवनकिशोर	229	0.708	SB 10	250	3.60	0.60	1.00	2.10	525.00	69.60	32000.00	36540	68540.00
11	भवानीदीन आदि	111	0.51	SB 11	200	3.60	0.60	1.00	2.10	420.00	69.60	0.00	29232	29232.00
12	हीरा गया प्रसाद	84 85	1.068	SB 12	260	3.60	0.60	1.00	2.10	546.00	69.60	32000.00	38001.6	70001.60
	Total		**27.225**		**4085**					**8294.875**		**160000.00**	**577323.3**	**737323.30**
	Bhounri													
Sr. No.	**Name of the beneficiary**	**Khasara No.**	**Area (ha)**	**Activity (Proposed)**	**Length (M)**	**Breadth (M)**	**Top width (M)**	**Height (M)**	**Cross Section (m2)**	**E.W. (Cum)**	**Rate per (Cum)**	**Safe structure cost (Rs)**	**E.W. Cost (Rs.)**	**Total Cost (Rs)**
1	जागेश्वरी आदि	11	4.535	SB 1	250	3.60	0.60	1.00	2.10	525.00	69.60	32000.00	36540	68540.00

2	अवधेश प्रसाद नरेश	9 10	2.61	SB 2	350	3.60	0.60	1.00	2.10	735.00	69.60	32000.00	51156	83156.00
3	दशरथ रामरतन आदि	22 21	1.409	SB 3	300	3.60	0.60	1.00	2.10	630.00	69.60	32000.00	43848	75848.00
4	हताशन प्रकाश	11	4	SB 4	200	3.60	0.60	1.00	2.10	420.00	69.60	32000.00	29232	61232.00
5	हताशन प्रकाश	11	4	SB 5	175	3.60	0.60	1.00	2.10	376.50	69.60	32000.00	26204.4	58204.40
6	नरेश प्रसाद	42	0.902	SB 6	175	3.60	0.60	1.00	2.10	376.50	69.60	32000.00	26204.4	58204.40
7	जयशंकर आदि	62	2.715	SB 7	150	3.60	0.60	1.00	2.10	315.00	69.60	32000.00	21924	53924.00
8	उमाशंकर विजय शंकर	74 75	2.735	SB 8	275	3.60	0.60	1.00	2.10	577.50	69.60	32000.00	40194	72194.00
9	अयोध्याप्रसाद	93	0.254	SB 9	200	3.60	0.60	1.00	2.10	420.00	69.60	32000.00	29232	61232.00
10	हरीशंकर	169	0.49	SB 10	150	3.60	0.60	1.00	2.10	315.00	69.60	32000.00	21924	53924.00
11	रामनरेश हनुमान	158	3.238	SB 11	150	3.60	0.60	1.00	2.10	315.00	69.60	32000.00	21924	53924.00
12	रमाशंकर विमलादेवी	175 176	3.662	SB 12	300	3.60	0.60	1.00	2.10	630.00	69.60	32000.00	43848	75848.00
13	रमाशंकर रामसजीवन	175 176 177	0.628	SB 13	300	3.60	0.60	1.00	2.10	630.00	69.60	32000.00	43848	75848.00
14	विमला देवी	191	1.598	SB 14	125	3.60	0.60	1.00	2.10	262.50	69.60	32000.00	18270	50270.00
15	सवरिया	148 147 146	2.446	SB 15	150	3.60	0.60	1.00	2.10	315.00	69.60	32000.00	21924	53924.00
16	दुर्गा प्रसाद	143	1.072	SB 16	100	3.60	0.60	1.00	2.10	210.00	69.60	32000.00	14616	46616.00
	Total		**36.294**							**7053**		**512000**	**490888.8**	**1002888.8**
	Kanchanpur													
1	राजनरायन छोटेलाल	61 62	0.786	FB 1	300	2.25	0.45	0.6	0.81	243.00	69.60	0.00	16912.8	16912.80
2	सुन्दर लाल	81 82	0.866	FB 2	300	2.25	0.45	0.6	0.81	243.00	69.60	0.00	16912.8	16912.80
	Total		**1.652**		**600**					**486**		**0**	**33825.6**	**33825.6**

Ragauli

Sr. No.	Name of the beneficiary	Khasara No.	Area (ha)	Activity (Proposed)	Length (M)	Breadth (M)	Top width (M)	Height (M)	Cross Section (m2)	E.W. (Cum)	Rate per (Cum)	Safe structure cost (Rs)	E.W. Cost (Rs.)	Total Cost (Rs)
1	रामलखन	75	0.595	SB 1	150	3.90	0.60	1.10	2.475	371.250	69.60	32000.00	25839	57839.00
2	रामसनेही	68	0.474	SB 2	125	3.90	0.60	1.10	2.475	309.375	69.60	0.00	21532.5	21532.50
3	छोटा	69	0.684	SB 3	125	3.90	0.60	1.10	2.475	309.375	69.60	0.00	21532.5	21532.50
4	कामता प्रसाद आदि	76	1.755	SB 4	150	3.90	0.60	1.10	2.475	371.250	69.60	32000.00	25839	57839.00
5	मिथलेश कुमार आदि	79	1.388	SB 5	150	3.90	0.60	1.10	2.475	371.250	69.60	0.00	25839	25839.00
6	मिथलेश कुमार आदि	79	1.388	SB 6	150	3.90	0.60	1.10	2.475	371.250	69.60	0.00	25839	25839.00
7	भजन शिवभूषण आदि	85	1.505	SB 7	200	3.90	0.60	1.10	2.475	495.000	69.60	32000.00	34452	66452.00
8	रामनरेश चुन्नालाल	88	1.189	SB 8	125	3.90	0.60	1.10	2.475	309.375	69.60	0.00	21532.5	21532.50
	Total		**8.978**		**1175**					**2908.125**		**96000**	**202405.5**	**298405.5**
1	चन्द्रिका प्रसाद	2384	0.45	FB 1	150	2.25	0.45	0.6	0.81	121.500	69.60	0.00	8456.4	8456.40
2	माताप्रसाद जगन्नाथ	2423 2424	0.79	FB 2	125	2.25	0.45	0.6	0.81	101.500	69.60	0.00	7064.4	7064.40
3	मु0 जशोदिया	2411	0.231	FB 3	125	2.25	0.45	0.6	0.81	101.250	69.60	0.00	7047	7047.00
4	रज्जन	2468	0.405	FB 4	150	2.25	0.45	0.6	0.81	121.500	69.60	0.00	8456.4	8456.40
5	माताबदल	2473	2.105	FB 5	450	2.25	0.45	0.6	0.81	364.500	69.60	0.00	25369.2	25369.20
6	शिवप्रताप	2497 2496 2551	0.781	FB 6	250	2.25	0.45	0.6	0.81	202.500	69.60	0.00	14094	14094.00
7	रामप्रताप	2507 2506	3.171	FB 7	550	2.25	0.45	0.6	0.81	445.500	69.60	0.00	31006.8	31006.80
	Total		**7.933**							**1458.25**		**0**	**101494.2**	**101494.2**
1	बोडी	1006	0.581	CB 1	180	3.20	0.50	0.90	1.665	299.700	69.60	0.00	20859.12	20859.12

2	रामबहादुर आदि	1006 1007 1009	0.256	CB 2	350	3.20	0.50	0.90	1.665	582.750	69.60	0.00	40559.4	40559.40
3	रामभवन	1072	0.639	CB 3	180	3.20	0.50	0.90	1.665	299.700	69.60	0.00	20859.12	20859.12
4	याम सुन्दर	2429	1.106	CB 4	150	3.20	0.50	0.90	1.665	249.750	69.60	0.00	17382.6	17382.60
5	रधुवंशकुमार	2428	1	CB 5	150	3.20	0.50	0.90	1.665	249.750	69.60	0.00	17382.6	17382.60
	Total		**3.582**		**1010**					**1681.65**		**0**	**117042.84**	**117042.84**
	GT		**20.493**		**2185**					**6048.025**		**96000**	**420942.54**	**516942.54**
	Ragauli													
Sr. No.	**Name of the beneficiary**	**Khasara No.**	**Area (ha)**	**Activity (Proposed)**	**Length (M)**	**Breadth (M)**	**Top width (M)**	**Height (M)**	**Cross Section (m2)**	**E.W. (Cum)**	**Rate per (Cum)**	**Safe structure cost (Rs)**	**E.W. Cost (Rs.)**	**Total Cost (Rs)**
1	रामेश्वर प्रसाद	2433	0.275	CB 6	100	3.20	0.50	0.90	1.665	1681.650	69.60	0.00	117042.84	117042.84
2	ाारदा प्रसाद	2434	0.33	CB 7	100	3.20	0.50	0.90	1.665	166.500	69.60	0.00	11588.4	11588.40
	श्रीमती रेखा देवी	2435	0.339	CB 8	100	3.20	0.50	0.90	1.665	166.500	69.60	0.00	11588.4	11588.40
	Total		**0.944**		**300**					**2014.65**		**0**	**140219.64**	**140219.64**
1	श्रीमती बुधिवा देवी	723	1.331	SB 1	225	3.90	0.60	1.10	2.475	2181.150	69.60	32000.00	151808.04	183808.04
2	बोडी	1006	0.583	SB 2	170	3.90	0.60	1.10	2.475	556.875	69.60	32000.00	38758.5	70758.50
3	रामबहादुर आदि	1007	0.756	SB 3	175	3.90	0.60	1.10	2.475	420.750	69.60	32000.00	29284.2	61284.20
4	रामऔतार	1018	0.363	SB 4	125	3.90	0.60	1.10	2.475	433.125	69.60	0.00	30145.5	30145.50
5	गोविन्द प्रसाद	1000	0.787	SB 5	100	3.90	0.60	1.10	2.475	309.375	69.60	0.00	21532.5	21532.50
6	गजराज बद्री प्रसाद	1001 1002	0.706	SB 6	100	3.90	0.60	1.10	2.475	247.500	69.60	0.00	17226	17226.00
7	कृष्णदेव	956	1.751	SB 7	200	3.90	0.60	1.10	2.475	247.500	69.60	32000.00	17226	49226.00
8	रामेश्वर प्रसाद	1037 1034	4.281	SB 8	300	3.90	0.60	1.10	2.475	495.000	69.60	32000.00	34452	66452.00
9	रामेश्वर प्रसाद	1037	4.281	SB 9	350	3.90	0.60	1.10	2.475	742.500	69.60	32000.00	51678	83678.00
10	अशोक कुमार कमलादेवी	2442	1.308	SB 10	125	3.90	0.60	1.10	2.475	866.250	69.60	0.00	60291	60291.00

11	बैजनाथ श्यामसुन्दर	2447 2448	0.515	SB 11	100	3.90	0.60	1.10	2.475	309.375	69.60	0.00	21532.5	21532.50
12	रामसजीवन नवीन परती	2443 2446	1.171	SB 12	150	3.90	0.60	1.10	2.475	247.500	69.60	0.00	17226	17226.00
13	चुनवाद	2406	1.312	SB 13	100	3.90	0.60	1.10	2.475	371.250	69.60	0.00	25839	25839.00
14	सदवता	2404	0.334	SB 14	120	3.90	0.60	1.10	2.475	247.500	69.60	0.00	17226	17226.00
15		203	0.775	SB 15	100	3.90	0.60	1.10	2.475	297.000	69.60	0.00	20671.2	20671.20
16	रामेश्वर	2402	0.834	SB 16	100	3.90	0.60	1.10	2.475	247.500	69.60	0.00	17226	17226.00
17	चितरंजन	2401	0.833	SB 17	80	3.90	0.60	1.10	2.475	247.500	69.60	0.00	17226	17226.00
18	राममिलन जमुना प्रसादकोदाप्रसाद	2588 2589 2590	2.203	SB 18	275	3.90	0.60	1.10	2.475	680.625	69.60	32000.00	47371.5	79371.50
19	कंशवप्रसाद आदि	2591	4.569	SB 19	200	3.90	0.60	1.10	2.475	495	69.60	32000.00	34452	66452.00
20	केशवप्रसाद आदि	2591	4.569	SB 20	200	3.90	0.60	1.10	2.475	495	69.60	32000.00	34452	66452.00
21	श्रीमती चुन्नी	2569	0.533	SB 21	100	3.90	0.60	1.10	2.475	247.5	69.60	0.00	17226	17226.00
22	शिवप्रताप	2568	4.574	SB 22	170	3.90	0.60	1.10	2.475	420.75	69.60	32000.00	29284.2	61284.20
23	शिवप्रताप	2568	4.574	SB 23	175	3.90	0.60	1.10	2.475	433.125	69.60	32000.00	30145.5	62145.50
24	गजाधर	2563	1	SB 24	250	3.90	0.60	1.10	2.475	618.75	69.60	32000.00	43065	75065.00
25	रुद्रप्रताप	2556	0.763	SB 25	100	3.90	0.60	1.10	2.475	247.5	69.60	0.00	17226	17226.00
26	सुरेश प्रसाद	2557	0.834	SB 26	100	3.90	0.60	1.10	2.475	247.5	69.60	0.00	17226	17226.00
27	श्रीमती चुन्नी योगेन्द्र	2547	0.762	SB 27	150	3.90	0.60	1.10	2.475	371.25	69.60	0.00	25839	25839.00
28	रामसुमेर	2536	0.339	SB 28	150	3.90	0.60	1.10	2.475	371.25	69.60	0.00	25839	25839.00
29	मोहनलाल	2532 2534	1.205	SB 29	100	3.90	0.60	1.10	2.475	247.5	69.60	0.00	17226	17226.00
30	प्रेमनरायन	2518	0.757	SB 30	125	3.90	0.60	1.10	2.475	309.375	69.60	0.00	21532.5	21532.50
	Total		**48.603**		**4715**					**13652.775**		**384000**	**950233.14**	**1334233.14**
	GT		**49.547**		**5015**					**15667.425**		**384000**	**1090452.8**	**1474452.78**

Kothilahai

Sr. No.	Name of the beneficiary	Khasara No.	Area (ha)	Activity (Proposed)	Length (M)	Breadth (M)	Top width (M)	Height (M)	Cross Section (m2)	E.W. (Cum)	Rate per (Cum)	Safe structure cost (Rs)	E.W. Cost (Rs.)	Total Cost (Rs)
1	मजान आदि रामप्यारी	89/1 89/2	0.842	FB 1	200	2.25	0.45	0.60	0.81	162.000	69.60	0	11275.2	11275.20
2	श्रीमती नन्ही मुशी आदि	87	0.473	FB 2	200	2.25	0.45	0.60	0.81	162.000	69.60	0	11275.2	11275.20
3	चन्द्रपाल आदि कलमतिया	185/1 185/2	0.491	FB 3	150	2.25	0.45	0.60	0.81	121.500	69.60	0	8456.4	8456.40
4	वेनीमाधव	97	0.324	FB 4	100	2.25	0.45	0.60	0.81	81.000	69.60	0	5637.6	5637.60
5	महेश्वरी जौहरीलाल	96 107	0.403	FB 5	150	2.25	0.45	0.60	0.81	121.500	69.60	0	8456.4	8456.40
6	श्रीमती नन्ही मुशी आदि	154	0.332	FB 6	100	2.25	0.45	0.60	0.81	81.000	69.60	0	5637.6	5637.60
	Total		**2.865**		**900**					**729.000**		**0**	**50738.4**	**50738.40**
1	वेनी माधव	44	0.744	SB 1	150	3.90	0.60	1.10	2.475	371.250	69.60	32000.00	25839	57839.00
2	कैरा रामचन्द्र	48 56	866	SB 2	100	3.90	0.60	1.10	2.475	247.500	69.60	0.00	17226	17226.00
3	कौरा आदि	58 59 60	1.278	SB 3	200	3.90	0.60	1.10	2.475	495.000	69.60	32000.00	34452	66452.00
4	चुन्नालाल बेनीमाधव	65 66	1.75	SB 4	250	3.90	0.60	1.10	2.475	618.750	69.60	32000.00	43065	75065.00
5	चम्पादेवी मईयालाल आदि	611 612 613	1.112	SB 5	200	3.90	0.60	1.10	2.475	495.000	69.60	32000.00	34452	66452.00
6	जगनाथ	617/1 617/2	0.569	SB 6	170	3.90	0.60	1.10	2.475	420.000	69.60	32000.00	29232	61232.00

7	कैरा	68 69 70 71	1.548	SB 7	225	3.90	0.60	1.10	2.475	556.875	69.60	32000.00	38758.5	70758.50
8	सुन्दरलाल गाजीनत्थूराम	84 81 80 78	841	SB 8	200	3.90	0.60	1.10	2.475	495.000	69.60	32000.00	34452	66452.00
9	प्रेमचन्द्र कलमतिया	86 83	1.304	SB 9	100	3.90	0.60	1.10	2.475	247.500	69.60	0.00	17226	17226.00
10	छेदीलाल	76	0.376	SB 10	100	3.90	0.60	1.10	2.475	247.500	69.60	0.00	17226	17226.00
11	दर्शन मु0 सोनिया	221 184	0.403	SB 11	125	3.90	0.60	1.10	2.475	309.375	69.60	0.00	21532.5	21532.50
12	बेनीमाधव	105	0.884	SB 12	100	3.90	0.60	1.10	2.475	247.500	69.60	0.00	17226	17226.00
13	सुरतिया मंशी नन्ही	145 151 152	0.298	SB 13	100	3.90	0.60	1.10	2.475	247.500	69.60	0.00	17226	17226.00
14	गंगा प्रसाद	156	0.315	SB 14	125	3.90	0.60	1.10	2.475	309.375	69.60	0.00	21532.5	21532.50
15	मु0 सोनिया जौहरी लाल	195 196	0.665	SB 15	100	3.90	0.60	1.10	2.475	247.500	69.60	0.00	17226	17226.00
16	बेनीमाधव	193 199	0.604	SB 16	125	3.90	0.60	1.10	2.475	309.375	69.60	0.00	21532.5	21532.50
17	बेनीमाधव मु0 सोनिया	178 200	0.621	SB 17	175	3.90	0.60	1.10	2.475	433.125	69.60	32000.00	30145.5	62145.50
	Total		**1719.471**		**2545**					**6298.125**		**256000.00**	**438349.5**	**694349.50**
	GT		**1722.336**		**3445**					**7027.125**		**256000**	**489087.9**	**745087.9**

4. MWS- Budha

Village - Chhichhariya Khurd

S.N.	Name of the beneficiary	Caste SC-ST/Others	Khasara No	Area (ha)	Activity Proposed	Length (M)	Breadth (M)	Top width (M)	Height (M)	Cross Section (m2)	E.W. (Cum)	Rateper (Cum)	Safe structure no & cost	E W Cost (Rs.)	Total Cost (Rs)
1	2	2(a)	3	4	5	6	7	8	9	10	11	12	13	14	15
1	Saheba	OBC	532	0.008	FB 1	50	2.75	0.5	0.75	1.22	61.00	69.6	0	4245.60	4245.60
2	Banjar		530	0.089	FB 2	70	2.75	0.5	0.75	1.22	85.40	69.6	0	5943.84	5943.84
3	Mahadev	OBC	531	0.125	FB 3	60	2.25	0.45	0.6	0.81	48.60	69.6	0	3382.56	3382.56
4	Islam Ali	OBC	507	0.158	FB 4	70	2.25	0.45	0.6	0.81	56.70	69.6	0	3946.32	3946.32
5	Abdul Rahman	OBC	508	0.174	FB 5	70	2.25	0.45	0.6	0.81	56.70	69.6	0	3946.32	3946.32
6	Ram Pratap	OBC	497	0.166	FB 6	75	2.75	0.5	0.75	1.22	91.50	69.6	0	6368.40	6368.40
7	Shiv Pratap	OBC	498	0.291	FB 7	75	2.75	0.5	0.75	1.22	91.50	69.6	0	6368.40	6368.40
8	Saheba	OBC	345	0.081	FB 8	110	2.75	0.5	0.75	1.22	134.20	69.6	0	9340.32	9340.32
9	Saheba	OBC	348	0.085	FB 9	50	2.25	0.45	0.6	0.81	40.50	69.6	0	2818.80	2818.80
10	Dharam Pal	OBC	233	0.138	FB 10	70	2.25	0.45	0.6	0.81	56.70	69.6	0	3946.32	3946.32
11	Ram Chandra	OBC	235	0.421	FB 11	80	2.75	0.5	0.75	1.22	97.60	69.6	0	6792.96	6792.96
12	Lunja	OBC	236	0.368	FB 12	60	2.25	0.45	0.6	0.81	48.60	69.6	0	3382.56	3382.56
13	Ali Rahman	OBC	350	0.158	FB 13	100	2.75	0.5	0.75	1.22	122.00	69.6	0	8491.20	8491.20
14	Bhaiyadeen	OBC	251	0.352	FB 14	50	2.25	0.45	0.6	0.81	40.50	69.6	0	2818.80	2818.80
15	Chunna	OBC	253	0.23	FB 15	50	2.25	0.45	0.6	0.81	40.50	69.6	0	2818.80	2818.80
16	Ballu	OBC	245	0.125	FB 16	70	2.75	0.5	0.75	1.22	85.40	69.6	0	5943.84	5943.84
17	Bisniya	OBC	247	0.101	FB 17	60	2.25	0.45	0.6	0.81	48.60	69.6	0	3382.56	3382.56
18	Chota	SC	214	0.032	FB 18	70	2.25	0.45	0.6	0.81	56.70	69.6	0	3946.32	3946.32
19	Mahdaiya	SC	215	0.134	FB 19	75	2.75	0.5	0.75	1.22	91.50	69.6	0	6368.40	6368.40
20	Amar Singh	OBC	217	0.117	FB 20	75	2.75	0.5	0.75	1.22	91.50	69.6	0	6368.40	6368.40
21	Maheba	SC	218	0.105	FB 21	75	2.25	0.45	0.6	0.81	60.75	69.6	0	4228.20	4228.20
22	Mata Prasad	OBC	221	0.348	FB 22	80	2.75	0.5	0.75	1.22	97.60	69.6	0	6792.96	6792.96
23	Chunna	SC	205	0.267	FB 23	75	2.25	0.45	0.6	0.81	60.75	69.6	0	4228.20	4228.20
24	Amar Singh	OBC	220	0.133	FB 24	85	2.75	0.5	0.75	1.22	103.70	69.6	0	7217.52	7217.52
25	Shiv Prasad	OBC	202	0.113	FB 25	60	2.25	0.45	0.6	0.81	48.60	69.6	0	3382.56	3382.56
26	Chhota	OBC	200	0.186	FB 26	70	2.25	0.45	0.6	0.81	56.70	69.6	0	3946.32	3946.32
						1835					**1873.8**		0	**130416.48**	**130416.48**

S.N.	Name of the beneficiary	Caste SC-ST/Others	Khasara No	Area (ha)	Activity Proposed	Length (M)	Breadth (M)	Top width (M)	Height (M)	Cross Section (m2)	E.W. (Cum)	Rateper (Cum)	Safe structure no & cost	E W Cost (Rs)	Total Cost (RS)
1	2	2(a)	3	4	5	6	7	8	9	10	11	12	13	14	15
1	Shiv Bhawan	OBC	458	0.603	CB1	100	2.55	0.45	0.7	1.05	105.00	69.6	0	7308.00	7308.00
2	Shiv Prasad	OBC	552	0.049	CB2	75	2.55	0.45	0.7	1.05	78.75	69.6	0	5481.00	5481.00
3	Hari Narayan	OBC	419	0.283	CB3	75	2.55	0.45	0.7	1.05	78.75	69.6	0	5481.00	5481.00
4	Rama Pati	SC	418	0.34	CB4	75	2.55	0.45	0.7	1.05	78.75	69.6	0	5481.00	5481.00
5	Smt Rama Pati Devi	OBC	410	0.781	CB5	80	3.2	0.5	0.9	1.665	133.20	69.6	0	9270.72	9270.72
6	Bodh Raj	OBC	483	0.393	CB6	70	2.55	0.45	0.7	1.05	73.50	69.6	0	5115.60	5115.60
7	Shiv Kumar	OBC	486	0.628	CB7	80	3.2	0.5	0.9	1.665	133.20	69.6	0	9270.72	9270.72
8	Dhirendra	OBC	489	0.502	CB8	70	2.55	0.45	0.7	1.05	73.50	69.6	0	5115.60	5115.60
9	Bodh Ram	OBC	491	0.304	CB9	80	2.55	0.45	0.7	1.05	84.00	69.6	0	5846.40	5846.40
10	Munim	OBC	492	0.36	CB10	75	2.55	0.45	0.7	1.05	78.75	69.6	0	5481.00	5481.00
11	saheba	OBC	493	0.376	CB11	80	3.2	0.5	0.9	1.665	133.20	69.6	0	9270.72	9270.72
12	Luvlesh	OBC	481	1.23	CB12	50	2.55	0.45	0.7	1.05	52.50	69.6	0	3654.00	3654.00
13	Amar Singh	OBC	479	1.842	CB13	60	2.55	0.45	0.7	1.05	63.00	69.6	0	4384.80	4384.80
14	Amar Singh	SC	477	0.04	CB14	80	3.2	0.5	0.9	1.665	133.20	69.6	0	9270.72	9270.72
15	Bhondu Ram	SC	361	0.955	CB15	75	2.55	0.45	0.7	1.05	78.75	69.6	0	5481.00	5481.00
16	Ram Lal	SC	362	0.053	CB16	70	2.55	0.45	0.7	1.05	73.50	69.6	0	5115.60	5115.60
17	Ram Lal	SC	634	0.462	CB17	70	2.55	0.45	0.7	1.05	73.50	69.6	0	5115.60	5115.60
18	Smt. Bhagirath	SC	377	0.332	CB18	90	3.2	0.5	0.9	1.665	149.85	69.6	0	10429.56	10429.56
19	Ram Lal	SC	376	0.3	CB19	100	3.2	0.5	0.9	1.665	166.50	69.6	0	11588.40	11588.40
20	Munim	OBC	375	0.644	CB20	100	3.2	0.5	0.9	1.665	166.50	69.6	0	11588.40	11588.40
21	Sah Jodaya	OBC	383	0.312	CB21	75	2.55	0.45	0.7	1.05	78.75	69.6	0	5481.00	5481.00
22	Dinai	SC	384	0.53	CB22	60	2.55	0.45	0.7	1.05	63.00	69.6	0	4384.80	4384.80
23	Ram Lal	OBC	363	0.053	CB23	50	2.55	0.45	0.7	1.05	52.50	69.6	0	3654.00	3654.00
24	Amar Ali	OBC	225	0.247	CB24	70	2.55	0.45	0.7	1.05	73.50	69.6	0	5115.60	5115.60
25	maitha	OBC	211	0.304	CB25	80	2.55	0.45	0.7	1.05	84.00	69.6	0	5846.40	5846.40
26	Kuber	OBC	116	0.713	CB26	70	2.55	0.45	0.7	1.05	73.50	69.6	0	5115.60	5115.60
27	Ram Pratap	OBC	125	0.226	CB27	50	2.55	0.45	0.7	1.05	52.50	69.6	0	3654.00	3654.00
28	bhaiyadeen	OBC	126	0.737	CB28	60	2.55	0.45	0.7	1.05	63.00	69.6	0	4384.80	4384.80
29	Bhaiyadeen	OBC	127	1.076	CB29	60	2.55	0.45	0.7	1.05	63.00	69.6	0	4384.80	4384.80
30	Kuber	OBC	128	0.267	CB30	70	2.55	0.45	0.7	1.05	73.50	69.6	0	5115.60	5115.60
31	Ram Pratap	OBC	129	0.226	CB31	50	2.55	0.45	0.7	1.05	52.50	69.6	0	3654.00	3654.00
32	Hajari Lal	OBC	91	0.93	CB32	100	3.2	0.5	0.9	1.665	166.50	69.6	0	11588.40	11588.40

33	Hajari Lal	OBC	43	1.883	CB33	70	2.55	0.45	0.7	1.05	73.50	69.6	0	5115.60	5115.60
34	Moh. Gediya	OBC	78	0.725	CB34	225	3.2	0.5	0.9	1.665	374.63	69.6	0	26073.90	26073.90
35	Amrit Lal	OBC	184	0.328	CB35	60	2.55	0.45	0.7	1.05	63.00	69.6	0	4384.80	4384.80
36	Badku	OBC	168	0.38	CB36	700	3.2	0.5	0.9	1.665	1165.50	69.6	0	81118.80	81118.80
37	Dev Nath	OBC	156	0.251	CB37	80	2.55	0.45	0.7	1.05	84.00	69.6	0	5846.40	5846.40
38	Kuber	OBC	148	0.223	CB38	75	2.55	0.45	0.7	1.05	78.75	69.6	0	5481.00	5481.00
39	Rama Kant	OBC	149	0.207	CB39	70	2.55	0.45	0.7	1.05	73.50	69.6	0	5115.60	5115.60
40	Jagannath	OBC	151	0.312	CB40	100	3.2	0.5	0.9	1.665	166.50	69.6	0	11588.40	11588.40
					Total	**3730**					**4983.525**		0	**346853.34**	**346853.34**

S.N.	Name of the beneficiary	Caste SC-ST/Others	Khasara No	Area (ha)	Activity Proposed	Length (M)	Breadth (M)	Top width (M)	Height (M)	Cross Section (m2)	E.W. (Cum)	Rate per (Cum)	Safe structure no & cost	E W Cost (Rs)	Total Cost (Rs)
1	Shiv Prasad	OBC	548		SB1	100	2.55	0.6	0.9	1.755	175.50	69.6	0	12214.80	12214.80
2	Dev Nath, Mata Prasad, Dinesh Singh	OBC	546, 463, 464		SB2	125	2.55	0.6	0.9	1.755	219.38	69.6	0	15268.50	15268.50
3	Shiv Pratap	OBC	467		SB3	200	2.55	0.6	1	2.1	420.00	69.6	32000	29232.00	61232.00
4	Chhote Lal	OBC	457		SB4	100	2.55	0.6	0.9	1.755	175.50	69.6	0	12214.80	12214.80
5	Jagdish Prasad	OBC	449		SB5	100	2.55	0.6	0.9	1.755	175.50	69.6	0	12214.80	12214.80
6	Shyam Lal, Abdul Rahman	OBC	450, 448		SB6	150	2.55	0.6	1	2.1	315.00	69.6	0	21924.00	21924.00
7	Lal Ji	OBC	453		SB7	125	2.55	0.6	0.9	1.755	219.38	69.6	0	15268.50	15268.50
8	Moti Lal, Babulal	OBC	454, 411		SB8	175	2.55	0.6	1	2.1	367.50	69.6	0	25578.00	25578.00
9	Mamta, Lal Ji, satya Narayan, Rameshwar	OBC	406, 407, 08, 409		SB9	200	2.55	0.6	1	2.1	420.00	69.6	32000	29232.00	61232.00
10	Bhondu Ram	SC	402		SB10	125	2.55	0.6	0.9	1.755	219.38	69.6	0	15268.50	15268.50
11	Shiv Prasad	OBC	401		SB11	150	2.55	0.6	0.9	1.755	263.25	69.6	0	18322.20	18322.20
12	Ram Asre,Ram Krishan, Devi Prasad, Braj Lal	OBC, Gen, OBC, OBC	397, 398, 399, 400		SB12	200	2.55	0.6	1	2.1	420.00	69.6	32000	29232.00	61232.00
13	Shiv Poojan, Shitla Prasad	Gen			SB13	100	2.55	0.6	0.9	1.755	175.50	69.6	0	12214.80	12214.80
14	Smt. Laxmaniya	OBC			SB14	100	2.55	0.6	0.9	1.755	175.50	69.6	0	12214.80	12214.80
15	Ram sanehi, Ramjan	OBC			SB15	150	2.55	0.6	1	2.1	315.00	69.6	0	21924.00	21924.00
16	Mahesh	OBC			SB16	100	2.55	0.6	0.9	1.755	175.50	69.6	0	12214.80	12214.80
17	Shyam Baran	OBC			SB17	125	2.55	0.6	0.9	1.755	219.38	69.6	0	15268.50	15268.50
18	Dadu Bhai, Desh Raj	OBC			SB18	160	2.55	0.6	1	2.1	336.00	69.6	32000	23385.60	55385.60
19	Shiv Bhawan	OBC			SB19	150	2.55	0.6	0.9	1.755	263.25	69.6	0	18322.20	18322.20
						2635					**5050.5**		**128000**	**351514.80**	**479514.80**

S.N.	Name of the beneficiary	Caste SC-ST/Others	Khasara No	Area (ha)	Activity Proposed	Length (M)	Breadth (Cm)	Top width CM	Height Cm	Cross Section (m2)	E.W. (Cum)	Rateper (Cum)	Safe structure no & cost	EWCost (Rs.)	Total Cost (Rs)
1	2	2(a)	3	4	5	6	7	8	9	10	11	12	13	14	15
	Dev Kumar	OBC	339		CD1	190	10	2	2	12	2280	53.2	186500	121296	307796
	dev Nath	OBC	187		Pucca 4 M. Crest										0
	Jagraniya	OBC	188		CD3	20	8.5	1.5	1.75	8.75	175	51.83	0	4070	4070
	Maika	OBC	211		CD 2	60	8.5	1.5	1.75	8.75	525	51.83	186500	27210	213710
	Marta Prasad	OBC			Pucca 4 M Crist										0
			238		CD 4	18	8.5	1.5	1.75	8.75	157.5	51.83	161100	8163	169263
	Chunja	OBC			Pucca 3 M Crest										0
			237		CD 5	25	8.5	1.5	1.75	8.75	218.75	51.83	151300	11338	162638
	Motilal	OBC			Pucca 2 M Crest										0
	Ashif Ali	OBC	43		CD 6	25	9.5	1.5	2	11	275	53.2		14630	14630
	Kallu	OBC	284		Recharge Well								20000	0	20000
			108												
					Checkdam 7.20 Crest								511000	0	511000
					Checkdam 8.70 Crest								683000	0	683000
	Total												**1899400**	**186707**	**2086107**

Village - Semarwar														
Rampal	SC	75	0.214	FB1	150	2.75	0.5	0.9	1.755	263.25	69.6	0	18322.20	18322.2
Ram Asre	SC	74	0.526	FB2	110	2.22	0.6	0.9	1.755	193.05	69.6	0	13436.28	13436.28
Arun Kumar	SC	73	0.535	FB3	125	2.75	0.6	0.9	1.755	219.38	69.6	0	15268.50	15268.5
Ram Gopal	SC	168	0.405	FB4	160	2.75	0.6	0.9	1.755	280.80	69.6	0	19543.68	19543.68
Shiv Prasad	OBC	170	0.19	FB6	110	2.25	0.6	0.9	1.755	193.05	69.6	0	13436.28	13436.28
Sunder Lal,	OBC	164	0.393	FB10	150	2.75	0.6	0.9	1.755	263.25	69.6	0	18322.20	18322.2
Kelasiya etc	OBC	177	0.263	FB11	150	2.75	0.6	0.9	1.755	263.25	69.6	0	18322.20	18322.2
Munnu	OBC	163	0.295	FB12	170	2.75	0.6	0.9	1.755	298.35	69.6	0	20765.16	20765.16
Prahlad etc	OBC	80	0.214	FB15	130	2.25	0.6	0.9	1.755	228.15	69.6	0	15879.24	15879.24
Prahlad etc	OBC	81	0.312	FB16	125	2.25	0.6	0.9	1.755	219.38	69.6	0	15268.50	15268.5
Munna Lal	SC	83	0.182	FB17	100	2.25	0.6	0.9	1.755	175.50	69.6	0	12214.80	12214.8
Kaira	SC	84	0.162	FB18	100	2.25	0.6	0.9	1.755	175.50	69.6	0	12214.80	12214.8

Dev Nath	SC	85	0.162	FB19	105	2.25	0.6	0.9	1.755	184.28	69.6	0	12825.54	12825.54
Sukhlal	OBC	86	0.316	FB20	110	2.25	0.6	0.9	1.755	193.05	69.6	0	13436.28	13436.28
Satya Swaroop	OBC	187	0.178	FB21	120	2.25	0.6	0.9	1.755	210.60	69.6	0	14657.76	14657.76
Maika	SC	115	0.369	FB22	150	2.75	0.6	0.9	1.755	263.25	69.6	0	18322.20	18322.2
Hari Mohan	OBC	110	0.138	FB23	140	2.75	0.6	0.9	1.755	245.70	69.6	0	17100.72	17100.72
Ram Ratan	SC	129	0.219	FB24	160	2.25	0.6	0.9	1.755	280.80	69.6	0	19543.68	19543.68
Shiromani	OBC	94	0.231	FB25	125	2.25	0.6	0.9	1.755	219.38	69.6	0	15268.50	15268.5
Hari Mohan	SC	95	0.231	FB26	120	2.25	0.6	0.9	1.755	210.60	69.6	0	14657.76	14657.76
Satya Narayan	OBC	96	0.571	FB27	125	2.25	0.6	0.9	1.755	219.38	69.6	0	15268.50	15268.5
Maheshwari Prasad	OBC	97	0.162	FB28	175	2.75	0.6	0.9	1.755	307.13	69.6	0	21375.90	21375.9
Babulal	OBC	98	0.102	FB29	125	2.25	0.6	0.9	1.755	219.38	69.6	0	15268.50	15268.5
Aalopi	OBC	99	0.04	FB30	120	2.25	0.6	0.9	1.755	210.60	69.6	0	14657.76	14657.76
Keshav	OBC	100	0.04	FB31	100	2.25	0.6	0.9	1.755	175.50	69.6	0	12214.80	12214.8
Awadh Bihari	OBC	105	0.04	FB32	125	2.75	0.6	0.9	1.755	219.38	69.6	0	15268.50	15268.5
Ram Babu	OBC	106	0.163	FB33	100	2.75	0.6	0.9	1.755	175.50	69.6	0	12214.80	12214.8
Laxmi Prasad	Gen	107	0.162	FB34	120	2.75	0.6	0.9	1.755	210.60	69.6	0	14657.76	14657.76
Madhuriya	Gen	108	0.162	FB35	125	2.75	0.6	0.9	1.755	219.38	69.6	0	15268.50	15268.5
Hari Mohan	OBC	110	0.138	FB36	120	2.25	0.6	0.9	1.755	210.60	69.6	0	14657.76	14657.76
Shambhu Sharan	OBC	111	0.231	FB37	110	2.25	0.6	0.9	1.755	193.05	69.6	0	13436.28	13436.28
Ballu	OBC	130	0.117	FB38	110	2.75	0.6	0.9	1.755	193.05	69.6	0	13436.28	13436.28
Total					**4065**					**7134.08**		**0**	**496531.62**	**496531.62**

S.N.	Name of the beneficiary	Caste SC-ST/Others	Khasara No	Area (ha)	Activity Proposed	Length (M)	Breadth (Cm)	Top width CM	Height Cm	Cross Section (m2)	E.W. (Cum)	Rate per (Cum)	Safe structure no & cost	E WCost (Rs.)	Total Cost (Rs)
1	2	2(a)	3	4	5	6	7	8	9	10	11	12	13	14	15
1	Uma Shankar	OBC	78	1.064	CB 1	100	2.55	0.45	0.7	1.05	105.00	69.6	0	7308.00	7308.00
2	Babulal	OBC	77	0.495	CB 2	100	2.55	0.45	0.7	1.05	105.00	69.6	0	7308.00	7308.00
3	Kamla	OBC	89	0.64	CB 3	110	2.55	0.45	0.7	1.05	115.50	69.6	0	8038.80	8038.80
4	Raj Bahadur	OBC	90	0.379	CB 4	120	2.55	0.45	0.7	1.05	126.00	69.6	0	8769.60	8769.60
5	Nathhu	SC	91	0.535	CB 5	150	2.55	0.45	0.7	1.05	157.50	69.6	0	10962.00	10962.00
6	Abdul Halim	Gen	145	0.32	CB 6	100	2.55	0.45	0.7	1.05	105.00	69.6	0	7308.00	7308.00
7	Chaube Ram	SC	144	0.162	CB 7	110	2.55	0.45	0.7	1.05	115.50	69.6	0	8038.80	8038.80
8	Maika	SC	143	0.291	CB 8	120	2.55	0.45	0.7	1.05	126.00	69.6	0	8769.60	8769.60
9	Mathura, Habbulal etc	OBC	139, 140	0.883	CB 9	200	2.55	0.45	0.7	1.05	210.00	69.6	0	14616.00	14616.00
	Total					**1110**					**1165.5**		0	**81118.8**	**81118.80**

1	Munnu etc	OBC	151	1.331	SB 1	200	3.3	0.6	0.9	1.755	351.00	69.6	0	24429.60	24429.60
2	Abdul halim	Gen	149	0.466	SB 2	180	3.3	0.6	0.9	1.755	315.90	69.6	0	21986.64	21986.64
3	Abdul Halim	Gen	146	0.446	SB 3	175	3.3	0.6	0.9	1.755	307.13	69.6	0	21375.90	21375.90
4	Ram Kishor	OBC	128	1.696	SB 4	250	3.6	0.6	1	2.1	525.00	69.6	32000	36540.00	68540.00
5	Munnu Desh Raj , Pitharwa etc	OBC	124, 125, 126	1.169	SB 5	270	3.6	0.6	1	2.1	567.00	69.6	32000	39463.20	71463.20
6	Abdul Halim	Gen	145	0.32	SB 6	110	3.3	0.6	0.9	1.755	193.05	69.6	0	13436.28	13436.28
7	Awadhesh	OBC	135	1.489	SB 7	270	3.6	0.6	1	2.1	567.00	69.6	32000	39463.20	71463.20
8	Fateh Mohammad	Gen	24	0.818	SB 8	170	3.3	0.6	0.9	1.755	298.35	69.6	0	20765.16	20765.16
	Total					**1625**					**3124.425**		**96000**	**217459.98**	**313459.98**

Bhabha Mafi

			Khasara No	Area (ha)	Activity Proposed	Length (M)	Breadth (Cm)	Top width CM	Height Cm	Cross Section (m2)	E.W. (Cum)	Rateper (Cum)	Safe structure no & cost	EW Cost (Rs.)	Total Cost (Rs)
S.N.	Name of the beneficiary	Caste SC-ST/Others													
1	2	2(a)	3	4	5	6	7	8	9	10	11	12	13	14	15
	Ram Asre	OBC	1	0.586	CB 1	100	2.55	0.45	0.7	1.05	105.00	69.6	0	7308.00	7308.00
	Mata Prasad	OBC	2	0.554	CB 2	100	2.55	0.45	0.7	1.05	105.00	69.6	0	7308.00	7308.00
	Chhotelal	OBC	6	0.421	CB 3	110	2.55	0.45	0.7	1.05	115.50	69.6	0	8038.80	8038.80
	Mata Prasad	OBC	7	0.421	CB 4	105	2.55	0.45	0.7	1.05	110.25	69.6	0	7673.40	7673.40
	Ram Siya	OBC	8	1.104	CB 5	100	2.55	0.45	0.7	1.05	105.00	69.6	0	7308.00	7308.00
	Total					**515**					**540.75**		**0**	**37636.2**	**37636.20**
1	Shiv Pratap Singh	OBC	11	0.388	SB 1	60	3.3	0.6	0.9	1.755	105.30	69.6	0	7328.88	7328.88
2	Ram Chandra Singh	OBC	12	0.364	SB 2	60	3.3	0.6	0.9	1.755	105.30	69.6	0	7328.88	7328.88
3	Guljar Singh	OBC	13	0.348	SB 3	50	3.3	0.6	0.9	1.755	87.75	69.6	0	6107.40	6107.40
4	Arjun Singh	OBC	14	0.348	SB 4	50	3.3	0.6	0.9	1.755	87.75	69.6	0	6107.40	6107.40
5	Ganesh	OBC	15	0.348	SB 5	50	3.3	0.6	0.9	1.755	87.75	69.6	0	6107.40	6107.40
6	Sunder Singh	OBC	17	2.963	SB 6	200	3.3	0.6	0.9	1.755	351.00	69.6	32000	24429.60	56429.60
7	Ram Surat	OBC	27	1.287	SB 7	75	3.3	0.6	0.9	1.755	131.63	69.6	0	9161.10	9161.10
8	Laluaa	OBC	28	0.077	SB 8	75	3.3	0.6	0.9	1.755	131.63	69.6	0	9161.10	9161.10
9	Ram Sahay	OBC	30	0.409	SB 9	50	3.3	0.6	0.9	1.755	87.75	69.6	0	6107.40	6107.40
10	Chandra Shekhar	OBC	31	0.409	SB 10	50	3.3	0.6	0.9	1.755	87.75	69.6	0	6107.40	6107.40
11	Gauri Shankar	OBC	32	0.51	SB 11	60	3.3	0.6	0.9	1.755	105.30	69.6	0	7328.88	7328.88
12	Bhola Nath	OBC	34	0.612	SB 12	100	3.3	0.6	0.9	1.755	175.50	69.6	32000	12214.80	44214.80

13	Bhola Nath	OBC	35	1.197	SB 13	70	3.3	0.6	0.9	1.755	122.85	69.6	0	8550.36	8550.36
14	Shyamlal		37	0.089	SB 14	60	3.3	0.6	0.9	1.755	105.30	69.6	0	7328.88	7328.88
					Total	**1010**					**1772.55**		**64000**	**123369.48**	**187369.48**
	Sundar singh	OBC			Re-charge well								10000	0	10000.00

Village –Basila

S.N.	Name of the beneficiary	Caste SC-ST/Others	Khasara No	Area (ha)	Activity Proposed	Length (M)	Breadth (Cm)	Top width CM	Height Cm	Cross Section (m2)	E.W. (Cum)	Rateper (Cum)	Safe structure no & cost	EW Cost (Rs.)	Total Cost (Rs)
1	**2**	**2(a)**	**3**	**4**	**5**	**6**	**7**	**8**	**9**	**10**	**11**	**12**	**13**	**14**	**15**
1	Kamlesh	OBC	173	0.125	FB	50	2.25	0.045	0.6	0.81	40.5	69.6	0	2818.8	2818.8
2	Satyanarayan	OBC	174	0.125	FB	50	2.25	0.045	0.6	0.81	40.5	69.6	0	2818.8	2818.8
3	Ramlakhan	OBC	175	0.125	FB	55	2.25	0.045	0.6	0.81	44.55	69.6	0	3100.68	3100.68
	Total			**0.375**		**155**					**125.55**			**8738.28**	**8738.28**
1	Dharm Pal	OBC	145	0.834	CB	110	2.55	0.6	0.9	1.05	155.50	69.6	0	10822.80	10822.80
2	Smt.Malti	OBC	146	0.206	CB	70	2.55	0.6	0.9	1.05	73.50	69.6	0	5115.60	5115.60
3	Brajlal	OBC	147	0.206	CB	75	2.55	0.6	0.9	1.05	78.75	69.6	0	5481.00	5481.00
4	Shiv Varan Singh	OBC	133	0.793	CB	70	2.55	0.6	0.9	1.05	73.50	69.6	0	5115.60	5115.60
5	Shital	OBC	178	0.5	CB	110	2.55	0.6	0.9	1.05	115.50	69.6	0	8038.80	8038.80
6	Ramgopal	OBC	176	0.125	CB	60	2.55	0.6	0.9	1.05	63.00	69.6	0	4384.80	4384.80
7	Munnilal	OBC	177	0.125	CB	75	2.55	0.6	0.9	1.05	78.75	69.6	0	5481.00	5481.00
8	Shyam lal	Gen	206	0.218	CB	75	2.55	0.6	0.9	1.05	78.75	69.6	0	5481.00	5481.00
9	Fool Chandra	OBC	207	0.214	CB	50	2.55	0.6	0.9	1.05	52.50	69.6	0	3654.00	3654.00
10	Hiralal	OBC	208	0.29	CB	50	2.55	0.6	0.9	1.05	52.50	69.6	0	3654.00	3654.00
11	Satyanarayan	OBC	187	0.388	CB	50	2.55	0.6	0.9	1.05	52.50	69.6	0	3654.00	3654.00
12	ChunnuPrasad	OBC	192	0.202	CB	100	2.55	0.6	0.9	1.05	105.00	69.6	0	7308.00	7308.00
13	Motilal	OBC	195	0.607	CB	60	2.55	0.6	0.9	1.05	63.00	69.6	0	4384.80	4384.80
14	Kripali	SC	199	0.348	CB	100	2.55	0.6	0.9	1.05	105.00	69.6	0	7308.00	7308.00
15	Jageswar	OBC	3	0.939	CB	70	2.55	0.6	0.9	1.05	70.50	69.6	0	4906.80	4906.80
16	Laxmi	OBC	19	0.332	CB	110	2.55	0.6	0.9	1.05	115.50	69.6	0	8038.80	8038.80
17	Chamti Rangoli	OBC	20	0.332	CB	70	2.55	0.6	0.9	1.05	73.50	69.6	0	5115.60	5115.60
18	Keshav Prasad	OBC	32	0.322	CB	70	2.55	0.6	0.9	1.05	73.50	69.6	0	5115.60	5115.60
19	Ramdutt	Gen	71	0.316	CB	75	2.55	0.6	0.9	1.05	78.75	69.6	0	5481.00	5481.00
20	Madari	OBC	72	0.702	CB	75	2.55	0.6	0.9	1.05	78.75	69.6	0	5481.00	5481.00
21	Munnilal	OBC	75	0.806	CB	80	2.55	0.6	0.9	1.05	84.00	69.6	0	5846.40	5846.40

22	Babulal	OBC	83	0.34	CB	150	2.55	0.6	0.9	1.665	249.75	69.6	0	17382.60	17382.60
23	Babulal etc	SC	118	0.523	CB	60	2.55	0.6	0.9	1.05	63.00	69.6	0	4384.80	4384.80
	Total			**9.668**							**2035.00**		**0**	**141636.00**	**141636.00**

S.N.	Name of the beneficiary	Caste SC-ST/Others	Khasara No	Area (ha)	Activity Proposed	Length (M)	Breadth (Cm)	Top width CM	Height Cm	Cross Section (m2)	E.W. (Cum)	Rate per (Cum)	Safe structure no & cost	EW Cost (Rs.)	Total Cost (Rs)
1	2	2(a)	3	4	5	6	7	8	9	10	11	12	13	14	15
1	Dashrath , Lalji,	OBC	137,138,139,	0.545	SB	100	3.3	0.6	0.9	1.755	175.50	69.6	0	12214.80	12214.80
2	Sahit ,Ramnath	OBC	141	1.077	SB	100	3.3	0.6	0.9	1.755	175.50	69.6		12214.80	12214.80
3	Shiv Sahay ,Mataprasad	OBC	144 ,148	2.512	SB	105	3.3	0.6	0.9	1.755	184.27	69.6		12825.19	12825.19
4	Ramesh Singh	OBC	130	1.413	SB	80	3.3	0.6	0.9	1.755	140.90	69.6		9806.64	9806.64
5	Shiv Varan Singh ,Shiv kumar	OBC	132, 133	0.843	SB	105	3.3	0.6	0.9	1.755	184.27	69.6		12825.19	12825.19
6	Nandlal ,Shivbhavan	OBC	166, 168,	1.445	SB	110	3.6	0.6	1	2.1	231.00	69.6		16077.60	16077.60
7	Shiv Bhavan Amar Singh	OBC	160, 162, 163	1.359	SB	110	3.6	0.6	1	2.1	231.00	69.6		16077.60	16077.60
8	Devi Prasad,Shivkumar	OBC	158, 159	0.568	SB	100	3.3	0.6	0.9	1.755	175.50	69.6		12214.80	12214.80
9	Ramsurat ,Motilal ,	OBC	179, 180	2.777	SB	100	3.3	0.6	0.9	1.755	175.50	69.6		12214.80	12214.80
10	Suresh ,Ramprasad	Gen	213, 217	1.087	SB	120	3.6	0.6	1	2.1	252.00	69.6		17539.20	17539.20
11	Badri Prasad		218	1.728	SB	100	3.3	0.6	0.9	1.755	175.50	69.6		12214.80	12214.80
12	Rambharti ,Vijay Shankar,Nanhidevi Natthu Pr.		212, 214, 215, 216	1.952	SB	110	3.6	0.6	0.9	2.1	231.00	69.6		16077.60	16077.60
13	Ramswarup	OBC	200	0.937	SB	100	3.3	0.6	0.9	1.755	175.50	69.6		12214.80	12214.80
14	Babadeen	OBC	201	0.389	SB	100	3.3	0.6	0.9	1.755	175.50	69.6		12214.80	12214.80
15	Chhedi ,Rajju	OBC	209 ,205	1.769	SB	110	3.3	0.6	0.9	1.755	193.05	69.6		13436.28	13436.28
16	Gulab Singh ,Birendra Singh	Gen	202 ,198	0.835	SB	110	3.3	0.6	0.9	1.755	193.05	69.6		13436.28	13436.28
17	Kailash	OBC	111	1.716	SB	120	3.6	0.6	1	2.1	252.00	69.6		17539.20	17539.20
18	Mangali	SC	112	2.144	SB	125	3.6	0.6	1	2.1	762.50	69.6		53070.00	53070.00
19	Dadul	OBC	126	1.396	SB	100	3.3	0.6	0.9	1.755	20.00	69.6		1392.00	1392.00
20	Pancha	OBC	116	1.243	SB	105	3.3	0.6	0.9	1.755	184.28	69.6		12825.54	12825.54
21	Rampratap	OBC	117	0.53	SB	110	3.3	0.6	0.9	1.755	193.05	69.6		13436.28	13436.28
22	Satyanarayan	OBC	125	1.003	SB	75	3.3	0.6	0.9	1.755	131.63	69.6		9161.10	9161.10
23	Jafar	Gen	122	1.332	SB	125	3.6	0.6	1	2.1	262.50	69.6		18270.00	18270.00
24	Ramlakhan	OBC	123	1.387	SB	125	3.6	0.6	1	2.1	262.50	69.6		18270.00	18270.00
25	Smt .Kairi, Mukesh	OBC	109,110 ,82	1.335	SB	90	3.3	0.6	0.9	1.755	157.95	69.6		10993.32	10993.32

			,84 ,												
26	Nanva ,Kallu ,Bhonda	OBC	85	0.975	SB	80	3.3	0.6	0.9	1.755	140.40	69.6		9771.84	9771.84
27	Chunkai Angad , Devidayal,Bablu ,Govind	OBC	80,81, 86,	1.913	SB	150	3.6	0.6	1	2.1	315.00	69.6	32000	21924.00	53924.00
28	Ganga Prasad , Shivlochan	OBC	66,64,	3.095	SB	150	3.6	0.6	1	2.1	315	69.6	32000	21924	53924.00
29	Bhotu	OBC	54	4.14	SB	130	3.6	0.6	1	2.1	273	69.6	32000	19000.8	51000.80
30	Harimohan	OBC	42	1.161	SB	100	3.3	0.6	0.9	1.755	175.5	69.6		12214.8	12214.80
31	Jagat Narayan	OBC	43	4.148	SB	125	3.3	0.6	0.9	1.755	219.375	69.6		15268.5	15268.50
32	Choaba, Bhajan	OBC, SC	44, 45	0.794	SB	125	3.3	0.6	0.9	1.755	219.375	69.6		15268.5	15268.50
33	Ram Das, Ram Ashrey	OBC	46, 47	0.392	SB	130	3.6	0.6	1	2.1	273	69.6		19000.8	19000.80
34	Chhotey Lal, Ishlam Ali, Ram Siromani	OBC	13, 14, 15	2.409	SB	160	3.6	0.6	1	2.1	336	69.6	32000	23385.6	55385.60
35	Raghu Raj, Vijai Singh Bhola	OBC	16, 17, 18	2.848	SB	150	3.6	0.6	1	2.1	315	69.6		21924	21924.00
36	Keshav Prasad, Mithu Lal, Ram Babu	OBC	32. 33. 34	1.002	SB	100	3.3	0.6	0.9	1.755	175.5	69.6		12214.8	12214.80
37	Kashi Prasad, Abdul Rehman, Gujratiya, Rameshwar	OBC	35, 36, 37, 38	1.18	SB	150	3.3	0.6	0.9	1.755	263.25	69.6		18322.2	18322.20
38	Rameshwar, Kaishlaya, Kamta, Chhangu Prasad	OBC, Gen	73, 74, 76, 77	2.643	SB	175	3.6	0.6	1	2.1	367.5	69.6	32000	25578	57578.00
39	Denesh Singh, Balram	OBC	9, 10	2.541	SB	200	3.6	0.6	1	2.1	420	69.6	32000	29232	61232.00
40	Rameshwar, Hazari Lal	OBC	4, 8	2.332	SB	210	3.6	0.6	1	2.1	441	69.6	32000	30693.6	62693.60
	Total			**64.895**							**9544.34**		**224000**	**664286.064**	**888286.06**

Village : Atrauli

S.N.	Name of the beneficiary	Caste SC-ST/Others	Khasara No	Area (ha)	Activity Proposed	Length (M)	Breadth (Cm)	Top width CM	Height Cm	Cross Section (m2)	E.W. (Cum)	Rateper (Cum)	Safe structure no & cost	EW Cost (Rs.)	Total Cost (rs)
1	2	2(a)	3	4	5	6	7	8	9	10	11	12	13	14	15
1	Arjun	OBC	90	0.538	FB 1	150	2.25	0.45	0.6	0.81	121.5	69.6	0	8456.5	8456.5
2	Premkumar	OBC	91	0.466	FB 2	175	2.25	0.45	0.6	0.81	141.75	69.6	0	9865.8	9865.8
3	Bhailal	OBC	92	1.188	FB 3	250	2.25	0.45	0.6	0.81	202.5	69.6	0	14094	14094
4	Gangacharan etc	OBC	93	0.694	FB 4	225	2.25	0.45	0.6	0.81	182.25	69.6	0	12684	12684
	Total			**2.886**		**800**					**648**			**45100.3**	**45100.3**

S.N.	Name of the beneficiary	Caste SC-ST/Others	Khasara No	Area (ha)	Activity Proposed	Length (M)	Breadth (Cm)	Top width CM	Height Cm	Cross Section (m2)	E.W. (Cum)	Rateper (Cum)	Safe structure no & cost	EW Cost (Rs.)	Total Cost (Rs)
1	2	2(a)	3	4	5	6	7	8	9	10	11	12	13	14	15
1	Rameswar	OBC	101	0.506	CB	175	2.55	0.45	0.70	1.050	183.75	69.6	0	12789.00	12789
2	Ramkripal etc.	OBC	100	0.555	CB	170	2.55	0.45	0.70	1.050	178.5	69.6	0	12423.60	12423.6
3	Ramkripal etc.	OBC	99	0.555	CB	160	2.55	0.45	0.70	1.050	168	69.6	0	11692.80	11692.8
4	Suvkava	OBC	98	0.906	CB	150	2.55	0.45	0.70	1.050	157.5	69.6	0	10962.00	10962
5	Moolchandra	Gen	97	0.779	CB	150	2.55	0.45	0.70	1.050	157.5	69.6	0	10962.00	10962
6	Suresh etc.	Gen	96	0.769	CB	140	2.55	0.45	0.70	1.050	147	69.6	0	10231.20	10231.2
7	Foolchandra	OBC	95	0.939	CB	130	2.55	0.45	0.70	1.050	136	69.6	0	9465.60	9465.6
8	Ramasare	OBC	60	1.279	CB	150	2.55	0.45	0.70	1.050	157	69.6	0	10927.20	10927.2
9	Laxi	OBC	59	0.25	CB	130	2.55	0.45	0.70	1.050	136.5	69.6	0	9500.40	9500.4
10	Rajbahadur	OBC	56	0.975	CB	120	2.55	0.45	0.70	1.050	126	69.6	0	8769.60	8769.6
11	Ramsia etc.	OBC	54	0.218	CB	130	2.55	0.45	0.70	1.050	136.5	69.6	0	9500.40	9500.4
12	Shivmangal	OBC	53	1.254	CB	130	2.55	0.45	0.70	1.050	136.5	69.6	0	9500.40	9500.4
13	Bhoduram etc	OBC	34	0.086	CB	140	2.55	0.45	0.70	1.050	147	69.6	0	10231.20	10231.2
14	Kallu etc	OBC	31	0.598	CB										0
	Rajbahadur	OBC	32	0.239	CB	100	2.55	0.45	0.70	1.050	105	69.6	0	7308.00	7308
	Total			**9.908**		**1975**					**2072.75**			**144263.40**	**144263.4**

S.N.	Name of the beneficiary	Caste SC-ST/Others	Khasara No	Area (ha)	Activity Proposed	Length (M)	Breadth (Cm)	Top width CM	Height Cm	Cross Section (m2)	E.W. (Cum)	Rate per (Cum)	Safe structure no & cost	EW Cost (Rs.)	Total Cost (Rs)
1	2	2(a)	3	4	5	6	7	8	9	10	11	12	13	14	15
1	Ramkishor, etc	OBC	79	3.088	SB1	200	3.60	0.60	1	2.1	420.00	69.6	32000	29232.00	61232
2	Nuria, Khatun, Shayamlal, Etc	OBC	78, 77	0.52	SB2	200	3.60	0.60	1	2.1	420.00	69.6	32000	29232.00	61232
3	Rajendra, etc	G	73	0.709	SB3	75	3.60	0.60	0.9	1.755	131.63	69.6	0	9161.10	9161.1
4	Bhola Khan, Etc	G	72	0.713	SB4	80	3.60	0.60	0.9	1.755	140.40	69.6	0	9771.84	9771.84
5	Bhgvamdeen	OBC	71	0.709	SB5	80	3.60	0.60	0.9	1.755	140.40	69.6	0	9771.84	9771.84
6	Chandra Kishor, Etc	OBC	69	0.779	SB6	100	3.60	0.60	1	2.100	210.00	69.6	0	14616.00	14616
7	Ramdas	OBC	68	0.777	SB7	100	3.60	0.60	1	2.100	210.00	69.6	0	14616.00	14616
8	Ramchandra	OBC	67	0.709	SB8	110	3.60	0.60	1	2.100	231.00	69.6	0	16077.60	16077.6
9	Nandlal	OBC	52	0.773	SB9	105	3.60	0.60	1	2.100	220.50	69.6	0	15346.80	15346.8
10	Devraj	OBC	51	1.125	SB10	110	3.60	0.60	1	2.100	231.00	69.6	0	16077.60	16077.6
11	Prhlad	OBC	50	0.765	SB11	120	3.60	0.60	1	2.100	252.00	69.6	32000	17539.20	49539.2
	Total			**10.667**		**1280**					**2606.925**		**96000**	**181441.98**	**277441.98**

Village – Bhudha

S.N.	Name of the beneficiary	Caste SC-ST/Others	Khasara No	Area (ha)	Activity Proposed	Length (M)	Breadth (Cm)	Top width CM	Height Cm	Cross Section (m2)	E.W. (Cum)	Rateper (Cum)	Safe structure no & cost	EW Cost (Rs.)	Total Cost (Rs)
1	2	2(a)	3	4	5	6	7	8	9	10	11	12	13	14	15
	Beta Khan	Gen	9	0.335	FB1	100	2.25	0.45	0.6	0.81	81.00	69.6	0	5637.60	5637.6
	Abdul Khan	Gen	21	0.053	FB2	120	2.25	0.45	0.6	0.81	97.20	69.6	0	6765.12	6765.12
	Rahim Khan	Gen	24	0.134	FB3	125	2.25	0.45	0.6	0.81	101.25	69.6	0	7047.00	7047
	Savita Ali	OBC	156	0.433	FB4	100	2.75	0.50	0.75	1.22	122.00	69.6	0	8491.20	8491.2
	Barkat Ali	OBC	152	0.202	FB5	120	2.25	0.45	0.6	0.81	97.20	69.6	0	6765.12	6765.12
	Nabab Ali	OBC	151	0.377	FB6	100	2.75	0.50	0.75	1.22	122.00	69.6	0	8491.20	8491.2
	Laxminia	OBC	210	0.312	FB7	150	2.25	0.45	0.6	0.81	121.50	69.6	0	8456.40	8456.4
	Ramaasre	OBC	212	0.682	FB8	125	2.75	0.50	0.75	1.22	152.50	69.6	0	10614.00	10614
	Gendilal	OBC	213	0.506	FB9	110	2.25	0.45	0.6	0.81	89.10	69.6	0	6201.36	6201.36
	Ahmad Ali	OBC	214	0.502	FB10	120	2.25	0.45	0.6	0.81	97.20	69.6	0	6765.12	6765.12
	Ramaasre	OBC	215	0.68	FB11	150	2.75	0.50	0.75	1.22	183.00	69.6	0	12736.80	12736.8
	Ramsaran	SC	217	0.458	FB12	175	2.25	0.45	0.6	0.81	141.75	69.6	0	9865.80	9865.8
	Kishor	SC	218	0.559	FB13	150	2.75	0.50	0.75	1.22	183.00	69.6	0	12736.80	12736.8

	Narena	OBC	236	0.462	FB14	175	2.25	0.45	0.6	0.81	141.75	69.6	0	9865.80	9865.8
	Bhiyalal	OBC	241	0.21	FB15	120	2.25	0.45	0.6	0.81	97.20	69.6	0	6765.12	6765.12
	Ramsaran	SC	242	0.3	FB16	125	2.75	0.50	0.75	1.22	152.50	69.6	0	10614.00	10614
	Nabab Ali	OBC	243	0.182	FB17	125	2.75	0.50	0.75	1.22	152.50	69.6	0	10614.00	10614
		Total				**2190**					**2132.65**			**148432.44**	**148432.44**

S.N.	Name of the beneficiary	Caste SC-ST/Others	Khasara No	Area (ha)	Activity Proposed	Length (M)	Breadth (Cm)	Top width CM	Height Cm	Cross Section (m2)	E.W. (Cum)	Rateper (Cum)	Safe structure no & cost	EWCost (Rs.)	Total Cost (Rs)
1	2	2(a)	3	4	5	6	7	8	9	10	11	12	13	14	15
1	Banjar	G	32	0.57	CB1	100	3.20	0.50	0.9	1.665	166.50	69.6	0	11588.40	11588.40
2	Anant Prasad	G	87	0.615	CB2	75	2.55	0.45	0.7	1.05	78.75	69.6	0	5481.00	5481.00
3	Shayamlal	OBC	103	0.793	CB3	75	2.55	0.45	0.7	1.05	78.75	69.6	0	5481.00	5481.00
4	Sukurwa, Ramsharan	SC, OBC	174, 175	1.125	CB4	100	2.55	0.45	0.7	1.05	105.00	69.6	0	7308.00	7308.00
5	Keshav	SC	171	0.454	CB5	70	2.55	0.45	0.7	1.05	73.50	69.6	0	5115.60	5115.60
6	Sushila Devi	OBC	106	0.709	CB6							69.6	0		
	Ahmad Ali	OBC	107	0.242		100	3.20	0.50	0.9	1.665	166.50	69.6	0	11588.40	11588.40
7	Hiralal	SC	109	0.943	CB7	100	3.20	0.50	0.9	1.665	149.85	69.6	0	10429.56	10429.56
8	Keshav	SC	128	0.332	CB10	90	3.20	0.50	0.9	1.665	166.50	69.6	0	11588.40	11588.40
9	Nathu	OBC	204	0.768	CB12	100	2.55	0.45	0.7	1.05	105.00	69.6	0	7308.00	7308.00
10	Ramsahay, Ramasre	SC, OBC	220, 223	1.692	CB13	100	2.55	0.45	0.7	1.05	94.50	69.6	0	6577.20	6577.20
11	Amir Khan	OBC	222	0.243	CB14	90	2.55	0.45	0.7	1.05	78.75	69.6	0	5481.00	5481.00
12	Goulal	OBC	227	1.129	CB15	75	3.20	0.50	0.9	1.665	124.88	69.6	0	8691.30	8691.30
13	Rajwal	SC	281	0.506	CB17	75	2.55	0.45	0.7	1.05	84.00	69.6	0	5846.40	5846.40
14	Mangliya	OBC	283	0.894	CB19	80	2.55	0.45	0.7	1.05	84.00	69.6	0	5846.40	5846.40
15	Sevak	OBC	287	0.802	CB20	80	3.20	0.50	0.9	1.665	166.50	69.6	0	11588.40	11588.40
16	Chichiya	OBC	288	0.845	CB21	100	3.20	0.50	0.9	1.665	149.85	69.6	0	10429.56	10429.56
17	Saiyad	OBC	291	0.547	CB22	90	3.20	0.50	0.9	1.665	166.50	69.6	0	11588.40	11588.40
18	Lallan	OBC	293	0.348	CB24	100	2.55	0.45	0.7	1.05	131.25	69.6	0	9135.00	9135.00
19	Ramjan	OBC	337	0.32	CB26	125	3.20	0.50	0.9	1.665	208.13	69.6	0	14485.50	14485.50
		Total		**13.877**		**1725**					**2378.70**			**165557.52**	**165557.52**

S.N.	Name of the beneficiary	Caste SC-ST/Others	Khasara No	Area (ha)	Activity Proposed	Length (M)	Breadth (Cm)	Top width CM	Height Cm	Cross Section (m2)	E.W. (Cum)	Rateper (Cum)	Safe structure no & cost	EW Cost (Rs.)	Total Cost (Rs)
1	2	2(a)			5	6	7	8	9	10	11	12	13	14	15
1	Hiralal	SC	324	0.356	SB1	100	3.30	0.60	0.90	1.755	175.50	69.6	0	12214.80	12214.80
2	Chhubblal	OBC	325	0.713	SB2	80	3.30	0.60	0.90	1.755	140.40	69.6	0	9771.84	9771.84
3	Smt. Maltiya	SC	330	1.157	SB3	80	3.30	0.60	0.90	1.755	140.40	69.6	0	9771.84	9771.84
4	Girjadevi	GEN.	329	0.535	SB4	90	3.30	0.60	0.90	1.755	157.95	69.6	0	10993.32	10993.32
5	Foolchand	OBC	312	2.201	SB5	100	3.30	0.60	0.90	1.755	175.50	69.6	0	12214.80	12214.80
6	Chunki	SC	309	0.125	SB6	100	3.30	0.60	0.90	1.755	175.50	69.6	0	12214.80	12214.80
7	Yogendra Prasad	GEN.	263	2.116	SB7	110	3.60	0.60	1.00	2.1	231.00	69.6	0	16077.60	16077.60
8	Ramsnehi, Chowaram	GEN.	267, 276	2.291	SB8	100	3.60	0.60	1.00	2.1	210.00	69.6	0	14616.00	14616.00
9	Chunki	SC	271	0.263	SB9	100	3.30	0.60	0.90	1.755	175.50	69.6	0	12214.80	12214.80
10	Chowaram	SC	275	0.053	SB10	90	3.30	0.60	0.90	1.755	157.95	69.6	0	10993.32	10993.32
11	Ramhit	SC	301	1.307	SB11	100	3.30	0.60	0.90	1.755	175.50	69.6	0	12214.80	12214.80
12	Ramsharan	OBC	303	0.793	SB12	125	3.60	0.60	1.00	2.1	262.50	69.6	32000	18270.00	50270.00
13	Babulal	OBC	307	0.454	SB14	110	3.30	0.60	0.90	1.755	193.05	69.6	0	13436.28	13436.28
14	Ramjan	OBC	337	0.32	SB17	120	3.30	0.60	0.90	1.755	210.60	69.6	0	14657.76	14657.76
15	Savit Ali	OBC	245, 250	1.651	SB18	125	3.60	0.60	1.00	2.1	262.50	69.6	32000	18270.00	50270.00
16	Ramjan	OBC	144	0.344	SB21	100	3.30	0.60	0.90	1.755	175.50	69.6	0	12214.80	12214.80
17	Ahmad Ali	OBC	158	0.166	SB23	125	3.60	0.60	1.00	2.1	262.50	69.6	32000	18270.00	50270.00
18	Hasan Ali	OBC	159, 157	2.052	SB24	125	3.30	0.60	0.90	1.755	219.38	69.6	32000	15268.50	47268.50
	Total			**16.897**		**1880**					**3501.23**		**128000**	**243685.26**	**371685.26**

	IWMP Work													
Nand Kishor	OBC	58		Chek Dem	8.00 M Crest							671000	0	671000.00
Goulal	OBC	160		CD1	90	9.5	1.5	2	11	990	53.2	161100	52668.00	213768.00
Sitaram	OBC	120		DSW - 3										
				CD2	100	10	2	2	12	1200	53.2	161100	63840.00	224940.00
				DSW - 3										
Meriya	SC	117		CD3	80	9.5	1.5	2	11	880	53.2	186500	46816.00	233316.00
G.5	SC	116		Pucca	4									
Meriya	SC	117		CD4	30	10	2	2	12	360	53.2	151300	19152.00	170452.00
G.5	SC	116		Pucca	2									
Madhwa	SC	129		CD5	16	8.5	1.5	1.75	8.75	140	51.83		7256.00	7256.00
Sallu	OBC	235		Re-charge well								10000	0	10000.00
				Total						**3570**		**1341000.00**	**189732.00**	**1530732.00**

Village – Ragauli

S.N.	Name of the beneficiary	Caste SC-ST/Others	Khasara No	Area (ha)	Activity Proposed	Length (M)	Breadth (Cm)	Top width CM	Height Cm	Cross Section (m2)	E.W. (Cum)	Rateper (Cum)	Safe structure no & cost	EW Cost (Rs.)	Total Cost (Rs)
1	2	2(a)			5	6	7	8	9	10	11	12	13	14	15
1	Badri ,etc.	OBC	588	0.211	FB 1	75	2..25	0.45	0.60	0.81	60.75	69.6	0	4228.20	4228.20
2	Braj Jeevan .etc	OBC	601	0.202	FB 2	60	2.25	0.45	0.60	0.81	48.60	69.6	0	3382.56	3382.56
3	Braj Jeevan .etc	OBC	599	0.394	FB 4	100	2.75	0.50	0.75	1.22	122.00	69.6	0	8491.20	8491.20
4	Braj Jeevan .etc	OBC	603	0.219	FB 6	75	2.75	0.50	0.75	1.22	91.50	69.6	0	6368.40	6368.40
5	Braj Jeevan .etc	OBC	598	0.665	FB 10	80	2.75	0.50	0.75	1.22	97.60	69.6	0	6792.96	6792.96
6	Braj Jeevan .etc	OBC	604	0.193	FB 9	60	2.25	0.45	0.60	0.81	48.60	69.6	0	3382.56	3382.56
7	Ram Chandra	OBC	615	0.348	FB 11	80	2.25	0.45	0.60	0.81	64.80	69.6	0	4510.08	4510.08
8	Dhanraj	OBC	611	0.114	FB 14	75	2.75	0.45	0.60	1.22	91.50	69.6	0	6368.40	6368.40
9	Ram Chandra etc,	OBC	620	0.295	FB 15	100	2.75	0.45	0.60	1.22	122.00	69.6	0	8491.20	8491.20
10	Babulal ,	OBC	623	0.139	FB 18	100	2.75	0.45	0.60	1.22	122.00	69.6	0	8491.20	8491.20
11	Shivbhavan	OBC	619	0.326	FB 19	80	2.25	0.45	0.60	0.81	64.80	69.6	0	4510.08	4510.08

12	Shivbhavan	OBC	639	0.253	FB 27	125	2.75	0.45	0.60	1.22	152.50	69.6	0	10614.00	10614.00
13	Vinodkumar,	OBC	649	0.088	FB 30	75	2.25	0.45	0.60	0.81	60.75	69.6	0	4228.20	4228.20
14	Jairam	OBC	646	0.088	FB32	75	2.25	0.45	0.60	0.81	60.75	69.6	0	4228.20	4228.20
15	Sukhlal	OBC	657	0.108	FB 34	125	2.75	0.45	0.60	1.22	152.50	69.6	0	10614.00	10614.00
16	Budhunuva , Dharmraj ,	Gen	653	0.36	FB 38	75	2.25	0.45	0.60	0.81	60.75	69.6	0	4228.20	4228.20
17	Hubbalal	OBC	661	0.39	FB 39	100	2.75	0.45	0.60	1.22	122.00	69.6	0	8491.20	8491.20
18	Rajbahadur	OBC	665	0.508	FB 42	110	2.75	0.45	0.60	1.22	134.20	69.6	0	9340.32	9340.32
19	Hubbalal	OBC	668		FB 45	110	2.75	0.45	0.60	1.22	134.20	69.6	0	9340.32	9340.32
20	Natthu , etc.	SC	674	0.333	FB 46	120	2.25	0.45	0.60	0.81	97.20	69.6	0	6765.12	6765.12
21	Chandrapal	Gen	701	0.108	FB 47	100	2.25	0.45	0.60	0.81	81.00	69.6	0	5637.60	5637.60
22	Chandrika Prasad	Gen	788	0.278	FB 51	125	2.75	0.50	0.70	1.22	152.50	69.6	0	10614.00	10614.00
23	Manoj Kumar	Gen	778	0.218	FB 52	75	2.25	0.45	0.60	0.81	60.75	69.6	0	4228.20	4228.20
24	Kashratia	Gen	781	0.312	FB 54	150	2.75	0.50	0.75	1.22	183.00	69.6	0	12736.80	12736.80
25	Ramsumer	Gen	780	0.218	FB 57	75	2.25	0.45	0.60	0.81	60.75	69.6	0	4228.20	4228.20
26	Ram Prasad	Gen	799	0.428	FB 58	120	2.25	0.45	0.60	0.81	97.20	69.6	0	6765.12	6765.12
27	Jagpat	Gen	798	0.438	FB 60	125	2.75	0.50	0.75	1.22	152.50	69.6	0	10614.00	10614.00
28	Chandrika Prasad	Gen	789	0.275	FB 63	130	2.25	0.45	0.60	0.81	105.30	69.6	0	7328.88	7328.88
29	Jugal Kishor	Gen	814	0.267	FB72	125	2.25	0.45	0.60	0.81	152.50	69.6	0	10614.00	10614.00
30	RamGopal	Gen	820	0.262	FB 77	120	2.25	0.45	0.60	0.81	97.20	69.6	0	6765.12	6765.12
31	Heerwa	Gen	821	0.283	FB 78	125	2.25	0.45	0.60	0.81	152.50	69.6	0	10614.00	10614.00
32	Ramlal	Gen	768	0.333	FB 79	120	2.25	0.45	0.60	0.81	97.20	69.6	0	6765.12	6765.12
33	Ramlal	Gen	767	0.21	FB 81	100	2.25	0.45	0.60	0.81	81.00	69.6	0	5637.60	5637.60
34	Jainarayan	Gen	914	0.215	FB 83	120	2.75	0.50	0.75	1.22	146.40	69.6	0	10189.44	10189.44
35	Babuli	Gen	909	0.357	FB 86	100	2.25	0.45	0.60	0.81	81.00	69.6	0	5637.60	5637.60
36	Sanjai	Gen	910	0.165	FB 87	110	2.25	0.45	0.60	0.81	89.10	69.6	0	6201.36	6201.36
37	Shitaldeen	Gen	743	0.182	FB 90	100	2.25	0.45	0.60	0.81	81.00	69.6	0	5637.60	5637.60
38	Nankauna	OBC	750	0.156	FB 94	105	2.25	0.45	0.60	0.81	85.05	69.6	0	5919.48	5919.48
39	Babu	OBC	753	0.287	FB 96	120	2.75	0.50	0.75	1.22	146.40	69.6	0	10189.44	10189.44
40	Ramsiya	OBC	760	0.673	FB 98	125	2.75	0.50	0.75	1.22	152.50	69.6	0	10614.00	10614.00
			Total	**10.899**		**4070**					**4163.85**			**289803.96**	**289803.96**

S.N.	Name of the beneficiary	Caste SC-ST/Others	Khasara No	Area (ha)	Activity Proposed	Length (M)	Breadth (Cm)	Top width CM	Height Cm	Cross Section (m2)	E.W. (Cum)	Rateper (Cum)	Safe structure no & cost	EWCost (Rs.)	Total Cost (Rs)
1	Devidayal	OBC	686	0.449	C B	70	2.55	0.45	0.70	1.05	73.50	69.6	0	5115.60	5115.60
2	Rambahadur	Gen	677	0.995	C B	75	2.55	0.45	0.70	1.05	78.75	69.6	0	5481.00	5481.00
3	Gyaprasad	OBC	687	0.328	C B	150	3.2	0.5	0.90	1.665	249.75	69.6	0	17382.60	17382.60
4	Ramdayal	OBC	689	0.379	C B	150	3.2	0.5	0.90	1.665	249.75	69.6	0	17382.60	17382.60
5	Rajababu	OBC	690	0.424	C B	160	3.2	0.5	0.90	1.665	266.40	69.6	0	18541.44	18541.44
6	Kallu	OBC	691	0.719	C B	170	3.2	0.5	0.90	1.665	283.05	69.6	0	19700.28	19700.28
7	Suraj Pal	Gen	679,680	0.144	C B	125	3.2	0.5	0.90	1.665	208.13	69.6	0	14485.50	14485.50
8	Chandrapal	Gen	701	0.108	C B	100	3.2	0.5	0.90	1.665	166.50	69.6	0	11588.40	11588.40
9	Rambhola	OBC	693	0.329	C B	75	2.55	0.45	0.70	1.05	78.75	69.6	0	5481.00	5481.00
10	Krishndutt ,Salikram	Gen	736,738	2.068	C B	150	2.55	0.45	0.70	1.05	157.50	69.6	0	10962.00	10962.00
11	Bhagvatprasad	Gen	737	0.353	C B	125	3.2	0.5	0.90	1.665	208.13	69.6	0	14485.50	14485.50
12	Kumbhu	OBC	928	0.415	C B	60	2.55	0.45	0.70	1.05	63.00	69.6	0	4384.80	4384.80
13	Gyaprasad	OBC	924	0.12	C B	50	2.55	0.45	0.70	1.05	52.50	69.6	0	3654.00	3654.00
14	Sukhriya etc.	OBC	923	0.122	C B	50	2.55	0.45	0.70	1.05	52.50	69.6	0	3654.00	3654.00
15	Narayan Dutt	Gen	922	0.122	C B	50	2.55	0.45	0.70	1.05	52.50	69.6	0	3654.00	3654.00
16	Devkumar	OBC	946	0.324	C B	70	2.55	0.45	0.70	1.05	73.50	69.6	0	5115.60	5115.60
17	Devpal	OBC	945	0.2	C B	80	3.2	0.5	0.90	1.665	133.20	69.6	0	9270.72	9270.72
			Total			**1710**					**2447.40**			**170339.04**	**170339.04**

S.N.	Name of the beneficiary	Caste SC-ST/Others	Khasara No	Area (ha)	Activity Proposed	Length (M)	Breadth (Cm)	Top width CM	Height Cm	Cross Section (m2)	E.W. (Cum)	Rate per (Cum)	Safe structure no & cost	EW Cost (Rs.)	Total Cost (Rs)
1	Teerath , Shyamlal	OBC	608 ,609 ,	1.471	S B	175	3.6	0.6	1.00	2.1	367.50	69.6	32000	25578.00	57578.00
2	Rajendra Kumar	OBC	658	5.544	S B	175	3.6	0.6	1.00	2.1	367.50	69.6	0	25578.00	25578.00
3	Rajbahadur	OBC	642	0.744	S B	125	3.6	0.6	1.00	2.1	262.50	69.6	0	18270.00	18270.00
4	Gangasagar	OBC	498	2.251	S B	150	3.6	0.6	1.00	2.1	315.00	69.6	0	21924.00	21924.00
5	Girjasaran Chunvadprasad ,	OBC	497 ,496 ,	0.709 ,0.740	S B	125	3.6	0.6	1.00	2.1	262.50	69.6	0	18270.00	18270.00
6	Ramkishor Badri Prasad	OBC	771 ,772 ,	8.773	S B	130	3.3	0.6	0.90	1.755	228.15	69.6	0	15879.24	15879.24
7	Ram Sagar	Gen	775	2.941	S B	125	3.3	0.6	0.90	1.755	219.38	69.6	0	15268.50	15268.50
8	Ram Khilavan	Gen	785	1.001	S B	130	3.3	0.6	0.90	1.755	228.15	69.6	0	15879.24	15879.24
9	Harnarayan	Gen	740	1.981	S B	120	3.3	0.6	0.90	1.755	210.60	69.6	0	14657.76	14657.76
10	Rammilan	OBC	741	0.925	S B	100	3.3	0.6	0.90	1.755	175.50	69.6	0	12214.80	12214.80
11	Brajjeevan	OBC	604	0.193	S B	120	3.3	0.6	0.90	1.755	210.60	69.6	0	14657.76	14657.76
12	Brajjeevan	OBC	605	0.306	S B	125	3.3	0.6	0.90	1.755	219.38	69.6	0	15268.50	15268.50
13	Dadulal , Surajpal , Mata Badal,	OBC	711 ,712 ,713 ,	1.982	S B	150	3.6	0.6	1.00	2.1	315.00	69.6	0	21924.00	21924.00

14	Smt.Godiya ,Ramsaran	OBC	707,708	0.300,1.209	S B	125	3.3	0.6	0.90	1.755	219.38	69.6	0	15268.50	15268.50
15	Salikram	OBC	738	1.991	S B	125	3.3	0.6	0.90	1.755	219.38	69.6	0	15268.50	15268.50
16	Ramlal,Khulkiya, Kamta ,Ramlal,	OBC	917,918,919,759,	0.959,1.365,	S B	180	3.6	0.6	1.00	2.1	378.00	69.6	0	26308.80	26308.80
17	Endrajeet, Smt. Shanti	Gen	934,935,	2.169	S B	250	3.6	0.6	1.00	2.1	525.00	69.6	32000	36540.00	68540.00
18	Sanjay Rajju ,Kashiprasad	Gen	940,941,942,	495	S B	250	3.6	0.6	1.00	2.1	525.00	69.6	32000	36540.00	68540.00
19	Smt .Ramkishori	Gen	1080	5.047	S B	200	3.6	0.6	1.00	2.1	420.00	69.6	32000	29232.00	61232.00
20	Ramlal,Khulkiya ,	OBC	917,918,	0.508,0.491	S B	125	3.3	0.6	0.90	1.755	219.38	69.6	0	15268.50	15268.50
21	Shivprasad	Gen	963	1.501	S B	200	3.6	0.6	1.00	2.1	420.00	69.6	32000	29232.00	61232.00
22	Badku	Gen	962	1.618	S B	200	3.6	0.6	1.00	2.1	420.00	69.6	32000	29232.00	61232.00
23	Chhotelal	Gen	961	0.865	S B	180	3.6	0.6	1.00	2.1	378.00	69.6	32000	26308.80	58308.80
24	Smt. Sukhraniya , Naveenpaditi	Gen	967,968,	0.382	S B	125	3.3	0.6	0.90	1.755	219.38	69.6	0	15268.50	15268.50
	Total					**3710**					**7325.25**		**224000**	**509837.40**	**733837.40**

Village- Ranipur Traohan

S.N.	Name of the beneficiary	Caste SC-ST/Others	Khasara No	Area (ha)	Activity Proposed	Length (M)	Breadth (Cm)	Top width CM	Height Cm	Cross Section (m2)	E.W. (Cum)	Rateper (Cum)	Safe structure no & cost	EW Cost (Rs.)	Total Cost (Rs)
1	Hajarilal, etc	OBC	11	0.218	FB1	170	2.25	0.45	0.60	0.810	137.70	69.6	0	9583.92	9583.92
2	Kallu Prasad, etc	OBC	38	0.049	FB2	100	2.25	0.45	0.60	0.810	81.00	69.6	0	5637.60	5637.60
3	Rajbahadur	OBC	39	0.352	FB3	250	2.25	0.45	0.60	0.810	202.50	69.6	0	14094.00	14094.00
4	Kallu Prasad, etc	OBC	40	0.04	FB4	100	2.25	0.45	0.60	0.810	81.00	69.6	0	5637.60	5637.60
5	Kallu Prasad, etc	OBC	45	0.267	FB5	250	2.25	0.45	0.60	0.810	202.50	69.6	0	14094.00	14094.00
6	Kallu Prasad, etc	OBC	46	0.057	FB6	100	2.25	0.45	0.60	0.810	81.00	69.6	0	5637.60	5637.60
7	Mahipal	SC	44	0.032	FB7	75	2.25	0.45	0.60	0.810	60.75	69.6	0	4228.20	4228.20
	Total					**1045**					**846.45**		**0**	**58912.92**	**58912.92**

S.N.	Name of the beneficiary	Caste SC-ST/Others	Khasara No	Area (ha)	Activity Proposed	Length (M)	Breadth (Cm)	Top width CM	Height Cm	Cross Section (m2)	E.W. (Cum)	Rateper (Cum)	Safe structure no & cost	EW Cost (Rs.)	Total Cost (Rs)
1	Radhe Shayam, etc, Smt. Udasiya	OBC	2, 4	0.194	SB1	150	3.30	0.60	0.90	1.755	263.25	69.6	0	18322.20	18322.20
2	Rajbahadur, etc, Babulal, etc	OBC	7, 8	1.349	SB2	200	3.30	0.60	1.00	2.100	420.00	69.6	32000	29232.00	61232.00
3	Babulal, etc	OBC	10	0.713	SB3	175	3.30	0.60	0.90	1.755	307.13	69.6	0	21375.90	21375.90
4	Hajarilal, etc, Sobha Singh, etc	OBC	11, 12	3.168	SB4	200	3.30	0.60	0.90	1.755	351.00	69.6	32000	24429.60	56429.60
5	Kallu Prasad, Rajbahadur	OBC	17, 18	1.997	SB5	300	3.30	0.60	1.00	2.100	630.00	69.6	32000	43848.00	75848.00
6	Kallu Prasad, Shayamlal	OBC	19, 20	1.068	SB6	200	3.30	0.60	0.90	1.755	351.00	69.6	0	24429.60	24429.60
	Total			**8.489**		**1225**					**2322.38**		**96000**	**161637.30**	**257637.30**

		IWMP Work													
	Kallu Prasad	OBC	17		Re-charge well								10000.00	0.00	10000.00

5. MWS- Basila

S.N.	Name of the beneficiary	Caste SC-ST/Others	Khasara No	Area (ha)	Activity Proposed	Length (M)	Breadth (m)	Top width M	Height m	Cross Section (m3)	E.W. (Cum)	Rate per (Cum)	Safe structure no & cost	EW Cost (Rs.)	Total cost (rs)
1	2	2(a)	3	4	5	6	7	8	9	10	11	12	13	14	15
1		sc	1291/1 1291/2 1291/3 1291/4	0.506 0.308 0.405 0.81 0.136	CD 1	55	9.5	1.50	2	11.000	605	53.20	0	32186	32186
2	Bharti	sc	1292	0.226											
3	Rajju	sc	1294 1295	0.263											
4	Smt. Devki	sc	1339	0.535	CD 2	50	12	2.50	2.5	17.500	875	57.55	161000	50356	32186
5	Smt. Ganga	OBC	1326	0.134											
6	Puran	OBC	1336	0.174											
7	Gorelal	OBC	1341	0.356											
8	Nanha	sc	656	0.024	CD 3	50	12	2.50	2.5	17.500	875	57.55	0	50356	32186
9	Dashrath	sc	655	0.38											
10	Dashrath	sc	650	1.185											
11	Dashrath	sc	662	0.101											
12	Ram Narayan	obc	837	0.486	CD 4	110	12	2.50	2.5	17.500	1925	57.55	161000	110783	271783
13	Gaya Prasad	obc	814	0.652											
14	Grassland	community	813	2.975											
15	Shiv Dayal	obc	1485	0.286	CD 5	40	12.00	2.50	2.50	17.500	700	57.55	0	40285	40285
16	Khishan	sc	1482	0.429											
17	Ram kripal	obc	1493	0.032											
18	Kailash	obc	2307	0.462	CD 6	60	12.00	2.50	2.50	17.500	1050	57.55	161000	60427	32186
19	Manku	sc	2309	2.501											
20	Daya Prasad	obc	2310	1.384	CD7	50	9.50	1.50	2.00	11.000	550	53.20	0	29260	32186
21	Kishan	sc	2323	0.081											
22	RamVaran	obc	1320	0.045	CD 8	55	12.00	2.50	2.50	17.500	965.25	57.55	0	55550	32186

23	Mohanlal	obc	1317	0.344										
24	Shyamlal	obc	1313	0.291										
25	Kishna	sc	1332	0.761										
26	Udaybhan	Gen	1250	0.34	CD9	60	12.00	2.50	2.50	17.500	1050	57.55	190000	60427	250427
27	Kanchan Devi	Gen	1250	1.25											
28	Narayan Prasad	Gen	1251	0.611											
29	Rajesh Prasad	Gen	1110	0.583	CD-10	50	12	2	2.5	17.500	875	57.55	0	50356	50356
30	Gambhu	sc	863	0.559				2.5							
31	Community	community	1111	1.356											
32	Jageshwar	Gen	1755	0.866	CD-11	50	12	2.5	2.5	17.5	875	57.55	0	50356	32186
33	Sundar	obc	1761	0.615											
	Total			**23.826**									**673000**	**590342**	**838153**
1	Grassland	community	813	2.975	Drop Spillway	Crest	3 M						161000	0	161000
2	Siddha Gopal	obc	810	0.995	Drop Spillway	Crest	3 M						161000	0	161000
3	Rameshwar	SC	600	1.319	Drop Spillway	Crest	3 M						161000	0	161000
4	Ram khilawan	SC	1335/1	0.628	CD								608000	0	608000
5	Shembar etc	SC	626	0.344			9								
6	Rameshwar	SC	600	1.319	SB-1	140	9.5	1.5	2	11	1540	53.2		81928	81928
7	Nanda	SC	610	0.563	SB-2	84	4.25	0.5	1.25	2.97	249	51.83		12905	12905
				Re-charge well unit		**7**						10000	70000	0	70000
	Total			**8.143**							**1789**		**1161000**	**94833**	**1255833**
	GT			**31.969**							**1789**		**1834000**	**685175**	**2093986**

S.N.	Name of the beneficiary	Caste SC-ST/Others	Khasara No	Area (ha)	Activity Proposed	Length (M)	Breadth (Cm)	Top width CM	Height Cm	Cross Section (m2)	E.W. (Cum)	Rate per (Cum)	Safe structure no & cost	EW Cost (Rs.)	Total Cost (Rs)
1	2	2(a)	3	4	5	6	7	8	9	10	11	12	13	14	15
1	Chhedilal	Sc	602	1.056	SB 3	140	4.25	0.5	1.25	2.97	415.8	69.6	32000	28939	60939
2	Surendra Pratap Singh	Gen	606	0.666	SB 4	102	4.25	0.5	1.25	2.97	302.94	69.6	32000	21084	53084
3	Indrajeet	Sc	607	0.619	SB 5	250	4.25	0.5	1.25	2.97	742.5	69.6	32000	51678	83678
4	Ram Kumar	Bc	398	1.769	SB 6	85	4.25	0.5	1.25	2.97	242.45	69.6		16874	16874
5	Ramesh	Sc	397	0.432	SB 7	80	4.25	0.5	1.25	2.97	148.5	69.6		10335	10335
6	Santosh Kumar	Gen	343	0.263	SB 8	500	4.25	0.5	1.25	2.97	148.5	69.6	32000	103356	135356
7	Puran Chandra	Bc	340	0.591	SB 8										0
8	Surendra Pratap Singh	Gen	347	3.277	SB 9	102	4.25	0.5	1.25	2.97	302.94	69.6	32000	21084	53084
9	Jagjeet	Bc	324 307	0.377 0.360	SB 10	300	4.25	0.5	1.25	2.97	891	69.6	32000	62013	94013
10	Ramkumar	Gen	318	1.761	SB 11	340	4.25	0.5	1.25	2.97	1009.8	69.6	32000	70282	102282
11	Ramkumar	Gen	360	0.162	SB 12	80	4.25	0.5	1.25	2.97	237.6	69.6		16536	16536
12	Braj Jeevan singh	Gen	314	1.639	SB 13	180	4.25	0.5	1.25	2.97	534.6	69.6	32000	37208	69208
13	Shiv Lochan	Gen	310	3.537	SB 14	250	4.25	0.5	1.25	2.97	742.5	69.6	32000	51678	83678
14	Durga	Bc	291	0.68	SB 15	102	4.25	0.5	1.25	2.97	302.94	69.6		21084	21084
15	Motila	Sc	282 281	0.295	SB 16	125	4.25	0.5	1.25	2.97	371.25	69.6		25839	25839
16	Ramlal	Sc	281	0.809	SB 16										0
17	Chhedilal	Sc	285	0.987	SB 17	102	4.25	0.5	1.25	2.97	302.94	69.6		21084	21084
18	Ram Sharan	Sc	286	0.64	SB 18	280	4.25	0.5	1.25	2.97	831.6	69.6	32000	57879	89879
19	Sushila Devi	Sc	1228	0.34	SB 19	100	4.25	0.5	1.25	2.97	297	69.6		20671	20671
20	Ram Varan	Bc	1226	2.837	SB 20	400	4.25	0.5	1.25	2.97	1188	69.6	32000	82684	114684
21	Ram Charan	Gen	1206	3.088	SB 21	160	4.25	0.5	1.25	2.97	47570	69.6	32000	33073	65073
22	Hari	Bc	1200 1197	8.514 0.283	SB 22	350	4.25	0.5	1.25	2.97	1039.5	69.6	32000	72349	104349
23	Ram Sanshi	Bc	1188	0.571	SB 23	500	4.25	0.5	1.25	2.97	1485	69.6	32000	103356	135356
24	Parag	Bc	1190	0.47											0

25	Prema Devi	Gen	1219	1.153	SB 24	102	4.25	0.5	1.25	2.97	302.94	69.6		21084	21084
26	virendra	Gen	1215	1.352	SB 25	200	4.25	0.5	1.25	2.97	594	69.6	32000	41342	73342
27	Ram Ganesh	Bc	1183	1.096	SB 26	202	4.25	0.5	1.25	2.97	599.94	69.6	32000	41755	73755
28	Maha Suri	Gen	1160	2.663	SB 27	525	4.25	0.5	1.25	2.97	1559.25	69.6	32000	108523	140523
29	Jai Suker	Bc	1169	2.529	SB 28	200	4.25	0.5	1.25	2.97	594	69.6	32000	41342	73342
30	Bacchi Devi	Sc	1041	1.096	SB 29	350	4.25	0.5	1.25	2.97	1039.5	69.6	32000	72349	104349
31	Ram Naresh	Bc	1245	1.169	SB 30	200	4.25	0.5	1.25	2.97	594	69.6	32000	41342	73342
32	Shyamlal	Gen	1242	1.456	SB 31	102	4.25	0.5	1.25	2.97	302.94	69.6		21086	21086
33	Chhaduwa	Sc	1283	0.411	SB 32	85	4.25	0.5	1.25	2.97	252.45	69.6		17646	17646
34	Syaria	Sc	1287	0.134	SB 33	100	4.25	0.5	1.25	2.97	294	69.6		20760	20760
35	Ram Lakhan	Bc	1290	0.206	SB 34	120	4.25	0.5	1.25	2.97	356.4	69.6	32000	24805	56805
36	Sakhiya	Sc	641	0.859	SB 35	202	4.25	0.5	1.25	2.97	599.94	69.6	32000	41755	73755
37	Shyamlal	Sc	635	0.324	SB 36	202	4.25	0.5	1.25	2.97	599.94	69.6	32000	41755	73755
38	Tulsi	Sc	2310	0.121 0.405	SB 37	150	4.25	0.5	1.25	2.97	445.5	69.6	32000	31006	63006
39	Kailash	Gen	2307	0.462	SB 38	150	4.25	0.5	1.25	2.97	445.5	69.6	32000	31006	63006
40	Shyamlal	Sc	635	0.324	SB 39	240	4.25	0.5	1.25	2.97	594.4	69.6	32000	41342	73342
41	Indrajeet	Sc	607	0.619	SB 40	105	4.25	0.5	1.25	2.97	311.85	69.6		21704	21704
42	Gaya Prasad	Gen	825	0.77	SB 41	250	4.25	0.5	1.25	2.97	742.5	69.6	32000	51678	83678
43	Gaya Prasad	Gen	814	0.652											0
44	Ram Lal	Sc	827	0.831	SB 42	350	4.25	0.5	1.25	2.97	1039.5	69.6	32000	72349	104349
45	Sundarlal	Bc	2349	1.461	SB 43	425	4.25	0.5	1.25	2.97	1262.25	69.6	32000	87852	119852
46	Mahaveer	Bc	2355	1.054	SB 44	250	4.25	0.5	1.25	2.97	742.5	69.6	32000	51978	83978
47	shiv Poojan	Gen	2336	0.19	SB 45	210	4.25	0.5	1.25	2.97	623.7	69.6	32000	43409	75409
48	shiv Poojan	Gen	2337	2.286											0
49	Chunalal	Bc	2327	0.405	SB 46	102	4.25	0.5	1.25	2.97	302.94	69.6		21084	21084
50	Chhedilal	Bc	2318	1.53	SB 47	260	4.25	0.5	1.25	2.97	772.2	69.6	32000	537454	569454
51	Parwati	Bc	2262	0.283	SB 48	450	4.25	0.5	1.25	2.97	1336.5	69.6	32000	93020	125020
52	S.Prasad	Sc	2250	0.388											0
53	Bhaiyalal	Gen	2253	2.072	SB 49	225	4.25	0.5	1.25	2.97	668.25	69.6	32000	46510	78510
54	Ram Varan	Bc	2239	3.153	SB 50	205	4.25	0.5	1.25	2.97	608.85	69.6	32000	42375	74375

55	Ram Prakash	Bc	0.608	2251	SB 51	200	4.25	0.5	1.25	2.97	594	69.6	32000	41342	73342
56	Boma Kumar	Bc	1.542	1271	SB 52	120	4.25	0.5	1.25	2.97	356.4	69.6	32000	24805	56805
57	Chandra Varan	Bc	1263	0.454	SB 53	225	4.25	0.5	1.25	2.97	668.25	69.6	32000	46510	78510
58	dasia	Sc	1298	0.348	SB 54	225	4.25	0.5	1.25	2.97	668.25	69.6	32000	46510	78510
59	Vrand	Gen	1240	1.206	SB 55	200	4.25	0.5	1.25	2.97	549	69.6	32000	41342	73342
60	shiv Dayal	Gen	1252	0.462	SB 56	102	4.25	0.5	1.25	2.97	302.94	69.6		21084	21084
61	Babulal	Bc	1120	0.247	SB 57	102	4.25	0.5	1.25	2.97	302.94	69.6		21084	21084
62	Parag	Bc	1190	0.47	SB 58	90	4.25	0.5	1.25	2.97	267.3	69.6		18604	18604
63	Kalyan	Gen	1098	1.526	SB 59	150	4.25	0.5	1.25	2.97	445.5	69.6	32000	31006	63006
64	Awadh Naresh	Gen	1085	1.21	SB 60	80	4.25	0.5	1.25	2.97	237.6	69.6		16536	16536
65	Uma Shankar	Bc	1060	1.453	SB 61	110	4.25	0.5	1.25	2.97	326.7	69.6		22738	22738
66	Shyamlal	Gen	1053	3.444	SB 62	180	4.25	0.5	1.25	2.97	534.6	69.6	32000	37208	69208
67	Malkhan	Bc	1044	1.668	SB 63	105	4.25	0.5	1.25	2.97	311.85	69.6		21704	21704
68	Chandrapal	Bc	1043	1.781	SB 64	240	4.25	0.5	1.25	2.97	712.8	69.6	32000	49610	81610
69	Kalyan	Bc	1038	1.04	SB 65	95	4.25	0.5	1.25	2.97	282.15	69.6		19376	19376
70	Girija Dutt	Gen	1024	2.331	SB 66	200	4.25	0.5	1.25	2.97	594	69.6	32000	41342	73342
71	Daya Shankar	Bc	1037	0.906	SB 67	100	4.25	0.5	1.25	2.97	297	69.6		20671	20671
72	Nathu	Bc	1073	0.586	SB 68	260	4.25	0.5	1.25	2.97	475.2	69.6	32000	33073	65073
73	Rama Shankar	Bc	1019	0.425	SB 69	180	4.25	0.5	1.25	2.97	534.6	69.6	32000	37208	69208
74	Munna	Gen	1013	1.744	SB 70	150	4.25	0.5	1.25	2.97	445.5	69.6	32000	31006	63006
75	Ayodhya	Bc	1000	0.692	SB 71	150	4.25	0.5	1.25	2.97	445.5	69.6	32000	31006	63006
76	Surendra	Gen	894	11.934	SB 72	650	4.25	0.5	1.25	2.97	1930.5	69.6	64000	134362	198362
77	Madhu	Bc	872	0.206	SB 73	60	4.25	0.5	1.25	2.97	178.2	69.6		12402	12402
78	Chotu	Bc	914	0.639	SB 74	110	4.25	0.5	1.25	2.97	326.7	69.6		22738	22738
79	Man Mohan	Bc	1778	0.105	SB 75	105	4.25	0.5	1.25	2.97	311.85	69.6		21704	21704
80	Jai Prakash	Gen	1676	1.449	SB 76	120	4.25	0.5	1.25	2.97	356.4	69.6		24805	24805
81	Mat Ganjan	Gen	1674	1.408	SB 77	110	4.25	0.5	1.25	2.97	326.7	69.6		22738	22738
82	Phoolmati	Gen	1685	0.332	SB 78	105	4.25	0.5	1.25	2.97	311.85	69.6		21704	21704
83	Mahaswari	Gen	1711	0.607	SB 79	102	4.25	0.5	1.25	2.97	302.94	69.6		21094	21094
84	Braj Nandan	Gen	1786	1.546	SB 80	10	4.25	0.5	1.25	2.97	297	69.6		20671	20671
85	Mandela	Bc	1785	0.287	SB 81	102	4.25	0.5	1.25	2.97	302.94	69.6		21094	21094

86	Dey Dutt	Gen	1730	0.239	SB 82	205	4.25	0.5	1.25	2.97	608.94	69.6	32000	42375	74375
87	Annu Devi	Gen	936	1.453	SB 83	300	4.25	0.5	1.25	2.97	891	69.6	32000	62013	94013
88	Vadri Prasad	Gen	917	0.644	SB 84	180	4.25	0.5	1.25	2.97	534.6	69.6		37208	37208
89	Rameshwar	Bc	907	1.048	SB 85	300	4.25	0.5	1.25	2.97	891	69.6	32000	62013	94013
90	Sarjoo Prasad	Gen	890	0.547	SB 86	350	4.25	0.5	1.25	2.97	1039.5	69.6	32000	72349	104349
91	Daya Shankar	Gen	888	1.104	SB 87	110	4.25	0.5	1.25	2.97	326.7	69.6		22738	22738
92	Dharm Raj	Bc	117	0.995	SB 88	105	4.25	0.5	1.25	2.97	311.85	69.6		21704	21704
93	Baluwa	Bc	877	0.567	SB 89	105	4.25	0.5	1.25	2.97	311.85	69.6		21704	21704
94	Bali Prasad	Gen	812	0.446	SB 90	120	4.25	0.5	1.25	2.97	350.4	69.6		24805	24805
95	Sharda Prasad	Gen	810	1.821	SB 91	100	4.25	0.5	1.25	2.97	297	69.6		20671	20671
96	Sharda Prasad	Gen	1756	0.101	SB 92	50	4.25	0.5	1.25	2.97	148.5	69.6		10335	10335
97	Ram Prakash	Gen	1813	0.445	SB 93	105	4.25	0.5	1.25	2.97	311.85	69.6		21704	21704
98	Rajan	Bc	1823	0.045	SB 94	100	4.25	0.5	1.25	2.97	297	69.6		20671	20671
99	Vijay Shankar	Gen	825	0.833	SB 95	160	4.25	0.5	1.25	2.97	475.2	69.6		33073	33073
100	Raj Kumar	Gen	827	1.181	SB 96	450	4.25	0.5	1.25	2.97	1336.5	69.6	32000	93020	125020
101	Laxmi Shankar	Gen	113	2.8	SB 97	180	4.25	0.5	1.25	2.97	534.6	69.6		37208	37208
102	Uma Shankar	Gen	110	0.34	SB 98	280	4.25	0.5	1.25	2.97	831.6	69.6	32000	57879	89879
103	Ganesh	Bc	632	0.227	SB 99	200	4.25	0.5	1.25	2.97	594	69.6	32000	41342	73342
104	Ram Prasad	Bc	614	0.393	SB 100	102	4.25	0.5	1.25	2.97	302.94	69.6		21084	21084
105	Narayan Prakash	Gen	642	0.825	SB 101	105	4.25	0.5	1.25	2.97	311.85	69.6		21704	21704
106	Gambhu	Bc	636	0.547	SB 102	125	4.25	0.5	1.25	2.97	371.25	69.6		25839	25839
107	Shravan Kumar	Gen	643	0.955	SB 103	102	4.25	0.5	1.25	2.97	302.94	69.6		21084	21084
108	Jai Narayan	Gen	652	0.607	SB 104	125	4.25	0.5	1.25	2.97	371.25	69.6		25839	25839
109	Annu Devi	Gen	772	1.392	SB 105	110	4.25	0.5	1.25	2.97	326.1	69.6		22738	22738
110	Ram Pratap	Gen	773	0.089	SB 106	130	4.25	0.5	1.25	2.97	386.1	69.6		26872	26872
111	Kishan	Bc	673	0.526	SB 107	120	4.25	0.5	1.25	2.97	356.4	69.6		24805	24805
112	Anurag	Gen	628	1.306	SB 108	125	4.25	0.5	1.25	2.97	371.25	69.6		25839	25839
113	Shankar Dayal	Gen	712	0.583	SB 109	102	4.25	0.5	1.25	2.97	302.94	69.6		21084	21084
114	Anurag	Gen	731	0.733	SB 110	85	4.25	0.5	1.25	2.97	252.45	69.6		17570	17570
	Total			**3642.715**		**19859**					**104437.82**		**1824000**	**4571744**	**6395744**

S.N.	Name of the beneficiary	Caste SC-ST/Others	Khasara No	Area (ha)	Activity Proposed	Length (M)	Breadth (Cm)	Top width CM	Height Cm	Cross Section (m2)	E.W. (Cum)	Rateper (Cum)	Safe structure no & cost	EW Cost (Rs.)	Total Cost (Rs)
1	2	2(a)	3	4	5	6	7	8	9	10	11	12	13	14	15
1	Nanha	Sc	785	0.737	FB 1	150	2.90	0.50	0.80	1.36	204.00	69.60	0	14198	14198
2	Johari	Sc	789	0.279	FB 2	105	2.90	0.50	0.80	1.36	142.80	69.60	0	9938	9938
3	Bhawana	Gen	774	0.611	FB 3	200	2.90	0.50	0.80	1.36	272.00	69.60	0	18931	18931
4	Mahendra Pratap	Gen	781	1.250	FB 4	180	2.90	0.50	0.80	1.36	380.80	69.60	0	26503	26503
5	Siddha Gopal	Gen	810	0.995	FB 5	300	2.90	0.50	0.80	1.36	408.00	69.60	0	28396	28396
6	Ramua	Sc	686	1.202	FB 6	300	2.90	0.50	0.80	1.36	408.00	69.60	0	28396	28396
7	Bhailal	Bc	616	2.319	FB 7	350	2.90	0.50	0.80	1.36	476.00	69.60	0	33129	33129
8	Dasrath	Sc	662	0.101	FB 8	160	2.90	0.50	0.80	1.36	217.60	69.60	0	15144	15144
9	Rameshwar	Sc	739	0.201	FB 9	120	2.90	0.50	0.80	1.36	163.20	69.60	0	11358	11358
10	Shivam Lal	Bc	835	0.595	FB 10	120	2.90	0.50	0.80	1.36	163.20	69.60	0	11358	11358
11	Dev Raj Singh	Gen	993	0.101	FB 11	110	2.90	0.50	0.80	1.36	149.60	69.60	0	10412	10412
12	Shiv Poojan	Gen	992	0.105	FB 12	120	2.90	0.50	0.80	1.36	163.20	69.60	0	11358	11358
13	Gajraj	Bc	2371	1.372	FB 13	100	2.90	0.50	0.80	1.36	136.00	69.60	0	94656	94656
14	Dayal	Bc	2356	0.162	FB 14	180	2.90	0.50	0.80	1.36	244.80	69.60	0	17038	17038
15	Ramlal	Bc	2357	0.186	FB 15	240	2.90	0.50	0.80	1.36	326.40	69.60	0	22717	22717
16	Kishori	Bc	2308	0.474	FB 16	240	2.90	0.50	0.80	1.36	326.40	69.60	0	22717	22717
17	Sunderlal	Bc	2345	1.461	FB 17	120	2.90	0.50	0.80	1.36	163.20	69.60	0	11358	11358
18	Prem Chandra	Bc	2243	0.563	FB 18	175	2.90	0.50	0.80	1.36	238.00	69.60	0	12180	12180
19	Raghuveer	Bc	2244	0.356	FB 19	160	2.90	0.50	0.80	1.36	217.60	69.60	0	15144	15144
20	Nathu	Bc	2245	0.692	FB 20	200	2.90	0.50	0.80	1.36	272.00	69.60	0	18931	18931
21	Shyam	Gen	2240	0.795	FB 21	100	2.90	0.50	0.80	1.36	136.00	69.60	0	9465	9465
22	Ram lakhan	Bc	2239	0.121	FB 22	120	2.90	0.50	0.80	1.36	163.20	69.60	0	11358	11358
23	Ram Prakash	Bc	2251	0.401	FB 23	200	2.90	0.50	0.80	1.36	272.00	69.60	0	18931	18931
24	Motilal	Bc	2214	0.251	FB 24	100	2.90	0.50	0.80	1.36	136.00	69.60	0	9465	9465
25	Rameshwar	Bc	2267	0.422	FB 25	200	2.90	0.50	0.80	1.36	272.00	69.60	0	18931	18931
26	Lala	Gen	2268	0.113	FB 26	120	2.90	0.50	0.80	1.36	136.20	69.60	0	11358	11358

27	Kishna	Bc	2215	0.178	FB 30	240	2.90	0.50	0.80	1.36	326.40	69.60	0	22717	22717
28	Puspendra	Gen	2279	0.421	FB 31	240	2.90	0.50	0.80	1.36	326.40	69.60	0	22717	22717
29	kailash	Gen	2263	0.829	FB 32	300	2.90	0.50	0.80	1.36	408.00	69.60	0	28396	28396
30	kailash	Gen	2307	0.462	FB 33	200	2.90	0.50	0.80	1.36	272.00	69.60	0	18931	18931
31	Kishori	Gen	2311	0.045	FB 34	80	2.90	0.50	0.80	1.36	108.80	69.60	0	7572	7572
32	kailash	Gen	2369	0.462	FB 35	120	2.90	0.50	0.80	1.36	163.20	69.60	0	11358	11358
33	Mohan Lal	Bc	2297	0.429	FB 36	120	2.90	0.50	0.80	1.36	163.20	69.60	0	11358	11358
34	Mohan Lal	Bc	2296	0.433	FB 37	160	2.90	0.50	0.80	1.36	217.60	69.60	0	15144	15144
35	Ram Adhar	Bc	1311	0.170	FB 39	100	2.90	0.50	0.80	1.36	136.00	69.60	0	9465	9465
36	Saraswati	Bc	1310	0.283	FB 40	160	2.90	0.50	0.80	1.36	217.60	69.60	0	15144	15144
37	Babulal	Bc	1321	0.808	FB 41	200	2.90	0.50	0.80	1.36	272.00	69.60	0	18931	18931
38	Mohan	Bc	1318	0.124	FB 42	120	2.90	0.50	0.80	1.36	163.20	69.60	0	11358	11358
39	lalta	Bc	1322	0.113	FB 43	100	2.90	0.50	0.80	1.36	136.00	69.60	0	9465	9465
40	Muriya	Gen	1324	0.170	FB 44	160	2.90	0.50	0.80	1.36	217.60	69.60	0	15144	15144
41	Dewti	Bc	1336	0.535	FB 45	240	2.90	0.50	0.80	1.36	326.40	69.60	0	22714	22714
42	Dewti	Bc	1336	0.535	FB 47	120	2.90	0.50	0.80	1.36	163.20	69.60	0	11358	11358
43	Gorelal	Bc	1344	0.802	FB 48	160	2.90	0.50	0.80	1.36	217.60	69.60	0	15144	15144
44	Nanku	Bc	1343	0.097	FB 49	120	2.90	0.50	0.80	1.36	163.20	69.60	0	11358	11358
45	Lalta	Bc	1342	0.185	FB 50	160	2.90	0.50	0.80	1.36	217.60	69.60	0	11358	11358
46	Bori Prasad	Bc	1432	0.388	FB 51	180	2.90	0.50	0.80	1.36	244.80	69.60	0	17038	17038
47	Prabhuta	Gen	1454	0.587	FB 52	300	2.90	0.50	0.80	1.36	408.00	69.60	0	28396	28396
48	Churila	Gen	1455	0.267	FB 53	120	2.90	0.50	0.80	1.36	163.20	69.60	0	11358	11358
49	Chandrapal	Bc	1456	0.066	FB 54	100	2.90	0.50	0.80	1.36	136.00	69.60	0	9465	9465
50	Shambhu	Bc	1457	0.066	FB 55	100	2.90	0.50	0.80	1.36	136.00	69.60	0	9465	9465
51	Komli	Bc	1510	0.312	FB 56	160	2.90	0.50	0.80	1.36	217.60	69.60	0	11358	11358
52	Muludia	Bc	1491	0.405	FB 57	175	2.90	0.50	0.80	1.36	238.00	69.60	0	16564	16564
53	Muludia	Bc	1491	0.405	FB 58	200	2.90	0.50	0.80	1.36	272.00	69.60	0	18931	18931
54	Devendra	Bc	1490	0.146	FB 59	120	2.90	0.50	0.80	1.36	136.20	69.60	0	11358	11358
55	Mahaswari	Gen	1479	0.859	FB 60	220	2.90	0.50	0.80	1.36	299.20	69.60	0	20824	20824
56	Bhura	Bc	1489	0.174	FB 61	160	2.90	0.50	0.80	1.36	217.60	69.60	0	15144	15144
57	DeviDayal	Bc	1480	0.595	FB 62	160	2.90	0.50	0.80	1.36	217.60	69.60	0	15144	15144

58	Kishna	Bc	1482	0.429	FB 63	120	2.90	0.50	0.80	1.36	163.20	69.60	0	11358	11358
59	Shiv Dayal	Bc	1186	0.690	FB 64	120	2.90	0.50	0.80	1.36	136.20	69.60	0	11358	11358
60	Nathu	Bc	1495	0.263	FB 65	120	2.90	0.50	0.80	1.36	163.20	69.60	0	11358	11358
61	Parya	Bc	1486	0.130	FB 66	140	2.90	0.50	0.80	1.36	190.40	69.60	0	13251	13251
62	Munna	Bc	1497	0.494	FB 67	100	2.90	0.50	0.80	1.36	136.00	69.60	0	9465	9465
63	Munna	Bc	1497	0.494	FB 68	120	2.90	0.50	0.80	1.36	163.20	69.60	0	11358	11358
64	Nathu	Bc	1465	0.170	FB 69	100	2.90	0.50	0.80	1.36	136.00	69.60	0	9465	9465
65	Ashish	Bc	1464	0.113	FB 70	120	2.90	0.50	0.80	1.36	163.20	69.60	0	11358	11358
66	Jageshwar	Gen	1506	0.223	FB 71	140	2.90	0.50	0.80	1.36	190.40	69.60	0	13251	13251
67	Ram Pratap	Gen	1505	0.218	FB 72	120	2.90	0.50	0.80	1.36	163.20	69.60	0	11558	11558
68	Shivam Lal	Gen	1502	0.218	FB 73	140	2.90	0.50	0.80	1.36	190.40	69.60	0	13251	13251
69	Ram Prasad	Bc	1146	0.384	FB 76	100	2.90	0.50	0.80	1.36	136.00	69.60	0	9465	9465
70	Vasudev	Bc	1147	0.445	FB 77	160	2.90	0.50	0.80	1.36	217.60	69.60	0	15144	15144
71	Braj Nandan	Gen	1148	0.049	FB 78	240	2.90	0.50	0.80	1.36	326.40	69.60	0	22714	22714
72	Braj Nandan	Gen	1439	0.255	FB 79	300	2.90	0.50	0.80	1.36	408.00	69.60	0	28396	28396
73	Braj Nandan	Gen	1134	0.328	FB 80	100	2.90	0.50	0.80	1.36	136.00	69.60	0	9465	9465
74	Suresh	Bc	1123	0.150	FB 81	160	2.90	0.50	0.80	1.36	217.60	69.60	0	51544	51544
75	Munna Lal	Bc	965	0.251	FB 82	120	2.90	0.50	0.80	1.36	163.20	69.60	0	11358	11358
76	Salik	Bc	964	0.251	FB 83	100	2.90	0.50	0.80	1.36	136.00	69.60	0	9465	9465
77	Surendra	Gen	958	0.761	FB 86	120	2.90	0.50	0.80	1.36	163.20	69.60	0	11358	11358
78	Surendra	Gen	959	0.291	FB 87	140	2.90	0.50	0.80	1.36	190.40	69.60	0	13251	13251
79	Ayodhya	Bc	865	0.260	FB 90	160	2.90	0.50	0.80	1.36	217.60	69.60	0	15144	15144
80	Bachhilal	Bc	843	0.101	FB 91	160	2.90	0.50	0.80	1.36	217.60	69.60	0	15144	15144
81	Ragia	Bc	842	0.202	FB 92	120	2.90	0.50	0.80	1.36	163.20	69.60	0	11358	11358
82	Shyamlal	Bc	841	0.174	FB 93	120	2.90	0.50	0.80	1.36	163.20	69.60	0	11358	11358
83	Bhaggu	Bc	840	0.146	FB 94	120	2.90	0.50	0.80	1.36	163.20	69.60	0	11358	11358
84	Ram Pratap	Gen	809	0.458	FB 95	200	2.90	0.50	0.80	1.36	272.00	69.60	0	18931	18931
85	Pachhola	Bc	681	0.514	FB 96	160	2.90	0.50	0.80	1.36	217.60	69.60	0	15144	15144
86	Mithlesh	Gen	672	0.291	FB 97	120	2.90	0.50	0.80	1.36	163.20	69.60	0	11358	11358
87	Chukti	Bc	662	0.061	FB 98	140	2.90	0.50	0.80	1.36	190.40	69.60	0	13251	13251
88	Jagdish	Gen	707	0.308	FB 99	120	2.90	0.50	0.80	1.36	163.20	69.60	0	11358	11358

89	Jagdish	Gen	708	0.506	FB 100	140	2.90	0.50	0.80	1.36	190.40	69.60	0	13251	13251
90	Ram Kripal	Bc	709	0.526	FB 101	100	2.90	0.50	0.80	1.36	136.00	69.60	0	9465	9465
91	Ram Kripal	Bc	710	0.279	FB 102	120	2.90	0.50	0.80	1.36	163.20	69.60	0	11358	11358
92	Sunderlal	Gen	813	0.514	PB 1	200	5.80	0.70	1.70	5.525	1105	69.60	0	76908	76908
93	Shyamlal	Sc	607	0.619	PB 2	200	5.80	0.70	1.70	5.525	1105	69.60	0	76908	76908
94	Shyamlal	Sc	635	0.324	PB 3	180	5.80	0.70	1.70	5.525	994.5	69.60	0	69217	69217
95	Shri Ram	Bc	2281	0.239	PB 4	100	5.80	0.70	1.70	5.525	552.5	69.60	0	38454	38454
	Total			**39.345**		**14905**					**23158.000**			**1727203.000**	**1727203**

6. MWS- Bhaunri

Village- Bhaunri

Name of the beneficiary	**Khasara No**	**Area (ha)**	**Activity Proposed**	**Length (M)**	**Breadth (Cm)**	**Top width CM**	**Height Cm**	**Cross Section (m2)**	**E.W. (Cum)**	**Rate per (Cum)**	**EW Cost (Rs.)**	**Safe Structure**	**Total Cost (Rs)**
2	**3**	**4**	**5**	**6**	**7**	**8**	**9**	**10**	**11**	**12**	**13**	**14**	**15**
			CD	480					3816	80.20	306032	151300	457332
14.40 M. Crest			CD	14.5 M.								1498000	1498000
		Recharge Unit 10						10		10000	0	100000	100000
			PB	1010					5577.75	53.22	296869	0	296869
								Total			**602901**	**1749300**	**2352201**
									Say Rs.	**2352000**			

S.N.	**Name of the beneficiary**	**Khasara No**	**Area (ha)**	**Activity Proposed**	**Length (M)**	**Breadth (Cm)**	**Top width CM**	**Height Cm**	**Cross Section (m2)**	**E.W. (Cum)**	**Rate per (Cum)**	**EW Cost (Rs.)**	**Pucca Structure**	**Totral Cost (Rs)**
1	**2**	**3**	**4**	**5**	**6**	**7**	**8**	**9**	**10**	**11**	**12**	**13**	**14**	**15**
1	Chotan, Shiv, Shankarji	2151, 2152, 2126	2.78	CD 1	300	10.00	2.00	2.00	12.00	3600.0	53.2	191520.00		191520.00
2	Chota, Banjar etc	2154, 2156	1.508	CD 2	50	10.00	2.00	2.00	12.00	600.00	53.2	31920.00		31920.00
3	Chunna lal	2221 5 M. Crist	0.83	CD 3	40	10.00	2.00	2.00	12.00	480.00	53.2	25536.00	151300.0	176836.00
4	Chunkai	1434	0.38	CD 4	40	10.00	2.00	2.00	12.00	480.00	53.2	25536.00		25536.00

5	Ravi Shankar	3169, 3168	0.854	CD 5	50	10.00	2.00	2.00	12.00	600.00	53.2	31920.00		31920.00
				Total	**480**					**5760.00**		**306432.0**	**151300.0**	**457732.0**
6	Ram Bhawan	2111, 2103	0.8	CD 1 Pucca	4.50 M. Crist							0	436000	436000
7	Smt. Vinamti, Nathu Ji	3192, 3316	3.594	CD 2 Pucca	4.50 M. Crist							0	436000	436000
8	Raj Kishor, Raja	3183, 3329	2.04	CD 3 Pucca	4.50 M. Crist							0	436000	436000
9	van Prasad, Shivlal	4007	0.413	CD 4 Pucca	3 M. Crist							0	190000	190000
											Total	**0**	**1498000**	**1498000**
10				**Re-charge well 10**					**10**		**10000**	**0**	**100000**	**100000**
											Total	**306432.0**	**1749300**	**2055732**

1	Bodhi Lal, Ram Dulare	3248, 3229	1.18	PB 16	310	5.80	0.70	1.70	5.525	1712.75	53.20	91118.30	0	91118.30
2	Natthu	3316	2.473	PB 17	200	5.80	0.70	1.70	5.525	1105.00	53.20	58786.00	0	58786.00
3	Natthu	3226, 3223, 3224	0.322	PB 21	300	5.80	0.70	1.70	5.525	1657.50	53.20	88179.00	0	88179.00
4	Natthu, Vishambhar, Badri	3192, 3191, 3187, 3188	3.000	PB 22	200	5.80	0.70	1.70	5.525	1105.00	53.20	58786.00	0	58786.00
				Total	**1010**					**5580.25**		**296869.3**		**296869.30**

S.N.	Name of the beneficiary	Khasara No	Area (ha)	Activity Proposed	Length (M)	Breadth (Cm)	Top width CM	Height Cm	Cross Section (m2)	E.W. (Cum)	Rate per (Cum)	EW Cost (Rs.)	Pucca Structure (Cum)	Total of 13+14
1	Tapnawan	2103, 2106	0.498	PB 1	110	5.80	0.70	1.70	5.525	607.75	69.60	42299.40	0	42299.40
2	Tapnawan	2107	0.146	PB 2	82	5.80	0.70	1.70	5.525	453.05	69.60	31532.28	0	31532.28
3	Rajesh	2092	0.162	PB 3	160	5.80	0.70	1.70	5.525	884.00	69.60	61526.40	0	61526.40
4	Kamlesh, Awdesh	2089	1.542	PB 4	85	5.80	0.70	1.70	5.525	469.63	69.60	32685.90	0	32685.90
5	Natthu, Mohan	2122	0.51	PB 5	82	5.80	0.70	1.70	5.525	453.05	69.60	31532.28	0	31532.28
6	Bhaiyadeen, Kailash	2085, 2068	3.371	PB 6	330	5.80	0.70	1.70	5.525	1823.25	69.60	126898.20	0	126898.20
7	Damodar	2001, 1993, 2000	0.551	PB 7	280	5.80	0.70	1.70	5.525	1547.00	69.60	107671.20	0	107671.20
8	Vikas	1612	0.918	PB 8	230	5.80	0.70	1.70	5.525	1270.75	69.60	88444.20	0	88444.20
9	Keshav, Puniya	1600	1.222	PB 9	250	5.80	0.70	1.70	5.525	1381.25	69.60	96135.00	0	96135.00
10	Jagatpal, Chunnilal	3474	0.785	PB 10	310	5.80	0.70	1.70	5.525	1712.75	69.60	119207.40	0	119207.40
11	Luv Prasad, Shivlal	4016	0.049	PB 11	115	5.80	0.70	1.70	5.525	635.38	69.60	44222.10	0	44222.10

12	Luv Prasad, Shivlal	4043	0.759	PB 12	100	5.80	0.70	1.70	5.525	552.50	69.60	38454.00	0	38454.00
13	Smt. Ramkali	4005	0.648	PB 13	115	5.80	0.70	1.70	5.525	635.38	69.60	44222.10	0	44222.10
14	Krapa Shankar	3303, 3287, 3288	5.554	PB 14	380	5.80	0.70	1.70	5.525	2099.50	69.60	146125.20	0	146125.20
15	Chotelal, Baij Nath	1835	0.874	PB 15	200	5.80	0.70	1.70	5.525	1105.00	69.60	76908.00	0	76908.00
16	Kamal, Thakur Das	3339, 3337, 3338	0.842	PB 18	200	5.80	0.70	1.70	5.525	1105.00	69.60	76908.00	0	76908.00
17	Bharaiya, Natthu etc	3361, 3362, 3363	2.243	PB 19	160	5.80	0.70	1.70	5.525	884.00	69.60	61526.40	0	61526.40
18	Smt. Kesar, Natthu, Gaya Prasad	4110	0.053	PB 20	330	5.80	0.70	1.70	5.525	1823.25	69.60	126898.20	0	126898.20
19	Shital Prasad, Jagdamba	3107	0.813	PB 23	260	5.80	0.70	1.70	5.525	1436.50	69.60	99980.40	0	99980.40
20	Vishambhar, Badri	3109, 3117	0.688	PB 24	300	5.80	0.70	1.70	5.525	1657.50	69.60	115362.00	0	115362.00
21	Mewa, Chunkawan, Anand	3127, 3134	0.656	PB 25	310	5.80	0.70	1.70	5.525	1712.75	69.60	119207.40	0	119207.40
22	Ravi Shankar	3170	0.195	PB 26	160	5.80	0.70	1.70	5.525	884.00	69.60	61526.40	0	61526.40
23	Chunkawan	3173, 3174, 3175	1.129	PB 27	100	5.80	0.70	1.70	5.525	552.50	69.60	38454.00	0	38454.00
24	Mani Ram	3946	0.138	PB 28	280	5.80	0.70	1.70	5.525	1547.00	69.60	107671.20	0	107671.20
25	Chandra Shekhar, Deen Dayal	4002, 4003	0.364	PB 29	200	5.80	0.70	1.70	5.525	1105.00	69.60	76908.00	0	76908.00
26	Chandra Shekhar	1563, 1564	0.773	PB 30	200	5.80	0.70	1.70	5.525	1105.00	69.60	76908.00	0	76908.00
27	Chandra Shekhar	1562, 1563	1.634	PB 31	100	5.80	0.70	1.70	5.525	552.50	69.60	38454.00	0	38454.00
28	Pramod, Chunni	1565, 1569, 1530, 1588	2.89	PB 32	200	5.80	0.70	1.70	5.525	1105.00	69.60	76908.00	0	76908.00
29	Tap Kumar, Dev Nath	3210, 3204, 3303, 3224	0.912	PB 33	200	5.80	0.70	1.70	5.525	1105.00	69.60	76908.00	0	76908.00
30	Mullu, Shiv Charan	3244, 3242	2.671	PB 34	200	5.80	0.70	1.70	5.525	1105.00	69.60	76908.00	0	76908.00
31	Shiv Charan	3986	0.101	PB 35	200	5.80	0.70	1.70	5.525	1105.00	69.60	76908.00	0	76908.00
				Total	**6229**					**34415.23**		**2395299.66**	0	**2395299.66**

1	Chunna, Suraj	2221, 2222	1.63	SB 1	125	3.60	0.60	1.00	2.100	262.50	69.60	18270.00	0	18270.00
2	Nathhu, Keshav, Bhaiyalal	2202	1.18	SB 2	150	3.60	0.60	1.00	2.100	315.00	69.60	21924.00	0	21924.00
3	Bihari, Nandu, Mahadev etc	2201	2.073	SB 3	150	3.60	0.60	1.00	2.100	315.00	69.60	21924.00	0	21924.00
4	Bhaiyadeen, Gyanwati	2208	0.696	SB 4	100	3.60	0.60	1.00	2.100	210.00	69.60	14616.00	0	14616.00
5	Ram Bhawan, Kedar	1355, 1356	0.535	SB 5	110	3.60	0.60	1.00	2.100	231.00	69.60	16077.60	0	16077.60
6	Meera Devi, Bhupendra etc	1404	0.514	SB 6	80	3.60	0.60	1.00	2.100	168.00	69.60	11692.80	0	11692.80
7	Babulal, Chandra Shekhar	1410, 1414, 1415	1.11	SB 7	300	3.60	0.60	1.00	2.100	630.00	69.60	43848.00	32000	75848.00
8	kamlesh, Ravi, Rohit	2092, 2089	1.542	SB 8	350	3.60	0.60	1.00	2.100	735.00	69.60	51156.00	32000	83156.00
9	Babulal, Shakuntala etc	1524, 1529	3.71	SB 9	350	3.60	0.60	1.00	2.100	735.00	69.60	51156.00	32000	83156.00
10	Shri ram, Bapu Ram	1528	1.627	SB 10	250	3.60	0.60	1.00	2.100	525.00	69.60	36540.00	32000	68540.00
11	Daya Nand, Girdhari	2148	1.181	SB 11	230	3.60	0.60	1.00	2.100	483.00	69.60	33616.80	32000	65616.80
12	Mahadev etc	2134	0.154	SB 12	120	3.60	0.60	1.00	2.100	252.00	69.60	17539.20	0	17539.20
13	Kusuma Devi etc	2164	0.571	SB 13	200	3.60	0.60	1.00	2.100	420.00	69.60	29232.00	0	29232.00

14	Kusuma Devi etc	2167	0.652	SB 14	100	3.60	0.60	1.00	2.100	210.00	69.60	14616.00	0	14616.00
15	Tirath Prasad, Maheshwari	2043, 2044	5.645	SB 15	350	3.60	0.60	1.00	2.100	735.00	69.60	51156.00	32000	83156.00
16	Smt. Diwaliya, Urmila etc	2054, 2055	0.785	SB 16	300	3.60	0.60	1.00	2.100	630.00	69.60	43848.00	32000	75848.00
17	Shri Ram, Govind	2062, 2063, 2064	2.112	SB 17	250	3.60	0.60	1.00	2.100	525.00	69.60	36540.00	32000	68540.00
18	Tilak Ram, Dharmendra Kumar	2013, 2014	1.339	SB 18	350	3.60	0.60	1.00	2.100	735.00	69.60	51156.00	32000	83156.00
19	Ravi Shankar, Gauri Shankar	2230 / 4570	6.056	SB 19	225	3.60	0.60	1.00	2.100	472.50	69.60	32886.00	32000	64886.00
20	Rani, Bhaiyalal, Shyam	3881, 3882, 3883, 3884	0.245	SB 20	125	3.60	0.60	1.00	2.100	262.50	69.60	18270.00	0	18270.00
21	Chandrashekhar	1562	1.509	SB 21	120	3.60	0.60	1.00	2.100	252.00	69.60	17539.20	0	17539.20
22	Chandrashekhar, Usha, Shiv	1566, 1564	0.753	SB 22	350	3.60	0.60	1.00	2.100	735.00	69.60	51156.00	32000	83156.00
23	Smt. Kaliya etc	1648	0.906	SB 23	220	3.60	0.60	1.00	2.100	462.00	69.60	32155.20	0	32155.20
24	Tulsa	1645, 1646	0.428	SB 24	120	3.60	0.60	1.00	2.100	252.00	69.60	17539.20	0	17539.20
25	Rajendra, Chhedilal	1637, 1638	1.138	SB 25	200	3.60	0.60	1.00	2.100	420.00	69.60	29232.00	32000	61232.00
26	Jagennath, Mool Chandra etc	1623	1.441	SB 26	150	3.60	0.60	1.00	2.100	315.00	69.60	21924.00	0	21924.00
27	Chandra Shekhar etc	1805	0.866	SB 27	150	3.60	0.60	1.00	2.100	315.00	69.60	21924.00	0	21924.00
28	Jagennath etc	1869	3.476	SB 28	300	3.60	0.60	1.00	2.100	630.00	69.60	43848.00	32000	75848.00
29	Prateek	1862, 1863	0.325	SB 29	220	3.60	0.60	1.00	2.100	462.00	69.60	32155.20	32000	64155.20
30	Umesh Kumar etc	3270	0.999	SB 30	200	3.60	0.60	1.00	2.100	420.00	69.60	29232.00	32000	61232.00
31	Chhotelal, Maithli	3250, 3259	0.749	SB 31	330	3.60	0.60	1.00	2.100	693.00	69.60	48232.80	32000	80232.80
32	Aditya, Vijay	3239, 3240	10918	SB 32	220	3.60	0.60	1.00	2.100	462.00	69.60	32155.20	32000	64155.20
33	Shiv Jyoti	3278	2.012	SB 33	160	3.60	0.60	1.00	2.100	336.00	69.60	23385.60	32000	55385.60
34	Nathhu, Ravi	3476, 3478	1.032	SB 34	300	3.60	0.60	1.00	2.100	630.00	69.60	43848.00	32000	75848.00
35	Dwarika, Parmanand	3479	0.016	SB 35	110	3.60	0.60	1.00	2.100	231.00	69.60	16077.60	0	16077.60
36	Kanhaiyalal	3490	0.12	SB 36	80	3.60	0.60	1.00	2.100	168.00	69.60	11692.80	0	11692.80
37	Baij Nath, Banjar	3469	0.761	SB 37	150	3.60	0.60	1.00	2.100	315.00	69.60	21924.00	0	21924.00
38	Shiv Jyoti	3464	1.189	SB 38	270	3.60	0.60	1.00	2.100	567.00	69.60	39463.20	32000	71463.20
39	Smt. Gomti	3424	0.364	SB 39	140	3.60	0.60	1.00	2.100	294.00	69.60	20462.40	0	20462.40
40	Alka	3427	0.53	SB 40	150	3.60	0.60	1.00	2.100	315.00	69.60	21924.00	0	21924.00
41	Devi Dayual etc	3291	1.837	SB 41	325	3.60	0.60	1.00	2.100	682.50	69.60	47502.00	32000	79502.00
42	Shiv Narayan etc	3401	4.112	SB 42	380	3.60	0.60	1.00	2.100	798.00	69.60	55540.80	32000	87540.80
43	Raja Prasad	3317	0.425	SB 43	110	3.60	0.60	1.00	2.100	231.00	69.60	16077.60	0	16077.60
44	Kaushal	3330	6.284	SB 44	250	3.60	0.60	1.00	2.100	525.00	69.60	36540.00	32000	68540.00
45	Meera Devi, Bhupendra, Natthuetc	3381, 3382	2.52	SB 45	320	3.60	0.60	1.00	2.100	672.00	69.60	46771.20	32000	78771.20
46	Dev Sthan	3383	1.323	SB 46	200	3.60	0.60	1.00	2.100	420.00	69.60	29232.00	32000	61232.00
47	Thakur Prasad	3339	0.259	SB 47	110	3.60	0.60	1.00	2.100	231.00	69.60	16077.60	0	16077.60
48	Shankar Dayal	3344	0.146	SB 48	105	3.60	0.60	1.00	2.100	220.50	69.60	15346.80	0	15346.80
49	Parwati, Kallu etc	3348	0.34	SB 49	110	3.60	0.60	1.00	2.100	231.00	69.60	16077.60	0	16077.60

50	Shankar Prasad	3171	0.587	SB 50	105	3.60	0.60	1.00	2.100	220.50	69.60	15346.80	0	15346.80
51	Shiv lal, Luv Prasad	3954	0.368	SB 51	170	3.60	0.60	1.00	2.100	357.00	69.60	24847.20	0	24847.20
52	Bihari, Nandu, Mahadev etc	3953	0.223	SB 52	100	3.60	0.60	1.00	2.100	210.00	69.60	14616.00	0	14616.00
53	Chunkawan, Bihari	3967, 3968	0.932	SB 53	220	3.60	0.60	1.00	2.100	462.00	69.60	32155.20	32000	64155.20
54	Luv Prasad, Chunni Devi etc	3970, 3971	0.55	SB 54	150	3.60	0.60	1.00	2.100	315.00	69.60	21924.00	0	21924.00
55	Tulsi, Kunta, Suraj	3974	0.251	SB 55	280	3.60	0.60	1.00	2.100	588.00	69.60	40924.80	32000	72924.80
56	Munni Devi	3979	0.555	SB 56	100	3.60	0.60	1.00	2.100	210.00	69.60	14616.00	0	14616.00
57	Bhagwat Prasad, Parwati	3981, 3989	1.466	SB 57	130	3.60	0.60	1.00	2.100	273.00	69.60	19000.80	0	19000.80
58	Nathhu, Matabadal	3999, 4001	0.466	SB 58	380	3.60	0.60	1.00	2.100	798.00	69.60	55540.80	32000	87540.80
59	Luv Prasad, Shivlal	4019, 4020, 4021	0.212	SB 59	110	3.60	0.60	1.00	2.100	231.00	69.60	16077.60	0	16077.60
60	Chunkawan, Bihari	4023, 4024	0.433	SB 60	150	3.60	0.60	1.00	2.100	315.00	69.60	21924.00	0	21924.00
61	Shital Prasad	4039	1.485	SB 61	250	3.60	0.60	1.00	2.100	525.00	69.60	36540.00	32000	68540.00
62	Awdhesh, Gopi Chandra	4044, 4045, 4046	1.429	SB 62	300	3.60	0.60	1.00	2.100	630.00	69.60	43848.00	32000	75848.00
63	Shailendra, Dev sthan, Chunni Devi	4064, 4065	2.068	SB 63	350	3.60	0.60	1.00	2.100	735.00	69.60	51156.00	32000	83156.00
64	Shiv Charan, Suraj Prasad	4070, 4088	6.21	SB 64	350	3.60	0.60	1.00	2.100	735.00	69.60	51156.00	32000	83156.00
65	Virja Devi	4100	2.379	SB 65	450	3.60	0.60	1.00	2.100	945.00	69.60	65772.00	32000	97772.00
66	Robila	4095	0.656	SB 66	150	3.60	0.60	1.00	2.100	315.00	69.60	21924.00	0	21924.00
67	Ramjaniwan	4124	0.097	SB 67	160	3.60	0.60	1.00	2.100	336.00	69.60	23385.60	0	23385.60
68	Satrughan	4229	3.039	SB 68	100	3.60	0.60	1.00	2.100	210.00	69.60	14616.00	0	14616.00
69	Shiv Charan	3423	0.777	SB 69	100	3.60	0.60	1.00	2.100	210.00	69.60	14616.00	0	14616.00
70	Bhaiyalal	1958, 1959	0.271	SB 70	200	3.60	0.60	1.00	2.100	420.00	69.60	29232.00	32000	61232.00
71	Som Datt	1347, 1348	0.947	SB 71	200	3.60	0.60	1.00	2.100	420.00	69.60	29232.00	32000	61232.00
72	Sri Bhupendra	1407	0.356	SB 72	200	3.60	0.60	1.00	2.100	420.00	69.60	29232.00	32000	61232.00
73	Ravi Shankar, Gauri Shankar	2231, 2232	7.256	SB 73	200	3.60	0.60	1.00	2.100	420.00	69.60	29232.00	0	29232.00
74	Ravi Shankar, Gauri Shankar	2331	0.845	SB 74	200	3.60	0.60	1.00	2.100	420.00	69.60	29232.00	32000	61232.00
75	Pratenu Datt	2192	2.64	SB 75	300	3.60	0.60	1.00	2.100	630.00	69.60	43848.00	0	43848.00
76	Raj Narayan	2039	0.287	SB 76	200	3.60	0.60	1.00	2.100	420.00	69.60	29232.00	32000	61232.00
77	Ravi Karan	2033	0.607	SB 77	100	3.60	0.60	1.00	2.100	210.00	69.60	14616.00	0	14616.00
78	Daya Shankar, Manoj Kumar	2016, 2017	3.395	SB 78	200	3.60	0.60	1.00	2.100	420.00	69.60	29232.00	32000	61232.00
79	Ram Nihore	3433, 3439	0.482	SB 79	200	3.60	0.60	1.00	2.100	420.00	69.60	29232.00	32000	61232.00
80	Purshottam	3303, 3298	3.97	SB 80	200	3.60	0.60	1.00	2.100	420.00	69.60	29232.00	32000	61232.00
81	Luv Kush, Chunkawan	4007, 4023	0.7	SB 81	100	3.60	0.60	1.00	2.100	210.00	69.60	14616.00	0	14616.00
82	Bhothana	4018, 4019	0.28	SB 82	100	3.60	0.60	1.00	2.100	210.00	69.60	14616.00	0	14616.00
83	Chhakki Lal etc	3983, 3984, 3985	0.578	SB 83	100	3.60	0.60	1.00	2.100	210.00	69.60	14616.00	0	14616.00
				Total	**16670**					**35007**		**2436487.2**	**1088000**	**3748487.20**

1	Bhaiyadeen	1440, 1439	0.134	FB 1	75	2.75	0.50	0.75	1.220	91.50	69.60	6368.40	0	6368.40
2	Bhaiyadeen	1439	0.139	FB 2	80	2.75	0.50	0.75	1.220	97.60	69.60	6792.96	0	6792.96
3	Ram Bhawan, Babulal	1353	0.105	FB 3	80	2.75	0.50	0.75	1.220	97.60	69.60	6792.96	0	6792.96
4	Ram Kumar, Chunna	22.6, 2207, 2208	0.379	FB 4	110	2.75	0.50	0.75	1.220	134.20	69.60	9340.32	0	9340.32
5	Pawan Kumar	2206	0.322	FB 5	40	2.75	0.50	0.75	1.220	48.80	69.60	3396.48	0	3396.48
6	Bhaiyadeen	2206	0.405	FB 6	40	2.75	0.50	0.75	1.220	48.80	69.60	3396.48	0	3396.48
7	Keshav	2206	0.482	FB 7	60	2.75	0.50	0.75	1.220	73.20	69.60	5094.72	0	5094.72
8	Uma Dant	2206	0.222	FB 8	95	2.75	0.50	0.75	1.220	115.90	69.60	8066.64	0	8066.64
9	Ram Sewak	2225	0.482	FB 9	200	2.75	0.50	0.75	1.220	244.00	69.60	16982.40	0	16982.40
10	chhedilal	2223	0.445	FB 10	150	2.75	0.50	0.75	1.220	183.00	69.60	12736.80	0	12736.80
11	Mahendra, Jagat	2171		FB 11	200	2.75	0.50	0.75	1.220	244.00	69.60	16982.40	0	16982.40
12	Babulal	1382	0.134	FB 12	100	2.75	0.50	0.75	1.220	122.00	69.60	8491.20	0	8491.20
13	Munna	1381	0.085	FB 13	75	2.75	0.50	0.75	1.220	91.50	69.60	6368.40	0	6368.40
14	Shambhu	1378	0.121	FB 14	200	2.75	0.50	0.75	1.220	244.00	69.60	16982.40	0	16982.40
15	Babulal	1384	0.202	FB 15	250	2.75	0.50	0.75	1.220	305.00	69.60	21228.00	0	21228.00
16	Jhallu	1376	0.158	FB 16	150	2.75	0.50	0.75	1.220	183.00	69.60	12736.80	0	12736.80
17	Babulal	1385	0.275	FB 17	150	2.75	0.50	0.75	1.220	183.00	69.60	12736.80	0	12736.80
18	Pyarelal, Prateek	1386	0.228	FB 18	100	2.75	0.50	0.75	1.220	122.00	69.60	8491.20	0	8491.20
19	Ram Lal, Smt. Lalta	1391	0.202	FB 19	210	2.75	0.50	0.75	1.220	256.20	69.60	17831.52	0	17831.52
20	Yashoda Nandan	1525	0.603	FB 20	260	2.75	0.50	0.75	1.220	317.20	69.60	22077.12	0	22077.12
21	Bhaiyadeen, Keshav	2007	0.482	FB 21	225	2.75	0.50	0.75	1.220	274.50	69.60	19105.20	0	19105.20
22	Bhaiyadeen, Janki (Gen)	2008	0.696	FB 22	180	2.75	0.50	0.75	1.220	219.60	69.60	15284.16	0	15284.16
23	Ashok, Shiv Shankar (Gen)	1976	1.42	FB 23	310	2.75	0.50	0.75	1.220	378.20	69.60	26322.72	0	26322.72
24	Rama Kant (Gen)	1971	0.555	FB 24	180	2.75	0.50	0.75	1.220	219.60	69.60	15284.16	0	15284.16
25	Uma Kant (Gen)	1970	0.967	FB 25	180	2.75	0.50	0.75	1.220	219.60	69.60	15284.16	0	15284.16
26	Raj	3870	0.069	FB 26	120	2.75	0.50	0.75	1.220	146.40	69.60	10189.44	0	10189.44
27	Bacchilal	3871	0.085	FB 27	100	2.75	0.50	0.75	1.220	122.00	69.60	8491.20	0	8491.20
28	Munnilal	3872	0.109	FB 28	130	2.75	0.50	0.75	1.220	158.60	69.60	11038.56	0	11038.56
29	Munnilal	1609	0.623	FB 29	210	2.75	0.50	0.75	1.220	256.20	69.60	17831.52	0	17831.52
30	Awadhlesh	1629	0.17	FB 30	145	2.75	0.50	0.75	1.220	176.90	69.60	12312.24	0	12312.24
31	Umesh Kumar	1628	0.174	FB 31	130	2.75	0.50	0.75	1.220	158.60	69.60	11038.56	0	11038.56
32	Chandra Shekhar	1627	0.174	FB 32	130	2.75	0.50	0.75	1.220	158.60	69.60	11038.56	0	11038.56
33	Radhey Shyam	1626	0.174	FB 33	145	2.75	0.50	0.75	1.220	176.90	69.60	12312.24	0	12312.24
34	Pritam	1586	0.769	FB 34	300	2.75	0.50	0.75	1.220	366.00	69.60	25473.60	0	25473.60
35	Krishan Dant	1585	0.615	FB 35	200	2.75	0.50	0.75	1.220	244.00	69.60	16982.40	0	16982.40
36	Daya Shankar	1910	0.223	FB 36	180	2.75	0.50	0.75	1.220	219.60	69.60	15284.16	0	15284.16

37	Pramla Devi	1901	0.283	FB 37	160	2.75	0.50	0.75	1.220	195.20	69.60	13585.92	0	13585.92
38	Laxmi Shankar	1914	0.551	FB 38	200	2.75	0.50	0.75	1.220	244.00	69.60	16982.40	0	16982.40
39	Laxmi Shankar	1920	0.518	FB 39	260	2.75	0.50	0.75	1.220	317.20	69.60	22077.12	0	22077.12
40	Munnilal	3485	0.421	FB 40	230	2.75	0.50	0.75	1.220	280.60	69.60	19529.76	0	19529.76
41	Laxmi Shankar	3478	0.656	FB 41	170	2.75	0.50	0.75	1.220	207.40	69.60	14435.04	0	14435.04
42	Jagat Pal	3474	0.785	FB 42	170	2.75	0.50	0.75	1.220	207.40	69.60	14435.04	0	14435.04
43	Krishan Dant, Kamlesh	3489	0.64	FB 43	200	2.75	0.50	0.75	1.220	244.00	69.60	16982.40	0	16982.40
44	Jagat Pal	3475	0.526	FB 44	150	2.75	0.50	0.75	1.220	183.00	69.60	12736.80	0	12736.80
45	Natthu, Kamal Kant	3476	0.376	FB 45	150	2.75	0.50	0.75	1.220	183.00	69.60	12736.80	0	12736.80
46	Pushpendra	3440	0.081	FB 46	130	2.75	0.50	0.75	1.220	158.60	69.60	11038.56	0	11038.56
47	Mamta	3446	0.721	FB 47	100	2.75	0.50	0.75	1.220	122.00	69.60	8491.20	0	8491.20
48	Pushpendra	3445	0.024	FB 48	150	2.75	0.50	0.75	1.220	183.00	69.60	12736.80	0	12736.80
49	Chhote lal	3462	0.417	FB 49	240	2.75	0.50	0.75	1.220	292.80	69.60	20378.88	0	20378.88
50	Shiv Dayal	3464	1.189	FB 50	180	2.75	0.50	0.75	1.220	219.60	69.60	15284.16	0	15284.16
51	Raja Shankar	3457	0.668	FB 51	160	2.75	0.50	0.75	1.220	195.20	69.60	13585.92	0	13585.92
52	Guruwa	3458	0.300	FB 52	200	2.75	0.50	0.75	1.220	244.00	69.60	16982.40	0	16982.40
53	chhedilal	3448	0.316	FB 53	180	2.75	0.50	0.75	1.220	219.60	69.60	15284.16	0	15284.16
54	Nathhu etc	4005	0.376	FB 54	150	2.75	0.50	0.75	1.220	183.00	69.60	12736.80	0	12736.80
55	Ram Chandra	3251	0.117	FB 55	160	2.75	0.50	0.75	1.220	195.20	69.60	13585.92	0	13585.92
56	Ram Milan	3252	0.109	FB 56	130	2.75	0.50	0.75	1.220	158.60	69.60	11038.56	0	11038.56
57	Krishan Datt	3253	0.109	FB 57	130	2.75	0.50	0.75	1.220	158.60	69.60	11038.56	0	11038.56
58	Vivek, Ramlal	3256	0.384	FB 58	180	2.75	0.50	0.75	1.220	219.60	69.60	15284.16	0	15284.16
59	Shiv Dayal	3301	0.332	FB 59	220	2.75	0.50	0.75	1.220	268.40	69.60	18680.64	0	18680.64
60	keshar Bai	3298	0.359	FB 60	250	2.75	0.50	0.75	1.220	305.00	69.60	21228.00	0	21228.00
61	Rama Kant (Gen)	3393	0.438	FB 61	250	2.75	0.50	0.75	1.220	305.00	69.60	21228.00	0	21228.00
62	Shiv Dayal	3397	0.344	FB 62	160	2.75	0.50	0.75	1.220	195.20	69.60	13585.92	0	13585.92
63	Shiv Dayal, Prem	3399	0.19	FB 63	100	2.75	0.50	0.75	1.220	122.00	69.60	8491.20	0	8491.20
64	Achhe lal	3391	0.032	FB 64	75	2.75	0.50	0.75	1.220	91.50	69.60	6368.40	0	6368.40
65	Raju, Pappu	3390	0.036	FB 65	60	2.75	0.50	0.75	1.220	73.20	69.60	5094.72	0	5094.72
66	Bhagirath	3389	0.065	FB 66	60	2.75	0.50	0.75	1.220	73.20	69.60	5094.72	0	5094.72
67	Gorelal, Akai	3388	0.069	FB 67	60	2.75	0.50	0.75	1.220	73.20	69.60	5094.72	0	5094.72
68	Maiku,Bisri,Sanjay,Neeraj	3387	0.081	FB 68	60	2.75	0.50	0.75	1.220	73.20	69.60	5094.72	0	5094.72
69	Hari devar	3386	0.721	FB 69	220	2.75	0.50	0.75	1.220	268.40	69.60	18680.64	0	18680.64
70	Nandur	3331	0.178	FB 70	210	2.75	0.50	0.75	1.220	256.20	69.60	17831.52	0	17831.52
71	Katthu	3342	0.097	FB 71	160	2.75	0.50	0.75	1.220	195.20	69.60	13585.92	0	13585.92
72	Vikash	3345	0.061	FB 72	300	2.75	0.50	0.75	1.220	366.00	69.60	25473.60	0	25473.60

73	Jagdeesh, Girjadevi	3374	0.89	FB 73	260	2.75	0.50	0.75	1.220	317.20	69.60	22077.12	0	22077.12
74	Omkarnath,Ankit ,Pappu ,Deepu	3175	0.737	FB 74	270	2.75	0.50	0.75	1.220	329.40	69.60	22926.24	0	22926.24
75	Muskan	3357	0.057	FB 75	110	2.75	0.50	0.75	1.220	134.20	69.60	9340.32	0	9340.32
76	Vanshgopal	2149	0.02	FB 76	140	2.75	0.50	0.75	1.220	170.80	69.60	11887.68	0	11887.68
77	Chotak	2151	0.405	FB 77	100	2.75	0.50	0.75	1.220	122.00	69.60	8491.20	0	8491.20
78	Shivvadan	4140	0.494	FB 78	225	2.75	0.50	0.75	1.220	274.50	69.60	19105.20	0	19105.20
79	Prakhar	4231	0.926	FB 79	240	2.75	0.50	0.75	1.220	292.80	69.60	20378.88	0	20378.88
80	Sukhdev	4232	0.837	FB 80	225	2.75	0.50	0.75	1.220	274.50	69.60	19105.20	0	19105.20
81	Rammohan	4224	0.304	FB 81	210	2.75	0.50	0.75	1.220	256.20	69.60	17831.52	0	17831.52
82	Mamtanai, Natthu, Jagannth	4223	0.295	FB 82	180	2.75	0.50	0.75	1.220	219.60	69.60	15284.16	0	15284.16
83	lakhtakia,beeru,naresh,	3947	0.105	FB 83	100	2.75	0.50	0.75	1.220	122.00	69.60	8491.20	0	8491.20
84	Mahadev	3948	0.243	FB 84	140	2.75	0.50	0.75	1.220	170.80	69.60	11887.68	0	11887.68
85	Bihari	3950	0.049	FB 85	200	2.75	0.50	0.75	1.220	244.00	69.60	16982.40	0	16982.40
86	Chunkavan	3967	0.47	FB 86	200	2.75	0.50	0.75	1.220	244.00	69.60	16982.40	0	16982.40
				Total	**14055**					**17147.1**		**1193438.16**	0	**1193438.16**

7. MWS- Bagrehi

	Bagrehi					Length		E.W(cum)		Total Cost
1	CD		PUCCA .STRACTURE			110		1270		67564=00
										109100=00
2	PB					1865		10304.13		548180=00
	TOTAL					1975		11574.13		724844=00
	Bhori									
1	CD					130		1560=00		82992=00
			PUCCA STRACTURE			5		322320		1611600
	TOTAL									1694592
	GRAND .TOTAL									2419436
									Rs	**2419200**

S.N.	Name of the beneficiary	Caste SC-ST/Others	Khasara No	Area (ha)	Activity Proposed	Length (M)	Breadth (Cm)	Top width CM	Height Cm	Cross Section (m2)	E.W. (Cum)	Rateper (Cum)	Safe structure no & cost	EWCost (Rs.)	Total Cost (Rs)
1	2	2(a)	3	4	5	6	7	8	9	10	11	12	13	14	15
1	BANJAR		494, 495	0.026	CD1	40	10	2	2	12	480	53.2	54550	25536	80086
2	BANJAR		493	0.285	CD2	20				12	240	53.2	54550	12768	67318
3	CHHACCI LAL	B.C	492	0.744	CD3	50	9.5	1.5	2	11	550	53.2	54550	29260	83810
				TOTAL		110					1270		109100	67564	231214

S.N.	Name of the beneficiary	Caste SC-ST/Others	Khasara No	Area (ha)	Activity Proposed	Length (M)	Breadth (Cm)	Top width CM	Height Cm	Cross Section (m2)	E.W. (Cum)	Rate per (Cum)	Safe structure no & cost	EW Cost (Rs.)	Total Cost (Rs)
1	2	2(a)	3	4	5	6	7	8	9.00	10	11	12	13	14	15
1	Gaya Prasad	Gen	827	0.559	PB-1	100	5.80	0.70	1.70	5.525	944.5	53.2	0	50247.40	50247.40
	Karuna Nidhi	Gen	874	0.149											
2	Vihad		863	1.995	PB2	280	5.80	0.70	1.70	5525	1547	53.2	0	82300.00	82300.00
3	Vihad		865	1.138	PB3	100	5.80	0.70	1.70	5.525	552.5	53.2	0	29393.00	29393.00
4	Ram Milan	B C	868	0.21	PB4	120	5.80	0.70	1.70	5.525	663	53.2	0	35272.00	35272.00
			869	0.718											
5	Gaya Prasad	Gen	895	0.175	PB6	160	5.80	0.70	1.70	5.525	884	53.2	0	47029.00	47029.00
	Vihad		896	0.263											
6	BadriPrasad	Gen	977	1.146	PB7	300	5.80	0.70	1.70	5.525	1657.5	53.2	0	88179.00	88179.00
	RudraPrasad	Gen	983	0.166											
	Janardan	Gen	982	0.289											
7	Bhaiyalal	Gen	1001	0.49		300	5.80	0.70	1.70	5.525	1657.5	53.2	0	88179.00	88179.00
	Kallu	Gen	1000	0.228	PB 8										
	Rama Devi	Gen	1009	0.744											
			1007	0.245											
8	Vihad	Gen	1042	0.429		225	5.80	0.70	1.70	5.525	1243.125	53.2	0	66135	66135.00
	Banjar	Gen	1026	0.018	PB10										
	BadriPrasad	Gen	1044	0.569											
9	Hiralal	Gen	901	0.543	PB 12	200	5.8	0.7	1.7	5.525	1105	53.2	0	58786	58786.00
	Bhodu	Gen	992	0.228											
	Harnarayan	Gen	993	0.158											
	TOTAL					**1865**								**545520.40**	**545520.40**

Village – Bhaunri

S.N.	Name of the beneficiary	Caste SC-ST/Others	Khasara No	Area (ha)	Activity Proposed	Length (M)	Breadth (Cm)	Top width CM	Height Cm	Cross Section (m2)	E.W. (Cum)	Rateper (Cum)	Safe structure no & cost	EW Cost (Rs.)	Total Cost (Rs)
1	2	2(a)	3	4	5	6	7	8	9	10	11	12	13	14	15
1	Banjar		4471	2.537	C .D1	30	10	2	2	12	360	53.2	151300	19152	170452
	YasodaNandan		4472	0.162											
	Sangam	Gen	4473	0.709											
	Deshraj singh														
2	Kirna	BC	4444	0.999	C D 2	30	10	2	2	12	360	53.2	190000	19152	209152
			4445	0.401											
	Sankarkishor	SC	4441	0.575											
3	RahulKha	Gen	4432	0.174	C D 3	35	10	2	2	12	420	53.2	151300	22344	173644
			4439	0.66											
4	Karim Baksh	Gen	4400	0.583	C D 4	35	10	2	2	12	420	53.2		22344	22344
	Rahim Baksh	Gen	4432	0.174											
				Total									**492600**	**82992**	**575592**
1	Banjar		4500	6.722	C D 1	7.20 M. Crist							511000		511000
					Pucca										
2	Pahra		4448	27.073	C D 2	8 M Crist							608000		608000
					Pucca										
	Total					**130 M**									
									Grand Total				**1611600**	**82992**	1694592

Village Bagrehi

S.N.	Name of the beneficiary	Caste SC-ST/Others	Khasara No	Area (ha)	Activity Proposed	Length (M)	Breadth (Cm)	Top width CM	Height Cm	Cross Section (m2)	E.W. (Cum)	Rateper (Cum)	Safe structure no & cost	EW Cost (Rs.)	Total Cost (Rs)
1	Ranchi		809	0.026	F.B.1	250	3.2	0.5	0.9	1.67	417.5	69.6	0	29058	29058
2	Rajkaran, Bhaiya Lal	Other	816	0.928	F.B.1	240	3.2	0.5	0.9	1.67	400.8	69.6	0	27895.68	27895.68
3	Devendra Kumar	Gen	937	0.088	F.B.3	120	3.2	0.5	0.9	1.67	200.4	69.6	0	13947.84	13947.84
4	Braj Bhushan	Gen	936	0.228	F.B.4	170	3.2	0.5	0.9	1.67	283.9	69.6	0	19759.44	19759.44
5	Ranchi	B .C	822	0.49	F.B.5	230	3.2	0.5	0.9	1.67	384.1	69.6	0	26733.36	26733.36
6	Ranchi	B.C	821	0.49	F.B.6	240	3.2	0.5	0.9	1.67	400.8	69.6	0	27895.68	27895.68
7	Karuna Nidhi	Gen	829	0.228	F.B.7	200	3.2	0.5	0.9	1.67	334	69.6	0	23246.4	23246.4
8	Shiv person	Gen	848	0.035	F.B.8	90	3.2	0.5	0.9	1.67	150.3	69.6	0	10460.88	10460.88
9	Badri Prasad	Gen	847	0.028	F.B.9	120	3.2	0.5	0.9	1.67	200.4	69.6	0	13947.84	13947.84
10	Ram singh	Gen	850	0.193	F.B.!0	280	3.2	0.5	0.9	1.67	467.6	69.6	0	32544.96	32544.96
11	Talab		787	0.035	F.B.11	240	3.2	0.5	0.9	1.67	400.8	69.6	0	27895.68	27895.68
12	Mahesh Prasad	B.C	780	0.219	F.B.12	140	3.2	0.5	0.9	1.67	233.8	69.6	0	16272.48	16272.48
13	Mahesh Prasad	B.C	779	0.219	F.B.13	150	3.2	0.5	0.9	1.67	250.5	69.6	0	17434.8	17434.8
14	Seema Kumari	Gen	778	0.29	F.B.14	210	3.2	0.5	0.9	1.67	350.7	69.6	0	24408.72	24408.72
15	Jamuna Prasad	Gen	725	0.621	F.B.15	300	3.2	0.5	0.9	1.67	501	69.6	0	34869.6	34869.6
16	Jamuna Prasad	Gen	775	0.201	F.B.16	150	3.2	0.5	0.9	1.67	250.5	69.6	0	17434.8	17434.8
17	Rama Devi	B.C	523	0.175	F.B.17	150	3.2	0.5	0.9	1.67	250.5	69.6	0	17434.8	17434.8
18	Rama Sankar Etc.	Gen	533	0.158	F.B.18	180	3.2	0.5	0.9	1.67	300.6	69.6	0	20921.76	20921.76
19	Uma Datta, Dudh Nath	Gen	562	0.201	F.B.19	130	3.2	0.5	0.9	1.67	217.1	69.6	0	15110.16	15110.16
20	Chotu, Jamhiya, Nanha	B.C	563	0.2274	F.B-20	200	3.2	0.5	0.9	1.67	334	69.6	0	23246.4	23246.4
21	Uma Dant	Gen	554	0.079	F.B-21	180	3.2	0.5	0.9	1.67	300.6	69.6	0	20921.76	20921.76
22	Banjar		700			250	3.2	0.5	0.9	1.67	417.5	69.6	0	29058	29058
	TOTAL					**4220**					**7047.4**			**490499.04**	**490499.04**

S.N.	Name of the beneficiary	Caste SC-ST/Others	Khasara No	Area (ha)	Activity Proposed	Length (M)	Breadth (Cm)	Top width CM	Height Cm	Cross Section (m2)	E.W. (Cum)	Rateper (Cum)	Safe structure no & cost	EWCost (Rs.)	Total Cost (Rs)
1	Radhey, Maha Nandan, Nandu	Gen, BC	591,600	0.420, 0.175	CD-1	100	3.2	0.5	0.9	1.665	166.5	69.9	190000	11638.35	201638.35
2	Jamuna, Prasad, Jamuna	SC	590, 585	0.341, 0.490	CD-2	140	3.2	0.5	0.9	1.665	233.1	69.9	190000	16293.69	206293.69
3	Bachhi Devi, Bhaiyalal, Radhey	Gen	616, 617, 618	0.298, 0.298, 0.429	CD-3	210	3.2	0.5	0.9	1.665	349.65	69.9	211000	24440.535	235440.535
4	Ram Khilawan, Buddha Ram	BC	611	0.928	CD-4	100	3.2	0.5	0.9	1.665	166.5	69.9	190000	11638.35	201638.35
5	Radhey Shyam, Ram Ratan	Gen, SC	613, 630	0.796, 0.805	CD-5	210	3.2	0.5	0.9	1.665	349.65	69.9	190000	24440.535	214440.535
6	Kisuna	BC	635	0.7	CD-6	210	3.2	0.5	0.9	1.665	349.65	69.9	190000	24440.535	214440.535
7	Bachha Ram, Hiralal	BC	640	0.289	CD-7	100	3.2	0.5	0.9	1.665	166.5	69.9	190000	11638.35	201638.35
8	Jamuna Prasad	SC	581	0.499	CD-8	100	3.2	0.5	0.9	1.665	166.5	69.9	190000	11638.35	201638.35
9	Banjar		558	0.114	CD-9	140	3.2	0.5	0.9	1.665	233.1	69.9	190000	16293.69	206293.69
10	Uma Dutt, G. Prasad	Gen, BC	554, 556	0.079, 0.184	CD-10	100	3.2	0.5	0.9	1.665	166.5	69.9	190000	11638.35	201638.35
11	Bachhi Devi, Santosh Kumar	Gen	648	0.552	CD-11	140	3.2	0.5	0.9	1.665	233.1	69.9	190000	16293.69	206293.69
12	Ram Khilawan	BC	646	0.205	CD-12	150	3.2	0.5	0.9	1.665	249.75	69.9	190000	17457.525	207457.525
13	G. Prasad	BC	573	0.14	CD-13	100	3.2	0.5	0.9	1.665	166.5	69.9	190000	11638.35	201638.35
14	Mantilal, Ram Krishan	BC, Gen	569, 570	0.350, 0.315	CD-14	140	3.2	0.5	0.9	1.665	233.1	69.9	190000	16293.69	206293.69
15	Prasad, Chota, Nanhi	BC, BC	572, 563	0.184, 0.227	CD-15	150	3.2	0.5	0.9	1.665	249.75	69.9	190000	17457.525	207457.525
16	Radhey Shyam, Krishan Kumar	Gen	671, 672	0.096, 0.516	CD-16	150	3.2	0.5	0.9	1.665	249.75	69.9	190000	17457.525	207457.525
17	Kamta, Ram Hari, Krishan	SC, Gen	675, 677,680	0.201, 0.254, 0.639	CD-17	200	3.2	0.5	0.9	1.665	333	69.9	211000	23276.7	234276.7
18	Badri Prasad	Gen	693	0.018	CD-18	180	3.2	0.5	0.9	1.665	299.7	69.9	190000	20949.03	210949.03
19	Anant Ram	Gen	695	0.438	CD-19	150	3.2	0.5	0.9	1.665	249.75	69.9	190000	17457.525	207457.525
20	Arvind, Rameshwar, Jamhil	Gen, BC	542, 541, 540	0.376, 0.333, 0.210	CD-20	210	3.2	0.5	0.9	1.665	349.65	69.9	190000	24440.535	214440.535
21	Banjar, Jamuna Prasad	SC	724, 723	0.018, 0.464	CD-21	150	3.2	0.5	0.9	1.665	249.75	69.9	190000	17457.525	207457.525
22	Jamuna Prasad, Babulal	SC, Gen	721	0.333	CD-22	100	3.2	0.5	0.9	1.665	166.5	69.9	190000	11638.35	201638.35
23	Mahesh Prasad, Narvada	BC, Gen	716, 715	0.639, 0.088	CD-23	150	3.2	0.5	0.9	1.665	249.75	69.9	190000	17457.525	207457.525
24	Narvada, Siya Kumari	Gen	711, 712	0.245, 0.490	CD-24	140	3.2	0.5	0.9	1.665	233.1	69.9	190000	16293.69	206293.69
25	Shaligram, Shiv Charan	BC, Gen	520, 524	0.228, 0.030	CD-25	100	3.2	0.5	0.9	1.665	166.5	69.9	190000	11638.35	201638.35
26	Shaligram, rama Devi	BC	521, 523	0.227, 0.175	CD-26	120	3.2	0.5	0.9	1.665	199.8	69.9	190000	13966.02	203966.02
27	Mahesh Prasad, Shiv Charan	BC, Gen	737, 733	0.048, 0.184	CD-27	210	3.2	0.5	0.9	1.665	349.65	69.9	211000	24440.535	235440.535
28	Ram Nath, Ram Saware	SC, SC	741, 742	0.315, 0.438	CD-28	150	3.2	0.5	0.9	1.665	249.75	69.9	190000	17457.525	207457.525
29	Badri Prasad, Mathura Prasad	Gen, SC	1062, 1063	0.691, 0.210	CD-29	180	3.2	0.5	0.9	1.665	299.7	69.9	190000	20949.03	210949.03
30	Satideen, Badri Prasad	BC, Gen	762, 761	0.124, 0.403	CD-30	150	3.2	0.5	0.9	1.665	249.75	69.9	190000	17457.525	207457.525
31	Radhey Krishan, Radhey Kishan	Gen	748, 754	0.560, 0.184	CD-31	160	3.2	0.5	0.9	1.665	266.4	69.9	190000	18621.36	208621.36

32	Badri Prasad	Gen	755	0.065	CD-32	100	3.2	0.5	0.9	1.665	166.5	69.9	190000	11638.35	201638.35
33	Jai Ram, Udaybhan	SC	796	0.814	CD-33	150	3.2	0.5	0.9	1.665	249.75	69.9	190000	17457.525	207457.525
34	Braj Bhushan, Radhey krishan	Gen	814	0.429, 0.175	CD-34	120	3.2	0.5	0.9	1.665	199.8	69.9	190000	13966.02	203966.02
35	Devendra Kumar		939	0.009	CD-35	150	3.2	0.5	0.9	1.665	249.75	69.9	190000	17457.525	207457.525
36	Ram Sajiwan	BC	928	0.526	CD-36	150	3.2	0.5	0.9	1.665	249.75	69.9	190000	17457.525	207457.525
37	Kallu	Gen	924	0.446	CD-37	150	3.2	0.5	0.9	1.665	249.75	69.9	190000	17457.525	207457.525
38	Rudra Pratap, Ram Sajiwan	Gen	825, 827	0.411, 0.526	CD-38	150	3.2	0.5	0.9	1.665	249.75	69.9	190000	17457.525	207457.525
Total						**5560**					**9257.4**		**7283000**	**647092.26**	**7930092.26**

S.N.	Name of the beneficiary	Caste SC-ST/Others	Khasara No	Area (ha)	Activity Proposed	Length (M)	Breadth (Cm)	Top width CM	Height Cm	Cross Section (m2)	E.W. (Cum)	Ratepe r (Cum)	Safe structur e no & cost	EW Cost (Rs.)	Total Cost (Rs)
1	Bacchi Devi, hari Krashan	BC, BC	648, 703	0.866	SB 1	210	4.80	0.60	1.40	3.78	793.80	69.60	32000	55248.48	87248.48
2	Krashna Kumar, navneet Kumar	Gen	669	0.14	SB 2	140	4.80	0.60	1.40	3.78	529.20	69.60	0	36832.32	36832.32
3	Arvind, Rameshwar, Jageshwar	Gen	706	0.543	SB 3	200	4.80	0.60	1.40	3.78	756.00	69.60	32000	52617.6	84617.6
4	Siya Kumar	BC	709	0.446	SB 4	140	4.80	0.60	1.40	3.78	529.20	69.60	0	36832.32	36832.32
5	Badri Prasad	Gen	792	1.033	SB 5	210	4.80	0.60	1.40	3.78	793.80	69.60	32000	55248.48	87248.48
6	Chandrapal	Gen	791	0.578	SB 6	140	4.80	0.60	1.40	3.78	529.20	69.60	0	36832.32	36832.32
7	Shiv, Anant Ram, Badri	SC, G, G	365, 1021, 1019, 961	0.230, 0.245, 0.192	SB 7	310	4.80	0.60	1.40	3.78	1171.80	69.60	32000	81557.28	113557.28
8	Shiv Shankar, Jageshwar	Gen, Gen	1025, 1030	0.429, 0.639	SB 8	240	4.80	0.60	1.40	3.78	907.20	69.60	32000	63141.12	95141.12
9	Banjar		1028	0.008	SB 9	100	4.80	0.60	1.40	3.78	378.00	69.60	0	26308.8	26308.8
10	Anant Ram	Gen	1014	0.149	SB 10	80	4.80	0.60	1.40	3.78	302.40	69.60	0	21047.04	21047.04
11	Anant Ram	Gen	1016	0.192	SB 11	100	4.80	0.60	1.40	3.78	378.00	69.60	0	26308.8	26308.8
12	Anant Ram	Gen	1012	0.647	SB 12	150	4.80	0.60	1.40	3.78	567.00	69.60	0	39463.2	39463.2
13	Baleshwar, Shiv Shankar	Gen	1032, 1034	0.263, 0.394	SB 13	180	4.80	0.60	1.40	3.78	680.40	69.60	32000	47355.84	79355.84
14	Rameshwar, Janardan	Gen	1009, 998	0.744, 0.543	SB 14	350	4.80	0.60	1.40	3.78	1323.00	69.60	32000	92080.8	124080.8
15	Banjar, Kallu, Ram Saware	Gen, SC	991, 992, 993	0.088, 0.131, 0.131	SB 15	280	4.80	0.60	1.40	3.78	1058.40	69.60	32000	73664.64	105664.64
16	Rudra, Hari Shankar, Raj Karan	Gen	925, 962	0.411, 0.569	SB 16	350	4.80	0.60	1.40	3.78	1323.00	69.60	32000	92080.8	124080.8
17	Shivdas, Guruwa	BC	988	0.604	SB 17	170	4.80	0.60	1.40	3.78	642.60	69.60	32000	44724.96	76724.96
18	Banjar		963	0.044	SB 18	170	4.80	0.60	1.40	3.78	642.60	69.60	32000	44724.96	76724.96

19	Badri, Raj Karan, Hira Mani	Gen, BC, SC	961, 962	0.613, 0.569	SB 19	110	4.80	0.60	1.40	3.78	415.80	69.60	0	28939.68	28939.68
20	Rudra Prasad	Gen	971	0.263	SB 20	210	4.80	0.60	1.40	3.78	793.80	69.60	32000	55248.48	87248.48
21	Banjar, Ram Saware, Ram Bahori	SC, G, G	984	0.438	SB 21	70	4.80	0.60	1.40	3.78	264.60	69.60	0	18416.16	18416.16
22	Banjar, Karuna, Bhaiyalal	Gen	984	0.192, 0.149	SB 22	210	4.80	0.60	1.40	3.78	793.80	69.60	32000	55248.48	87248.48
23	Rudra Pratap, Hira lal	Gen	972, 973, 901	0.079, 0.429, 0.543	SB 23	435	4.80	0.60	1.40	3.78	1644.30	69.60	32000	114443.28	146443.28
24	Ravi, Ram Bhajan	BC	913	0.586	SB 24	140	4.80	0.60	1.40	3.78	529.20	69.60	0	36832.32	36832.32
25	Gaya Prasad	Gen	56	0.166	SB 25	150	4.80	0.60	1.40	3.78	567.00	69.60	32000	39463.2	71463.2
26	Smt. Misariya, Raj Kumar, Ramanuj	Gen	912, 937	0.639	SB 26	150	4.80	0.60	1.40	3.78	567.00	69.60	32000	39463.2	71463.2
27	Sudeshna, Karuna Nidhan	Gen	910, 839	0.736, 0.140	SB 27	130	4.80	0.60	1.40	3.78	491.40	69.60	0	34201.44	34201.44
28	Bhaiyalal, Shiv das	Gen	900	0.356, 0.357	SB 28	250	4.80	0.60	1.40	3.78	1000.00	69.60	32000	69600	101600
29	Kallu	Gen	999	0.236	SB 29	320	4.80	0.60	1.40	3.78	1209.60	69.60	32000	84188.16	116188.16
30	Chotelal, Hira Mangal	SC	901	0.543	SB 30	190	4.80	0.60	1.40	3.78	718.20	69.60	32000	49986.72	81986.72
31	Bhaiyalal, Shiv das	Gen	902	0.368	SB 31	180	4.80	0.60	1.40	3.78	680.40	69.60	32000	47355.84	79355.84
32	Banjar		907	0.053	SB 32	380	4.80	0.60	1.40	3.78	1436.40	69.60	32000	99973.44	131973.4
33	Gaya Prasad, Sahodra, yashoda	Gen	891, 905	0.105, 0.298	SB 33	180	4.80	0.60	1.40	3.78	680.40	69.60	32000	47355.84	79355.84
34	Yashoda, sangamlal, Shiv Patia	Gen, BC	906, 878	0.245, 0.802	SB 34	120	4.80	0.60	1.40	3.78	453.60	69.60	0	31570.56	31570.56
35	Shiv Patia	BC	878	0.502	SB 35	140	4.80	0.60	1.40	3.78	529.20	69.60	0	36832.32	36832.32
36	Yashoda Nandan	Gen	879	0.341	SB 36	100	4.80	0.60	1.40	3.78	378.00	69.60	0	26308.8	26308.8
37	Karuna Nidhan	Gen	874	0.149	SB 37	140	4.80	0.60	1.40	3.78	529.20	69.60	0	36832.32	36832.32
38	Bihad, Banjar		871, 880	0.429, 0.035	SB 38	210	4.80	0.60	1.40	3.78	793.80	69.60	32000	55248.48	87248.48
39	Karuna Nidhan, Karuna Nidhan	Gen	872, 873	0.140, 0.551	SB 39	140	4.80	0.60	1.40	3.78	529.20	69.60	0	36832.32	36832.32
	Total					**7475**					**28310.50**		**736000**	**1970410.80**	**2706410.8**

S.N.	Name of the beneficiary	Caste SC-ST/Others	Khasara No	Area (ha)	Activity Proposed	Length (M)	Breadth (Cm)	Top width CM	Height Cm	Cross Section (m2)	E.W. (Cum)	Rateper (Cum)	Safe structure no & cost	EWCost (Rs.)	Total Cost (Rs)
1	Karuna Nidhan, banjar, Bhagwan	Gen,BC	885,886,887	.035,0 .032, 1.181	PB5	220	5.80	0.70	1.70	5.53	1215.50	69.60	0	84599	84599
2	Bhaiya Lal	Gen	1008	0.306	PB9	100	5.80	0.70	1.70	5.53	552.50	69.60	0	38454	38454
3	Ram Narayan, Badri, Banjar	Gen	10,451,057	0.070, 0.070, 0.035	PB11	200	5.80	0.70	1.70	5.53	1105.00	69.60	0	76908	76908
4	Banjar, Banjar		494,493	0.026, 0.285	PB13	80	5.80	0.70	1.70	5.53	442.00	69.60	0	30763	30763
5	Gauri Shankar	Gen	1075		PB14	120	5.80	0.70	1.70	5.53	663.00	69.60	0	46145	46145
	Total					**720**								**276869**	276869

S.N.	Name of the beneficiary	Caste SC-ST/Others	Khasara No	Area (ha)	Activity Proposed	Length (M)	Breadth (Cm)	Top width CM	Height Cm	Cross Section (m2)	E.W. (Cum)	Ratep er (Cum)	Safe structu re no & cost	EWCost (Rs.)	Total Cost
1	**2**	**2(a)**	**3**	**4**	**5**	**6**	**7**	**8**	**9**	**10**	**11**	**12**	**13**	**14**	**15**
1	Ram Pal, Chota, Shiv	BC	3646	0.04	CB1	180	3.20	0.50	0.90	1.67	299.70	69.60	0	20859.0	20859.0
2	Kamlesh	BC	3559	0.352	CB2	200	3.20	0.50	0.90	1.67	333.00	69.60	0	23177.0	23177.0
3	Kamlesh	BC	3559	0.352	CB3	100	3.20	0.50	0.90	1.67	166.50	69.60	0	11588.0	11588.0
4	Udit Narayan	Gen	3575	1.481	CB4	100	3.20	0.50	0.90	1.67	166.50	69.60	0	11588.0	11588.0
5	Pappu	BC	3566	1.027	CB5	110	3.20	0.50	0.90	1.67	183.15	69.60	0	12747.0	12747.0
6	Udit Narayan	Gen	3575	1.481	CB6	200	3.20	0.50	0.90	1.67	333.00	69.60	0	23170.0	23170.0
7	Devi Dayal	Gen	3614	0.815	CB7	200	3.20	0.50	0.90	1.67	333.00	69.60	0	23177.0	23177.0
8	Badri Vishal	Gen	3608	2.101	CB8	210	3.20	0.50	0.90	1.67	349.65	69.60	0	24336.0	24336.0
9	Devi Dayal	Gen	3614	0.8	CB9	100	3.20	0.50	0.90	1.67	166.50	69.60	0	11588.0	11588.0
10	Besaniya	BC	3678	0.405	CB10	200	3.20	0.50	0.90	1.67	333.00	69.60	0	23177.0	23177.0
11	Munna, Shyam Sunder	BC	3676	0.332	CB11	150	3.20	0.50	0.90	1.67	249.75	69.60	0	17383.0	17383.0
12	Munni Lal	SC	3670	0.085	CB12	80	3.20	0.50	0.90	1.67	133.20	69.60	0	9271.0	9271.0
13	Sukh Raj	SC	3807	0.806	CB13	200	3.20	0.50	0.90	1.67	333.00	69.60	0	23177.0	23177.0
14	Banjar		3808	0.016	CB14	180	3.20	0.50	0.90	1.67	299.70	69.60	0	20859.0	20859.0
15	Nali, Indrajeet	Gen	3768, 3769	0.020, 1.189	CB15	100	3.20	0.50	0.90	1.67	166.50	69.60	0	11588.0	11588.0
16	Kamlesh	BC	3761	0.364	CB16	150	3.20	0.50	0.90	1.67	277.77	69.60	0	19332.8	19332.8
17	Nanki Devi, Ram	BC	3794, 3796	0.360,	CB17	210	3.20	0.50	0.90	1.67	349.65	69.60	0	24335.0	24335.0

	Khilawan			1.133												
18	Shambhu, Kailash, Nankuaa	SC	3797	0.709	CB18	150	3.20	0.50	0.90	1.67	249.75	69.60	0	17383.0	17383.0
19	Etraj	SC	3799	0.628	CB19	180	3.20	0.50	0.90	1.67	299.70	69.60	0	20859.0	20859.0
20	Chandrabhan	BC	3776	0.959	CB20	220	3.20	0.50	0.90	1.67	366.30	69.60	0	25495.0	25495.0
21	Raj Kumar, Bachhi etc	BC	3787	0.206, 0.194	CB21	200	3.20	0.50	0.90	1.67	333.00	69.60	0	23177.0	23177.0
22	Narvada, Yashoda Nandan etc	Gen	3779, 3781	0.279, 1.315	CB22	230	3.20	0.50	0.90	1.67	382.95	69.60	0	26653.0	26653.0
23	Ramanuj, Vijay Kumar etc	Gen	3753, 3754	2.679, 0.421	CB23	280	3.20	0.50	0.90	1.67	466.20	69.60	0	32448.0	32448.0
24	Chunkawan, Suraj Kamal	Gen	3756	1.299	CB24	230	3.20	0.50	0.90	1.67	382.95	69.60	0	26653.0	26653.0
25	Chunkawan, Suraj Kamal	BC	3700	1.299	CB25	200	3.20	0.50	0.90	1.67	333.00	69.60	0	23177.0	23177.0
26	Narvada, Parag	BC	3748, 3749	0.761, 0.332	CB26	250	3.20	0.50	0.90	1.67	416.25	69.60	0	28971.0	28971.0
27	Desh, R. Naresh, R. Chandar, Chunkawan	BC	3709, 3708	0.837, 0.040	CB27	200	3.20	0.50	0.90	1.67	333.00	69.60	0	23177.0	23177.0
28	Shiv Prasad, Ram Murat, Chandrabhan	Gen, BC, BC	3735, 3736, 3742	0.833, 0.817, 0.450	CB28	250	3.20	0.50	0.90	1.67	416.25	69.60	0	28971.0	28971.0
29	Baby, Ram surat, Ram Awtar	BC	3734	0.194	CB29	150	3.20	0.50	0.90	1.67	249.75	69.60	0	17382.0	17382.0
30	Desh Raj, Ram Sukh	BC	3730	0.3	CB30	200	3.20	0.50	0.90	1.67	333.00	69.60	0	23177.0	23177.0
31	Ramanuj, Munna lal	Gen, SC	3712, 3720	0.040, 0.045	CB31	180	3.20	0.50	0.90	1.67	299.70	69.60	0	20859.0	20859.0
32	Ram Sajivan, Kunti, Surajpal	BC	3717, 3719	0.182, .097	CB32	180	3.20	0.50	0.90	1.67	299.70	69.60	0	20859.0	20859.0
33	Chandrabhan, Ram Raj	BC	3722	0.68	CB33	100	3.20	0.50	0.90	1.67	166.50	69.60	0	11588.0	11588.0
34	Ram Awtar etc	BC	3722	1.052	CB34	100	3.20	0.50	0.90	1.67	166.50	69.60	0	11588.0	11588.0
35	Yashoda Nandan, Sangam Lal, Ramanuj	Gen	4484, 4483, 4482	0.125, 0.125, 0.210	CB35	250	3.20	0.50	0.90	1.67	416.25	69.60	0	28971.0	28971.0
36	Chandrabhan etc	BC	4470	0.49	CB36	120	3.20	0.50	0.90	1.67	199.80	69.60	0	13906.0	13906.0
37	Kapil Muni	Gen	4249	0.425	CB37	250	3.20	0.50	0.90	1.67	416.25	69.60	0	28971.0	28971.0
38	Babulal, Ibraham etc	BC	4253, 4244	0.170, 0.101	CB38	200	3.20	0.50	0.90	1.67	333.00	69.60	0	23177.0	23177.0
39	Karim Baksh etc	BC	4273	1.137	CB39	180	3.20	0.50	0.90	1.67	299.70	69.60	0	20859.0	20859.0
40	Bihari, Buddh Vilas, Banjar	Gen	4263, 4264, 4265	0.214, 0.218, 0.218	CB40	210	3.20	0.50	0.90	1.67	349.65	69.60	0	24336.0	24336.0
41	Banjar		4398	0.012	CB41	200	3.20	0.50	0.90	1.67	333.00	69.60	0	23177.0	23177.0
42	Dwarika Prasad, Chunkai	Gen	4325, 4326	0.470, 0.061	CB42	250	3.20	0.50	0.90	1.67	416.25	69.60	0	28971.0	28971.0
43	Saurabh etc	BC	4363, 4366	0.405,	CB43	200	3.20	0.50	0.90	1.67	333.00	69.60	0	23177.0	23177.0

				0.186											
44	Smt Ramkali	BC	4532	0.065	CB44	200	3.20	0.50	0.90	1.67	333.00	69.60	0	23176.0	23176.0
45	Shiv Dhari, Ramesh etc	BC	4540, 4541	0.656, 0.348	CB45	300	3.20	0.50	0.90	1.67	499.50	69.60	0	34765.0	34765.0
	Total					**8330**								**967255.8**	**967255.8**

S.N.	Name of the beneficiary	Caste SC-ST/Others	Khasara No	Area (ha)	Activity Proposed	Length (M)	Breadth (Cm)	Top width CM	Height Cm	Cross Section (m2)	E.W. (Cum)	Rateper (Cum)	Safe structure no & cost	total Cost (Rs.)
1	**2**	**2(a)**	**3**	**4**	**5**	**6**	**7**	**8**	**9**	**10**	**11**	**12**	**13**	**14**
1	Smt. Rampyari, Chunka, Dwarika Prasad	BC	4323	0.287	FB1	170	3.20	0.50	0.90	1.67	283.90	69.60	0	19759
2	Karanwa, etc	SC	4334	0.235	FB2	180	3.20	0.50	0.90	1.67	300.60	69.60	0	20922
3	Karanwa, etc	SC	4340	0.304	FB3	200	3.20	0.50	0.90	1.67	334.00	69.60	0	23246
4	Cunkai, Karanwa, Tijiya	SC	4343	0.376	FB4	300	3.20	0.50	0.90	1.67	501.00	69.60	0	34870
5	Ramesar, etc.	BC	4348	0.583	FB5	210	3.20	0.50	0.90	1.67	350.70	69.60	0	24409
6	Munni Lal, Chota, Shiv Badan	SC, GEN	3655	1.096	FB6	330	3.20	0.50	0.90	1.67	551.10	69.60	0	38357
7	Smt. Bacchi	BC	3658	0.121	FB7	350	3.20	0.50	0.90	1.67	584.50	69.60	0	40680
8	Desraj	BC	3686	0.263	FB8	190	3.20	0.50	0.90	1.67	317.30	69.60	0	22084
	Total					**1930**					**3223.10**			**224327**

S. N.	Name of the beneficiary	Caste SC-ST/Others	Khasara No	Area (ha)	Activity Proposed	Length (M)	Breadth (Cm)	Top width CM	Height Cm	Cross Section (m2)	E.W. (Cum)	Rateper (Cum)	Safe structure no & cost	EWCost (Rs.)	Total Cost (Rs)
1	**2**	**2(a)**	**3**	**4**	**5**	**6**	**7**	**8**	**9**	**10**	**11**	**12**	**13**	**14**	**15**
1	Yasoda Nandan, Mata Prasad, Ramanuj	Gen	4478, 4479, 4480	0.174, 0.271, 0.356	SB1	200	4.80	0.60	1.40	3.78	756.00	69.60	32000	52618	84618
2	Ramanuj	Gen	4480	0.356	SB2	100	4.80	0.60	1.40	3.78	378.00	69.60	0	26309	26309
3	Ramsajiwan, Ganga Prasad, Sitaram	Gen	4486, 4491	0.506, 1.797	SB3	300	4.80	0.60	1.40	3.78	1134.00	69.60	32000	78926	110926
4	Desraj, Ramnaresh	BC	4473	0.709	SB4	250	4.80	0.60	1.40	3.78	945.00	69.60	32000	65772	97772
5	Mahaveer, Yasoda Prasad, Ganga Prasad	Gen	4488, 4491, 4494	0.287, 1.392, 0.320	SB5	380	4.80	0.60	1.40	3.78	1436.40	69.60	32000	99973	131973
6	Avdhesh Kumar	BC	5410	0.413	SB6	200	4.80	0.60	1.40	3.78	756.00	69.60	32000	52618	84618

7	Suraj Prasad, Keshav, Ramkripal, Karnva	SC	4520, 4524, 4525	0.882, 0.880, 0.295	SB7	350	4.80	0.60	1.40	3.78	1323.00	69.60	32000	92081	124081
8	Bhagchand, Mulchand, Ramsajiwan,	BC	4528, 4531	0.138, 0.579	SB8	350	4.80	0.60	1.40	3.78	1323.00	69.60	32000	92081	124081
9	Mustyari	BC	4557	0.028	SB9	350	4.80	0.60	1.40	3.78	1323.00	69.60	32000	92081	124081
10	Kaimbakhs, Rahimbakhs	BC	4359	0.287	SB10	250	4.80	0.60	1.40	3.78	945.00	69.60	32000	65772	97772
11	Rames Chand, Karimbakhas, Ramsajiwan	BC	4413, 4414, 4415, 4416	0.275, 0.101, 0.073, 0.401	SB11	250	4.80	0.60	1.40	3.78	945.00	69.60	32000	65772	97772
12	Karimbakhs, Rajabhiya, Ramkesh, Ramkishor	BC	4410, 4411	0.174, 0.934	SB12	300	4.80	0.60	1.40	3.78	1134.00	69.60	32000	78926	110926
13	Ramesh Chand, Dev Sthan	BC	4373, 4378	0.154, 0.045	SB13	260	4.80	0.60	1.40	3.78	982.80	69.60	32000	68403	100403
14	Avdhesh Kumar, Risikesh	BC	4407	0.93	SB14	120	4.80	0.60	1.40	3.78	453.60	69.60	0	31570	31570
15	Karimbakhs,, Ramkishor	BC	4406, 4409	0.271, 0.227	SB15	250	4.80	0.60	1.40	3.78	945.00	69.60	32000	65772	97772
16	Edutm Khan, etc.	BC	4295, 4301, 4302	0.113, 0.227, 0.214	SB16	260	4.80	0.60	1.40	3.78	982.80	69.60	32000	60903	92903
17	Edutm Khan, etc.	BC	4260	0.862	SB17	100	4.80	0.60	1.40	3.78	378.00	69.60	0	26308	26308
18	Edutm Khan, etc.	BC	4299	1.327	SB18	200	4.80	0.60	1.40	3.78	756.00	69.60	32000	52617	84617
19	Deshraj	BC	4306	0.223	SB19	300	4.80	0.60	1.40	3.78	1134.00	69.60	32000	78926	110926
20	Smt. Bindiya, Dwarika, Chnka	BC	4312, 4313, 4314	0.664, 0.664, 0.664	SB20	280	4.80	0.60	1.40	3.78	1058.40	69.60	32000	73665	105665
21	Rajendra Prasad	BC	4170	1.664	SB21	150	4.80	0.60	1.40	3.78	567.00	69.60	0	39463	39463
22	Bhola, Ramswaroop	SC	4168, 4169	0.287, 0.267	SB22	180	4.80	0.60	1.40	3.78	680.40	69.60	32000	47356	79356
23	Ramsanehi	BC	4167	0.555	SB23	190	4.80	0.60	1.40	3.78	718.20	69.60	32000	49987	81987
24	Ramaasre, etc	BC	4156	2.096	SB24	200	4.80	0.60	1.40	3.78	756.00	69.60	32000	52618	84618
	Total					**5770**					**21810.6**		**640000**	**1510517**	**2150517**

8. MWS- Buer

Sr. No.	Name of the beneficiary	Caste SC-ST/Others	Khasara No.	Area (ha)	Activity (Proposed)	Length (M)	Breadth (Cm)	Top width (Cm)	Height (Cm)	Cross Section (m2)	E.W. (Cum)	Rate per (Cum)	Safe structure No. & cost	Total Cost (Rs.)
1	Chhotelal	S.C	1098, 1219	0.219	CD 01	100	10	2	2	12.00	1200	53.2	63840	151300.000
2	Kalicharan	SC		0.796							2 M. Crist Pucca Structure			
3	Natthu,Bhuddhvilas	Other	1 110 111 111 051 100	0.368,0.210	CD 02	150	10	2	2	12.00	1800		95760	151300
4	Mohan	Other	1113	0.411,0079						2 M. Crist Pucca Structure				
5	Bhanuprasad, Anandiprasad	Other	108,310,841,085	0.166,0122	CD 03	100	10	2	2	12.00	1200.00		63840.00	211000
6				0.814						4.00 M.Crist Pucca Structure				
7	Kalva etc. Keram	SC	1224	2,630,263	CD 04	50	10	2	2	12.00	600.00		31920.00	
8	Kamla kusum	Other	1440/1, 1440/2, 1438	0.481,0700	CD 05	150	10	2	2	12.00	1800.00		95760.00	151300
9			1,480	0.202, 0.748, 0.197						2 M. Crist Pucca Structure				
10	Suryakali Singh,Akhilesh	ST	273 ,272,	0.779	CD 06	69	10	2,00	2	12.00	828.00		43848.00	
11	Total					619					7428		394968	664900
12	Yogendraprasad,Prasand		1115, 1114, 1078, 1258, 1269	3.55	PB 01	340	5.2	0.7	1.5	4.425	1504.5	51.83	77978	
13	Bhanuprasad, Anandiprasad		1085, 1086, 1088, 1079											
14	Bhanuprasad, Anandiprasad		1099, 1268											
15	Total					340					1504.5		77978	
16	Koduya	SC	1245		Talab 01	27	27		2.5				86520	
17	Total												86520	
18	Sachidanand,Onkarnath		1038, 1083, 1099, 707, 1378	1.442										
19	Bhanuprasad ,Buddhvilas			Borewell 06					10000					60000
20	Total				6									60000
	Grand Total					**959**					**8932.5**		**559466**	**724900**

Sr. No.	Name of the beneficiary	Caste SC-ST/Others	Khasara No.	Area (ha)	Activity (Proposed)	Length (M)	Breadth (Cm)	Top width (Cm)	Height (Cm)	Cross Section (m2)	E.W. (Cum)	Rate per (Cum)	Safe structure No. & cost	Total Cost (Rs.)
1	Chhotelal	S.C	1098, 1219	0.219	CD 01	100	10	2	2	12.00	1200	53.2	63840	151300.000
2	Kalicharan	SC		0.796							2 M. Crist Pucca Structure			
3	Natthu,Bhuddhvilas	Other	1 110 111 111 051 100	0.368,0.210	CD 02	150	10	2	2	12.00	1800		95760	151300
4	Mohan	Other	1113	0.411,0079						2 M. Crist Pucca Structure				
5	Bhanuprasad, Anandiprasad	Other	108,310,841,085	0.166,0122	CD 03	100	10	2	2	12.00	1200.00		63840.00	211000
6				0.814						4.00 M.Crist Pucca Structure				
7	Kalva etc. Keram	SC	1224	2,630,263	CD 04	50	10	2	2	12.00	600.00		31920.00	
8	Kamla kusum	Other	1440/1, 1440/2, 1438	0.481,0700	CD 05	150	10	2	2	12.00	1800.00		95760.00	151300
9			1,480	0.202, 0.748, 0.197						2 M. Crist Pucca Structure				
10	Suryakali Singh,Akhilesh	ST	273 ,272,	0.779	CD 06	69	10	2,00	2	12.00	828.00		43848.00	
11	Total					619					7428		394968	664900
12	Yogendraprasad,Prasand		1115, 1114, 1078, 1258, 1269	3.55	PB 01	340	5.2	0.7	1.5	4.425	1504.5	51.83	77978	
13	Bhanuprasad, Anandiprasad		1085, 1086, 1088, 1079											
14	Bhanuprasad, Anandiprasad		1099, 1268											
15	Total					340					1504.5		77978	
16	Koduya	SC	1245		Talab 01	27	27		2.5				86520	
17	Total												86520	
18	Sachidanand,Onkarnath		1038, 1083, 1099, 707, 1378	1.442										
19	Bhanuprasad ,Buddhvilas			Borewell 06					10000					60000
20	Total				6									60000
	Grand Total					**959**					**8932.5**		**559466**	**724900**

Sr. No.	Name of the beneficiary	Caste SC-ST/Others	Khasara No.	Area (ha)	Activity (Proposed)	Length (M)	Breadth (Cm)	Top width (Cm)	Height (Cm)	Cross Section (m2)	E.W. (Cum)	Rate per (Cum)	Total Cost (Rs.)	Pucca Structure
1	Suryavali Singh,Girdharilal	Other	594,588,302,		Check Dem Krist 400 M. Per@211000.00 Per Structure									844000
					Total	4								844000
	Suryavali Singh	Other	389	0.798	Bore Well 01 @10000 - Per Structure									10000
					Total	1								10000
	Vedprakash,Keshavprasad	Other	370,371	.210,551	CD 01	100	10	2	2	12	1200	53.2	63840	151300
											2 M. Crist Pucca			
						1								
					Total						12000		63840	151300
	Keshav, Ganga, Awadhesh	ST	607, 606, 609, 610, 603	5.834	PB 01	199	5.2	0.7	1.5	4.425	880.575	51.83	45640.2	
	Suryapal, Rampal Singh	St	593, 591, 588											
					Total	199					880.575		45640.2	
			Grand Total			199					2080.575		109374	1005300

Sr. No.	Name of the beneficiary	Caste SC-ST/Others	Khasara No.	Area (ha)	Activity (Proposed)	Length (M)	Breadth (Cm)	Top width (Cm)	Height (Cm)	Cross Section (m2)	E.W. (Cum)	Rate per (Cum)	Safe structure No. & cost	EW Cost (Rs.)	Total Cost (Rs)
Beur															
1	Bhura,Natthuprasad etc	Khunai	228,231,232	1.628	SB 01	200	5.2	0.7	1.5	4.425	885	69.6	32000	61596	93596.0
	Ayodhyaprasad Khunai									4.425					
2	Shambhu,Santoshkumar	other	233,234,236	1.287	SB 02	200	5.2	0.7	1.5	4.425	885	69.6	32000	61596	93596.0
	Kamta,Ramdev						5.2	0.7	1.5	4.425					
3	Shambhu,Santoshkumar	Other	237 ,254,	1.094	SB 03	150	5.2	0.7	1.5	4.425	663.75	69.6		46197	46197.0
	Kabta,Ayodhyaprasad						5.2	0.7	1.5	4.425					
4	Shambhu,Ayodhya,khunai		240,241,242,	1.287	SB 04	200	5.2	0.7	1.5	4.425	885	69.6	32000	61596	93596.0
	kamta, Suryavali,Chandravali						5.2	0.7	1.5	4.425					
5	Santoshkumar,kamta,	Other	235	0.823	SB 05	200	5.2	0.7	1.5	4.425	885	69.6	32000	61596	93596.0
	Ramdev						5.2	0.7	1.5	4.425					

6	Shivnath	Other	251,252	0.551	SB 06	100	5.2	0.7	1.5	4.425	4.425	69.6		30798	30798.0
7	Ramrup,Ramswaroop	Sc	248,249,	0.937	SB 07	100	5.2	0.7	1.5	4.425	4.425	69.6		30798	30798.0
	Matra,Shambhu,						5.2	0.7	1.5	4.425					
8	Kamla Kant	S.T.	245,246,	0.816	SB 08	200	5.2	0.7	1.5	4.425	885	69.6	32000	61596	93596.0
9	Birnight,Kamlakant,	Other	266,267	0.246	SB 09	150	5.2	0.7	1.5	4.425	663.75	69.6		46197	46197.0
10	Devidayal,Suryavali,Singh St,othar	ST,Other	282,254	560	SB 10	150	5.2	0.7	1.5	4.425	663.75	69.6		46197	46197.0
11	Ramnarayan	Other	257	604	SB 11	200	5.2	0.7	1.5	4.425	885	69.6	32000	61596	93596.0
12	Natthu etc. Mulua	SC	211,210	0.623	SB 12	200	5.2	0.7	1.5	4.425	885	69.6	32000	61596	93596.0
13	Shivnath,Satyadev,	Other	209,212	0.657	SB 13	100	5.2	0.7	1.5	4.425	4.425	69.6		30798	30798.0
	Chanshekhar						5.2	0.7	1.5	4.425					
14	Smt.Kalludevietc.	Other	281	1.146	SB 14	150	5.2	0.7	1.5	4.425	663.75	69.6		46197	46197.0
15	Suryavali etc.	Other	278	630	SB 15	150	5.2	0.7	1.5	4.425	663.75	69.6		46197	46197.0
16	Ramchandra,Bhairo	SC	277	551	SB 16	150	5.2	0.7	1.5	4.425	663.75	69.6		46197	46197.0
17	Kamla Kant	Other	275	464	SB 17	100	5.2	0.7	1.5	4.425	4.425	69.6		30798	30798.0
18	Narvadaprasad,Shyam	Other	295	0.394	SB 18	150	5.2	0.7	1.5	4.425	663.75	69.6		46197	46197.0
,	Sundar						5.2	0.7	1.5	4.425					
19	Narvadaprasad,Shyam	Other	291,292	1.05	SB 19	100	5.2	0.7	1.5	4.425	4.425	69.6		30798	30798.0
	Sundar						5.2	0.7	1.5	4.425					
20	Satyadeve etc.	Other	289	455	SB 20	100	5.2	0.7	1.5	4.425	4.425	69.6		30798	30798.0
21	Gopal Sharan	Other	288	166	SB 21	200	5.2	0.7	1.5	4.425	885	69.6	32000	61596	93596.0
22	Devidayal,Rakesh,Suresh		283,165	683	SB 22	200	5.2	0.7	1.5	4.425	885	69.6	32000	61596	93596.0
	Kamla Kant	Other													
23	Dwijendkumar,etc Amar	Other	147,148,149	1.034	SB 23	300	4.6	0.7	1.3	3.445	103.35	69.6	32000	71931	103931.0
	Nath,Rajendra,Chunakavan														
24	Amarnath,Ambikaprasad Other		146,150,151	691	SB 24	300	4.6	0.7	1.3	3.445	103.35	69.6	32000	71931	103931.0
25	Gayatridevi,Devidayal	Other	379,380	840	SB 25	150	4.6	0.7	1.3	3.445	516.75	69.6		35965	35965.0
26	Amarnath Devnath	Other	307	446	SB 26	100	5.2	0.7	1.5	4.425	4.425	69.6		30798	30798.0
27	Amarnath, Devnath	Other	308	0.088	SB 27	100	5.2	0.7	1.5	4.425	4.425	69.6		30798	30798.0
28	Shivnath, Gopal	BC	323,325	0.683	SB 28	200	5.2	0.7	1.5	4.425	885	69.6	32000	61596	93596.0
29	Natthu SmtKalludevi	BC	318	0.184	SB 29	200	5.2	0.7	1.5	4.425	885	69.6	32000	61596	93596.0
30	Mahaveer,etc Ramchand BC		14,281,429	0.805	SB 30	200	5.2	0.7	1.5	4.425	885	69.6	32000	61596	93596.0
31	Dilipkumar,Vinaykumar	Other	1433	0.744	SB 31	150	5.2	0.7	1.5	4.425	663.75	69.6		46197	46197.0
	Krishnkumar.														

32	Ramsakhi,Mahaviretc	Other	1434,1445 ,	1.173	SB 32	150	5.2	0.7	1.5	4.425	663.75	69.6		46197	46197.0
33	Sri Ram,Satyadev,Shambhu	bhu BC 1421,145 01451,14 52 1.593				150	5.2	0.7	1.5	4.425	663.75	69.6		46197	46197.0
	Girdhari,Santoshkumar														
34	Narendraprasadetc	BC	1449	1.418	SB 34	150	5.2	0.7	1.5	4.425	663.75	69.6		46197	46197.0
35	Akhileshkumar	Other	1442	1.365	SB 35	150	5.2	0.7	1.5	4.425	663.75	69.6		46197	46197.0
36	Ghanshyam,Janardan	Other	14,741,47 5	0.967	SB 36	150	5.2	0.7	1.5	4.425	663.75	69.6		46197	46197.0
37	Ramsakhi	Other	1463	193	SB 37	150	5.2	0.7	1.5	4.425	4.425	69.6		30798	30798.0
38	Shivmohan	Other	1393	0.088	SB 38	150	5.2	0.7	1.5	4.425	663.75	69.6		46197	46197.0
39	Jagpal etc.	Other	694,	551	SB 39	100	5.2	0.7	1.5	4.425	4.425	69.6		30798	30798.0
40	Hanumansaran	Other	695	621	SB 40	100	5.2	0.7	1.5	4.425	4.425	69.6		30798	30798.0
41	Sachidanand	Other	706	0.359	SB 41	150	5.2	0.7	1.5	4.425	663.75	69.6		46197	46197.0
42	Girdharilal,Endrajeet,	BC	14,571,38 2	0.639	SB 42	150	5.2	0.7	1.5	4.425	663.75	69.6		46197	46197.0
	Gangaprasad						5.2	0.7	1.5	4.425					
43	Ramrup,Ramswaroop	BC	1380	175	SB 43	100	5.2	0.7	1.5	4.425	4.425	69.6		30798	30798.0
44	Girdharilal	BC	1455	175	SB 44	200	5.2	0.7	1.5	4.425	885	69.6	32000	61596	93596.0
45	Chunkavan,Bhanupratap	BC	740	1.086	SB 45	100	5.2	0.7	1.5	4.425	4.425	69.6		30798	30798.0
	Natthuram,Rambahori.														
46	Ramkhelavan,	BC	1294	236	SB 46	100	5.2	0.7	1.5	4.425	4.425	69.6		30798	30798.0
47	Akhilesh etc.	Other	1523	184	SB 47	150	4.6	0.7	1.3	3.445	516.75	69.6		35965	35965.0
48	Anilkumar,Ajeetkumar,	BC	1349	0.744	SB 48	150	4.6	0.7	1.3	3.445	516.75	69.6		35965	35965.0
	Kaushalyadevi etc.						4.6	0.7	1.3	3.445	516.75	69.6		35965	35965.0
49	Ramkhelavan,	BC	1299	0.341	SB 49	150	4.6	0.7	1.3	3.445	516.75	69.6		35965	35965.0
50	VindeSwari etc		1301	367	SB 50	150	4.6	0.7	1.3	3.445	516.75	69.6		35965	35965.0
51	Jagpaletc.Puranprasad,	BC	1302	0.385	SB 51	150	4.6	0.7	1.3	3.445	516.75	69.6		35965	35965.0
	Devidayaletc.						4.6	0.7	1.3	3.445					
52	Narvadaprasad,Shyam		1327	315	SB 52	150	4.6	0.7	1.3	3.445	516.75	69.6		35965	35965.0
	Sundar						4.6	0.7	1.3	3.445					
53	Dilipkumar,Vinaykumar	Other	1336	245	SB 53	250	4.6	0.7	1.3	3.445	861.25	69.6	32000	59943	91943.0
54	Onkarnath,Endrajeetetc	Other	1329,1330 ,1331,	0.674	SB 54	300	4.6	0.7	1.3	3.445	1033.5	69.6	32000	71931	103931.0
55	Yogendraprasadetc,Shiv	Other	807	0.517	SB 55	250	4.6	0.7	1.3	3.445	861.25	69.6	32000	59943	91943.0
	Charan						4.6	0.7	1.3	3.445					

56	Udayraj,Anandprasad,	Other	810, 100, 101	2.653	SB 56	300	4.6	0.7	1.3	3.445	103.35	69.6	32000	71931	103931.0
	Kaushalkishor,Lalitpukar						4.6	0.7	1.3	3.445					
	Krishnkumar,Shivprasad						4.6	0.7	1.3	3.445					
57	Kishana,Haria,Ramchand Other		1002	0.586	SB 57	250	4.6	0.7	1.3	3.445	861.25	69.6	32000	59943	91943.0
58	Ramautar etc.Natthu,	SC	800,801	0.332	SB 58	150	4.6	0.7	1.3	3.445	516.75	69.6		35965	35965.0
	Chunku,Chhota						4.6	0.7	1.3	3.445					
59	Anilkumar,Ajeetkumar,	Other	1065,1066 ,1067,	613	SB 59	250	4.6	0.7	1.3	3.445	861.25	69.6	32000	59943	91943.0
	Natthu,Khilouna,Anupam							0.7							
	Kumar,Jageswar etc.							0.7							
60	Vidhyadhar,Anandiprasad Other		1082	131	SB 60	250	4.6	0.7	1.3	3.445	861.25	69.6	32000	59943	91943.0
61	Samajeet etc.		1064	271	SB 61	150	4.6	0.7	1.3	3.445	516.75	69.6		35965	35965.0
62	Anandiprasad,Onkarnath	other	1011,1012 ,	0.578	SB 62	150	4.6	0.7	1.3	3.445	516.75	69.6		35965	35965.0
	Lovekush,						4.6	0.7	1.3	3.445					
63	Onkarnath,etc Vidhyadhar Other		10,141,01 3	1.273	SB 63	300	4.6	0.7	1.3	3.445	103.35	69.6	32000	71931	103931.0
	Anandi, Gangaprasad						4.6	0.7	1.3	3.445					
64	Vidhyadhar,Anandiprasad Other		1082	131	SB 64	350	4.6	0.7	1.3	3.445	1205.75	69.6	32000	83930	115930.0
65	Anilkumar,Ajeetkumar,	Other	104,810,4 91,051	0.428	SB 65	250	4.6	0.7	1.3	3.445	861.25	69.6	32000	59943	91943.0
	Ramsakhi,Ramswarup						4.6	0.7	1.3	3.445					
	Anilkumar,Manva Munna SC						4.6	0.7	1.3	3.445					
66	Sabhapati etc.Natthu		10,441,04 3	0.201	SB 66	200	4.6	0.7	1.3	3.445	689	69.6	32000	47954	79954.0
67	Anoopkumar,Jageswar etc Other		1068	193	SB 67	200	4.6	0.7	1.3	3.445	689	69.6	32000	47954	79954.0
68	Vidhyadhar,Anandiprasad Other		1268	184	SB 68	200	4.6	0.7	1.3	3.445	689	69.6	32000	47954	79954.0
69	Foolchandra Other		1264	0.394	SB 69	200	4.6	0.7	1.3	3.445	689	69.6	32000	47954	79954.0
70	Bhanupratap etc	Other	12,511,25 4	0.703	SB 70	250	4.6	0.7	1.3	3.445	861.25	69.6	32000	59943	91943.0
71	MoHanlal,Ambikaprasad	BC	1315,1323 ,	1.094	SB 71	250	4.6	0.7	1.3	3.445	861.25	69.6	32000	59943	91943.0
	Radheshyam.						4.6	0.7	1.3	3.445					
72	Onkarnath,Vidhyadhar	Other	1316,1322 ,	368	SB 72	250	4.6	0.7	1.3	3.445	861.25	69.6	32000	59943	91943.0
	Natthuram,Ramswarup						4.6	0.7	1.3	3.445					

	Ramkhelavan,						4.6	0.7	1.3	3.445					
73	Smt .Prabhadevi	Other	1629	0.228	SB 73	150	4.6	0.7	1.3	3.445	516.75	69.6		35965	35965.0
74	Narendraprasad.	Other	1628	0.046	SB 74	150	4.6	0.7	1.3	3.445	516.75	69.6		35965	35965.0
75	Ashwanikumar	Other	1623	166	SB 75	100	4.6	0.7	1.3	3.445	344.5	69.6		23977	23977.0
76	Vidhyadhar,Anandiprasad Other		1311,1313,	1.173	SB 76	250	4.6	0.7	1.3	3.445	861.25	69.6	32000	59943	91943.0
	Chhitari etc.						4.6	0.7	1.3	3.445					
77	Santoshkumar Ashwani,	Other	1310,1237,1312,	1.462	SB 77	350	4.6	0.7	1.3	3.445	1205.75	69.6	32000	83920	115920.0
	Rajdhar,Vidhyadhar etc.						4.6	0.7	1.3	3.445					
78	shravankumar	Other	1631,1632,	306	SB 78	300	4.6	0.7	1.3	3.445	103.35	69.6	32000	71931	103931.0
79	Ramsakhi,Rajeshwari,	Other	1226	0.849	SB 79	200	4.6	0.7	1.3	3.445	689		32000	47954	79954.0
	Yogendraprasad.						4.6	0.7	1.3	3.445					
80	Natthu,Chunna,	SC	1233,1235,1232,1230 1.322		SB 80	350	4.6	0.7	1.3	3.445	1205.75	69.6	32000	83920	115920.0
	Dwarikaprasad,Shivnayak Other						4.6	0.7	1.3	3.445					
	AkhileshKumar	BC					4.6	0.7	1.3	3.445					
81	Shivprasad,Ramnaresh	BC	12,211,222	0.228	SB 81	250	4.6	0.7	1.3	3.445	861.25	69.6	32000	59943	91943.0
82	Buddhvilash,satishkumar BC		1093,1000,	359	SB 82	150	4.6	0.7	1.3	3.445	516.75	69.6		35965	35965.0
83	Buddhvilash	BC	1091	193	SB 83	150	4.6	0.7	1.3	3.445	516.75	69.6		35965	35965.0
84	Buddhvilash	BC	1110	368	SB 84	150	4.6	0.7	1.3	3.445	516.75	69.6		35965	35965.0
85	Vidhyadhar,Anandiprasad Other		1217,1218,	446	SB 85	150	4.6	0.7	1.3	3.445	516.75	69.6		35965	35965.0
							4.6	0.7	1.3	3.445					
	Grand.Total										**59669.5**		**1216000**	**4188953**	**5404953.0**

Sr. No.	Name of the beneficiary	Caste SC-ST/Others	Khasara No.	Area (ha)	Activity (Proposed)	Length (M)	Breadth (Cm)	Top width (Cm)	Height (Cm)	Cross Section (m2)	E.W. (Cum)	Rate per (Cum)	Safe structure No. & cost	Total Cost (Rs.)
1	Vindaprasad	BC	1408	149	CB 01	200	3.2	0.5	0.9	1.665	333	69.6	0	23176
2	Ramchandra,Balaprasad BC		326	551	CB 02	250	3.2	0.5	0.9	1.665	416.25	69.6	0	28971
3	Gayatridevi	BC	1459	433	CB 03	150	3.2	0.5	0.9	1.665	249.75	69.6	0	17382
4	Vidhyadhar,Anandi,	Other	13,871,388	646	CB 04	150	3.2	0.5	0.9	1.665	249.75	69.6	0	17382
	Sachidanand etc.						3.2	0.5	0.9	1.665		69.6	0	
5	Natthuprasad etc.	BC	1379	420	CB 05	150	3.2	0.5	0.9	1.665	249.75	69.6	0	17382

6	Endrajeet,Gangaprasad	Other	1382	464	CB 06	150	3.2	0.5	0.9	1.665	249.75	69.6	0	17382
7	Udayaraj Singh etc	Other	1525	0.42	CB 07	150	3.2	0.5	0.9	1.665	249.75	69.6	0	17382
8	Udayaraj Singh ,Shivakant, Other		1364,1365,	0.578	CB 08	200	3.2	0.5	0.9	1.665	333	69.6	0	23176
9	Sri Kant												0	
10	Ramchandra, etc .		735	420	CB 10	250	3.2	0.5	0.9	1.665	416.25	69.6	0	28971
11	Shyamlal	BC	736	0.105	CB 11	200	3.2	0.5	0.9	1.665	333	69.6	0	23176
12	Udayaraj etc.	Other	738	394	CB 12	200	3.2	0.5	0.9	1.665	333	69.6	0	23176
13	Anandiprasad,Kaushal	Other	739	498	CB 13	200	3.2	0.5	0.9	1.665	333	69.6	0	23176
	Kishor,Natthuram,etc.	Other					3.2	0.5	0.9	1.665			0	
14	Balram Singh,Mansingh	Other	747	350	CB 14	200	3.2	0.5	0.9	1.665	333	69.6	0	23176
15	Sabhapati,Natthu etc.	Other	1116	0.56	CB 15	150	3.2	0.5	0.9	1.665	249.75	69.6	0	17383
	Total					**2950**					**4911.75**			**341858**

1	Sadhusaran etc.	BC	179	219	FB 01	300	2.75	0.5	0.75	1.22	366	69.6	0	25473
2	Ramroop,Ramswaroop	BC	178	175	FB 02	200	2.75	0.5	0.75	1.22	244	69.6	0	16982
3	Chandrabhusan	Other	183	315	FB 03	300	2.75	0.5	0.75	1.22	366	69.6	0	25473
4	Rajendra etc.	BC	184	446	FB 04	300	2.75	0.5	0.75	1.22	366	69.6	0	25473
5	Bhura etc.	BC	174	280	FB 05	250	2.75	0.5	0.75	1.22	305	69.6	0	21228
6	Ayodhyaprasad	BC	175	271	FB 06	250	2.75	0.5	0.75	1.22	305	69.6	0	21228
7	Durga Prasad etc.	BC	170	219	FB 07	250	2.75	0.5	0.75	1.22	305	69.6	0	21228
8	Dileepkumar etc.Bothilal BC		168	402	FB 08	200	2.75	0.5	0.75	1.22	244	69.6	0	16982
9	Narvada Prasad,Shyamsundar Other 166			315	FB 09	150	2.75	0.5	0.75	1.22	183	69.6	0	12736
10	Raghavendra etc.	Other	160	350	FB 10	300	2.75	0.5	0.75	1.22	366	69.6	0	25473
11	Jagpal,babulal etc.	BC	155	271	FB 11	150	2.75	0.5	0.75	1.22	183	69.6	0	12736
12	Gopal	BC	156	254	FB 12	250	2.75	0.5	0.75	1.22	305	69.6	0	21228
13	Ambikaprasad etc	BC	156	256	FB 13	150	2.75	0.5	0.75	1.22	183	69.6	0	12736
14	Onkarnath	Other	373	193	FB 14	250	2.75	0.5	0.75	1.22	305	69.6	0	21228
15	Onkarnath	Other	372	193	FB 15	200	2.75	0.5	0.75	1.22	244	69.6	0	16982
16	Onkarnath	Other	141	464	FB 16	250	2.75	0.5	0.75	1.22	305	69.6	0	21228
17	Omkarnath	Other	144	70	FB 17	100	2.75	0.5	0.75	1.22	122	69.6	0	8491
18	Rajendra etc.	BC	143	250	FB 18	150	2.75	0.5	0.75	1.22	183	69.6	0	12736
19	Rajendra ,Pradeep ,	BC	142	403	FB 19	300	2.75	0.5	0.75	1.22	366	69.6	0	25473
20	Sadhuram	BC	339	525	FB 20	250	2.75	0.5	0.75	1.22	305	69.6	0	21228
21	Surendraprasad	BC	386	236	FB 21	150	2.75	0.5	0.75	1.22	183	69.6	0	12736
22	Surendraprasad	BC	385	24	FB 22	150	2.75	0.5	0.75	1.22	183	69.6	0	12736

23	Natthu	SC	344	411	FB 23	250	2.75	0.5	0.75	1.22	305	69.6	0	21228
24	Surendraprasad	BC	345	621	FB 24	300	2.75	0.5	0.75	1.22	366	69.6	0	25473
25	Sadhusaran etc.	BC	389	429	FB 25	150	2.75	0.5	0.75	1.22	183	69.6	0	12736
26	Santosh Kumar	BC	1405	122	FB 26	250	2.75	0.5	0.75	1.22	305	69.6	0	21228
27	Santosh Kumar	BC	1404	280	FB 27	300	2.75	0.5	0.75	1.22	366	69.6	0	25473
28	Natthu	SC	684	550	FB 28	250	2.75	0.5	0.75	1.22	305	69.6	0	21228
29	Natthu	SC	683	105	FB 29	150	2.75	0.5	0.75	1.22	183	69.6	0	12736
30	Hanumansaran	Other	697	193	FB 30	150	2.75	0.5	0.75	1.22	183	69.6	0	12736
31	Avdhesh	Other	698	175	FB 31	150	2.75	0.5	0.75	1.22	183	69.6	0	12736
32	Babulal	Other	699	61	FB 32	150	2.75	0.5	0.75	1.22	183	69.6	0	12736
33	Ramchandra	BC	700	122	FB 33	200	2.75	0.5	0.75	1.22	244	69.6	0	16982
34	Dwarika	BC	701	170	FB 34	200	2.75	0.5	0.75	1.22	244	69.6	0	16982
35	Endrajeet	Other	712	630	FB 35	200	2.75	0.5	0.75	1.22	244	69.6	0	16982
36	Endrajeet	Other	711	359	FB 36	250	2.75	0.5	0.75	1.22	305	69.6	0	21228
37	Kedar		773	166	FB 37	150	2.75	0.5	0.75	1.22	183	69.6	0	12736
38	Kamla Kant.	Other	774	109	FB 38	150	2.75	0.5	0.75	1.22	183	69.6	0	12736
39	Kamla Kant.	Other	776	108	FB 39	150	2.75	0.5	0.75	1.22	183	69.6	0	12736
40	Kamla Kant.	Other	777	219	FB 40	150	2.75	0.5	0.75	1.22	183	69.6	0	12736
41	Kamla Kant.	Other	775	197	FB 41	200	2.75	0.5	0.75	1.22	244	69.6	0	
42	Endrajeet	Other	769	116	FB 42	150	2.75	0.5	0.75	1.22	183	69.6	0	12736
43	Endrajeet	Other	669	120	FB 43	150	2.75	0.5	0.75	1.22	183	69.6	0	12736
44	Ganga Prasad	BC	768	288	FB 44	200	2.75	0.5	0.75	1.22	244	69.6	0	16982
45	Harprasad	BC	767	422	FB 45	200	2.75	0.5	0.75	1.22	244	69.6	0	16982
46	Ganga Prasad	BC	793	201	FB 46	200	2.75	0.5	0.75	1.22	244	69.6	0	16982
47	Akhilesh Kumar	Other	795	540	FB 47	250	2.75	0.5	0.75	1.22	305	69.6	0	21228
48	Ramchandra	BC	790	193	FB 48	200	2.75	0.5	0.75	1.22	244	69.6	0	16982
49	Ramchandra	BC	794	96	FB 49	250	2.75	0.5	0.75	1.22	305	69.6	0	21228
50	Atvalsingh	Other	758	219	FB 50	200	2.75	0.5	0.75	1.22	244	69.6	0	16982
51	Atvalsingh	Other	759	149	FB 51	150	2.75	0.5	0.75	1.22	183	69.6	0	12736
52	Atvalsingh	Other	760	193	FB 52	200	2.75	0.5	0.75	1.22	244	69.6	0	16982
53	Atvalsingh	Other	815	114	FB 53	150	2.75	0.5	0.75	1.22	183	69.6	0	12736
54	Atvalsingh	Other	816	132	FB 54	150	2.75	0.5	0.75	1.22	183	69.6	0	12736
55	Ramchandra	BC	814	385	FB 55	300	2.75	0.5	0.75	1.22	366	69.6	0	25473
56	Ramchandra	BC	813	315	FB 56	300	2.75	0.5	0.75	1.22	366	69.6	0	25473
57	Akhileshkumar,Atival	Other	817	175	FB 57	250	2.75	0.5	0.75	1.22	305	69.6	0	21228
58	Atival Singh	Other	818	201	FB 58	250	2.75	0.5	0.75	1.22	305	69.6	0	21228

59	Ramchandra	BC	819	333	FB 59	200	2.75	0.5	0.75	1.22	244	69.6	0	16982
60	Akhileshkumar	Other	820	341	FB 60	200	2.75	0.5	0.75	1.22	244	69.6	0	16982
61	Atival Singh	Other	821	305	FB 61	200	2.75	0.5	0.75	1.22	244	69.6	0	16982
62	Ramchandra	BC	823	333	FB 62	250	2.75	0.5	0.75	1.22	305	69.6	0	21228
63	Keshavprasad	BC	824	648	FB 63	250	2.75	0.5	0.75	1.22	305	69.6	0	21228
64	Ramcharan	BC	825	613	FB 64	200	2.75	0.5	0.75	1.22	244	69.6	0	16982
65	Mahavir	BC	822	910	FB 65	300	2.75	0.5	0.75	1.22	366	69.6	0	25473
66	Anoopkumar	Other	1068	193	FB 66	250	2.75	0.5	0.75	1.22	305	69.6	0	21228
67	Jageshwar	Other	1069	334	FB 67	250	2.75	0.5	0.75	1.22	305	69.6	0	21228
68	Chunnidevi	Other	1458	433	FB 68	250	2.75	0.5	0.75	1.22	305	69.6	0	21228
69	Akhileshkumur	Other	1521	140	FB 69	150	2.75	0.5	0.75	1.22	183	69.6	0	12736
70	Dhanshyam		1527	298	FB 70	250	2.75	0.5	0.75	1.22	305	69.6	0	21228
71	Endrajeet	Other	1529	245	FB 71	250	2.75	0.5	0.75	1.22	305	69.6	0	21228
72	Mamta	SC	1530	53	FB 72	250	2.75	0.5	0.75	1.22	305	69.6	0	21228
73	Ghanshyam	BC	1528	298	FB 73	250	2.75	0.5	0.75	1.22	305	69.6	0	21228
74	Ghanshyam	BC	1528/1	123	FB 74	250	2.75	0.5	0.75	1.22	305	69.6	0	21228
75	Endrajeet	Other	1529	245	FB 75	100	2.75	0.5	0.75	1.22	122	69.6	0	8491
76	Jagannath	Other	1531	184	FB 76	150	2.75	0.5	0.75	1.22	183	69.6	0	12736
77	Ramkhelavan	BC	1533	61	FB 77	150	2.75	0.5	0.75	1.22	183	69.6	0	12736
78	Ramkhelavan	BC	1534	88	FB 78	200	2.75	0.5	0.75	1.22	244	69.6	0	16982
79	Ramkhelavan	BC	1344	96	FB 79	250	2.75	0.5	0.75	1.22	305	69.6	0	21228
80	Ramkhelavan	BC	1343	88	FB 80	250	2.75	0.5	0.75	1.22	305	69.6	0	21228
81	Kalesh,Dulesh,Rakesh,	BC	1347	298	FB 81	200	2.75	0.5	0.75	1.22	244	69.6	0	16982
82	Santosh Kumar	BC	1353	228	FB 82	250	2.75	0.5	0.75	1.22	305	69.6	0	21228
83	Gayatridevi,Devidayal,	Other	1339	403	FB 83	200	2.75	0.5	0.75	1.22	244	69.6	0	16982
84	Ramkhelavan,	BC	1532	0.096	FB 85	250	2.75	0.5	0.75	1.22	305	69.6	0	21228
85	Durgaprasad,BrajBhusan	Other	1320	385	FB 86	250	2.75	0.5	0.75	1.22	305	69.6	0	21228
	Brajraj						2.75	0.5	0.75	1.22		69.6	0	
86	Vidhyadhar	Other	1610	166	FB 87	150	2.75	0.5	0.75	1.22	183	69.6	0	12736
87	Onkarnath	Other	1611	184	FB 88	150	2.75	0.5	0.75	1.22	183	69.6	0	12736
88	Natthu	SC	1609	114	FB 89	150	2.75	0.5	0.75	1.22	183	69.6	0	12736
89	Akhilesh	Other	1608	26	FB 90	150	2.75	0.5	0.75	1.22	183	69.6	0	12736
90	Dulariya	SC	1612	280	FB 91	200	2.75	0.5	0.75	1.22	244	69.6	0	16982
91	Shishupal,Ambikaprasad	Other	1606	88	FB 92	150	2.75	0.5	0.75	1.22	183	69.6	0	12736
92	Buddhavilash,Harprasad		1119	271	FB 93	250	2.75	0.5	0.75	1.22	305	69.6	0	21228
93	Kalua	SC	1125	88	FB 94	150	2.75	0.5	0.75	1.22	183	69.6	0	12736

94	Ramswaroop,Ramkhelavan		1120	245	FB 95	250	2.75	0.5	0.75	1.22	305	69.6	0	21228
95	Kalua	SC	1125/1	119	FB 96	250	2.75	0.5	0.75	1.22	305	69.6	0	21228
96	Sri Ram	SC	1124	306	FB 97	200	2.75	0.5	0.75	1.22	244	69.6	0	16982
97	Kalua	SC	1123	306	FB 98	250	2.75	0.5	0.75	1.22	305	69.6	0	21228
98	Shivprasad	BC	1121	88	FB 99	150	2.75	0.5	0.75	1.22	183	69.6	0	12736
99	Shivprasad ,Ramnaresh	BC	1122	140	FB 100	150	2.75	0.5	0.75	1.22	183	69.6	0	12736
	Grand Total:					**20950**					**25559**			**1778906**

Sr. No.	Name of the beneficiary	Caste SC-ST/Others	Khasara No.	Area (ha)	Activity (Proposed)	Length (M)	Breadth (Cm)	Top width (Cm)	Height (Cm)	Cross Section (m2)	E.W. (Cum)	Rate per (Cum)	Safe structure No. & cost	EW Cost (Rs.)	Total Cost (Rs)
1	Avdhesh Prasad,Dinesh	Other	603	1.04	SB 01	300	4.25	0.5	1.25	2.97	891	69.9	32000	62280.9	94280.9
2	Avdhesh Kumar		619	1.271	SB 02	300	4.25	0.5	1.25	2.97	891	69.9	32000	62280.9	94280.9
3	Avdheshprasad,VedPrakash Other		335	450	SB 03	250	4.25	0.5	1.25	2.97	742.5	69.9	32000	51900.75	83900.75
4	VedPrakash	Other	357	0.089	SB 04	200	4.25	0.5	1.25	2.97	594	69.9	32000	41520.6	73520.6
5	Keshavprakash,Vedprakash Other		355,356	541	SB 05	250	4.25	0.5	1.25	2.97	742.5	69.9	32000	51900.75	83900.75
6	VedPrakash ,Lilavati	Other	562,561, 559,	449	SB 06	250	4.25	0.5	1.25	2.97	742.5	69.9	32000	51900.75	83900.75
7	Gayatridevi,Tilla,Prabhu	SC	499,477	656	SB 07	300	4.25	0.5	1.25	2.97	891	69.9	32000	62280.9	94280.9
8	Ramshiromani	Other	543	870	SB 08	300	4.25	0.5	1.25	2.97	891	69.9	32000	62280.9	94280.9
9	Vishambhar	BC	483,485, 486	914	SB 09	250	4.25	0.5	1.25	2.97	742.5	69.9	32000	51900.75	83900.75
10	Smt.SantoshKumariSudha Other		534	571	SB 10	250	4.25	0.5	1.25	2.97	742.5	69.9	32000	51900.75	83900.75
					Total	2650					7870.5		320000	550147.95	870147.95

11	Ramshankar	BC	284	77	FB 01	200	2.75	0.5	0.75	1.22	244	69.6	0	16982.4	16982.4
12	Ramnaresh,jagdeeshprasad BC		286	53	FB 02	150	2.75	0.5	0.75	1.22	183	69.6	0	12736.8	12736.8
13	Ramnaresh,jagdeeshprasad BC		287	85	FB 03	200	2.75	0.5	0.75	1.22	244	69.6	0	16982.4	16982.4
14	Budhai	SC	319	388	FB 04	250	2.75	0.5	0.75	1.22	305	69.6	0	21228	21228
15	Balkrishn	Other	344	125	FB 05	150	2.75	0.5	0.75	1.22	183	69.6	0	12736.8	12736.8
16	Balkrishn	Other	343	202	FB 06	200	2.75	0.5	0.75	1.22	244	69.6	0	16982.4	16982.4
					Total	1150					1403			97648.8	97648.8

1	Ram Prakash	Other	317	445	CB 01	200	3.2	0.5	0.9	1.665	333	69.6	0	23176.8	23176.8
2	Preetam,Bhaiadeen KaranSingh	Other	326	684	CB 02	150	3.2	0.5	0.9	1.665	249.75	69.6	0	17382.6	17382.6
3	Rajpal,Ramkrishn etc.	Other	327	737	CB 03	150	3.2	0.5	0.9	1.665	249.75	69.6	0	17382.6	17382.6
4	Ram Naresh etc.	BC	305	69	CB 04	150	3.2	0.5	0.9	1.665	249.75	69.6	0	17382.6	17382.6
5	Umadatt Smt.Shivparvati Other		304	1.202	CB 05	150	3.2	0.5	0.9	1.665	249.75	69.6	0	17382.6	17382.6
6	Ram Naresh etc.	BC	303	89	CB 06	150	3.2	0.5	0.9	1.665	249.75	69.6	0	17382.6	17382.6
7	Ram Naresh etc.	BC	301	186	CB 07	150	3.2	0.5	0.9	1.665	249.75	69.6	0	17382.6	17382.6
8	Ram Naresh etc.	BC	301	24	CB 08	200	3.2	0.5	0.9	1.665	333	69.6	0	23176.8	23176.8
9	Achalprakash etc.	Other	511	235	CB 09	200	3.2	0.5	0.9	1.665	333	69.6	0	23176.8	23176.8
10	Achalprakash etc.	Other	512	36	CB 10	150	3.2	0.5	0.9	1.665	249.75	69.6	0	17382.6	17382.6
11	Shankardayal	Other	522	24	CB 11	200	3.2	0.5	0.9	1.665	333	69.6	0	23176.8	23176.8
12	Achalprakash etc.	Other	524	247	CB 12	150	3.2	0.5	0.9	1.665	249.75	69.6	0	17382.6	17382.6
13	Achalprakash etc.	Other	518	65	CB 13	200	3.2	0.5	0.9	1.665	333	69.6	0	23176.8	23176.8
14	Chintamani	Other	500	1.384	CB 14	200	3.2	0.5	0.9	1.665	333	69.6	0	23176.8	23176.8
15	Shivmangal Prasad	BC	498	910	CB 15	250	3.2	0.5	0.9	1.665	416.25	69.6	0	28971	28971
16	Ramvilash	BC	526	324	CB 16	100	3.2	0.5	0.9	1.665	166.5	69.6	0	11588.4	11588.4
17	Anchal Prakash etc.	Other	525	0.35	CB 17	150	3.2	0.5	0.9	1.665	249.75	69.6	0	17382.6	17382.6
18	Anchal Prakash etc.	Other	524	247	CB 18	200	3.2	0.5	0.9	1.665	333	69.6	0	23176.8	23176.8
19	Bhaiadeen	BC	503	324	CB 19	100	3.2	0.5	0.9	1.665	166.5	69.6	0	11588.4	11588.4
					Total	**3200**					**5328**		**0**	**370828.8**	**370828.8**

9. MWS: Kothilhai

S.N.	Name of the beneficiary	Khasara No	Area (ha)	Activity Proposed	Length (M)	Breadth (Cm)	Top width CM	Height Cm	Cross Section (m2)	E.W. (Cum)	Rateper (Cum)	Total Cost (Rs.)
1	**2**	**3**	**4**	**5**	**6**	**7**	**8**	**9**	**10**	**11**	**12**	**13**
	Gulzar Singh etc	1159	0.551	FB-1	30	2.75	0.5	0.75	1.22	36.6	69.6	2547.36
					20	2.75	0.5	0.75	1.22	24.4	69.6	1698.24
				Total	**50**					**61.0**		**4245.60**
	Natthu Ram, Shiv Pratap	1143	0.17	FB-2	**25**	2.75	0.5	0.75	1.22	30.5	69.6	2122.80
	Shiv Pratap	1142	0.10	FB-3	**20**	2.75	0.5	0.75	1.22	24.4	69.6	1698.24

	Ram Pyari	1147	0.18	FB-4	30	2.75	0.5	0.75	1.22	36.6	69.6	2547.36
					30	2.75	0.5	0.75	1.22	36.6	69.6	2547.36
					15	2.75	0.5	0.75	1.22	18.3	69.6	1273.68
				Total	**75**					**146.4**		**10189.44**
	Ram Lal, Shiv Lal	1150	0.245	FB-5	30	2.75	0.5	0.75	1.22	36.6	69.6	2547.36
					20	2.75	0.5	0.75	1.22	24.4	69.6	1698.24
				Total	**50**					**61.0**		**4245.60**
	Teja	1082	0.324	FB-6	30	2.75	0.5	0.75	1.22	36.6	69.6	2547.36
					30	2.75	0.5	0.75	1.22	36.6	69.6	2547.36
					15	2.75	0.5	0.75	1.22	18.3	69.6	1273.68
				Total	**75**					**91.5**		**6368.40**
	Teja	1081	0.263	FB-7	30	2.75	0.5	0.75	1.22	36.6	69.6	2547.36
					20	2.75	0.5	0.75	1.22	24.4	69.6	1698.24
				Total	**50**					**61.0**		**4245.60**
	Ram Milan etc	948	0.359	FB-8	30	2.75	0.5	0.75	1.22	36.6	69.6	2547.36
					30	2.75	0.5	0.75	1.22	36.6	69.6	2547.36
					10	2.75	0.5	0.75	1.22	12.2	69.6	849.12
				Total	**70**					**85.4**		**5943.84**
	Munshi	858	0.21	FB-9	30	2.75	0.5	0.75	1.22	36.6	69.6	2547.36
					30	2.75	0.5	0.75	1.22	36.6	69.6	2547.36
					10	2.75	0.5	0.75	1.22	12.2	69.6	849.12
				Total	**70**					**85.4**		**5943.84**
	Nanhi	858	0.064	FB-10	30	2.75	0.5	0.75	1.22	36.6	69.6	2547.36
					20	2.75	0.5	0.75	1.22	24.4	69.6	1698.24
				Total	**50**					**61.0**		**4245.60**
	Munshi	860	0.201	FB-11	**30**	2.75	0.5	0.75	1.22	36.6	69.6	2547.36
	Ram Pal etc	512 / 1	0.175	FB-12	30	2.75	0.5	0.75	1.22	36.6	69.6	2547.36
					20	2.75	0.5	0.75	1.22	24.4	69.6	1698.24
				Total	**50**					**97.6**		**6792.96**
	Ram Jiyawan	475	0.149	FB-13	30	2.75	0.5	0.75	1.22	36.6	69.6	2547.36
					20	2.75	0.5	0.75	1.22	24.4	69.6	1698.24
				Total	**50**					**61.0**		**4245.60**
	Ram Jiyawan	474	0.149	FB-14	**30**	2.75	0.5	0.75	1.22	36.6	69.6	2547.36
	Rameshwar Prasad	709	0.245	FB-15	**30**	2.75	0.5	0.75	1.22	36.6	69.6	2547.36
	Rameshwar Prasad	708	0.166	FB-16	**20**	2.75	0.5	0.75	1.22	24.4	69.6	1698.24

	Ram Narayan etc	408	0.114	FB-17	**30**	2.75	0.5	0.75	1.22	36.6	69.6	2547.36
	Ram Milan	407	0.175	FB-18	**20**	2.75	0.5	0.75	1.22	24.4	69.6	1698.24
	Amrat Lal	406	0.219	FB-19	**20**	2.75	0.5	0.75	1.22	24.4	69.6	1698.24
	Bhajan etc	405	0.096	FB-20	**30**	2.75	0.5	0.75	1.22	36.6	69.6	2547.36
					20	2.75	0.5	0.75	1.22	24.4	69.6	1698.24
				Total	**50**					**244.0**		**16982.40**
	Dharam Raj etc	435	0.219	FB-21	**30**	2.75	0.5	0.75	1.22	36.6	69.6	2547.36
	Banjar	436	0.018	FB-22	**20**	2.75	0.5	0.75	1.22	24.4	69.6	1698.24
	Dharam Raj etc	437	0.193	FB-23	**30**	2.75	0.5	0.75	1.22	**36.6**	69.6	2547.36
	Dharam Raj etc	438	0.341	FB-24	30	2.75	0.5	0.75	1.22	36.6	69.6	2547.36
					20	2.75	0.5	0.75	1.22	24.4	69.6	1698.24
				Total	**50**					**158.60**		**11038.56**
	Braj Rania, Golki	416	0.158	FB-25	30	2.75	0.5	0.75	1.22	36.6	69.6	2547.36
					30	2.75	0.5	0.75	1.22	36.6	69.6	2547.36
					10	2.75	0.5	0.75	1.22	12.2	69.6	849.12
				Total	**70**					**85.40**		**5943.84**
	Braj Rania, Golki	417	0.166	FB-26	30	2.75	0.5	0.75	1.22	36.6	69.6	2547.36
					20	2.75	0.5	0.75	1.22	24.4	69.6	1698.24
				Total	**50**					**61.00**		**4245.60**
	Munshi	270	0.166	FB-27	30	2.75	0.5	0.75	1.22	36.6	69.6	2547.36
	Munshi	270	0.166	FB-28	30	2.75	0.5	0.75	1.22	36.6	69.6	2547.36
					20	2.75	0.5	0.75	1.22	24.4	69.6	1698.24
				Total	**50**					**97.60**		**6792.96**
	Braj Rania, Golki	168	0.28	FB-29	30	2.75	0.5	0.75	1.22	36.6	69.6	2547.36
					30	2.75	0.5	0.75	1.22	36.6	69.6	2547.36
					10	2.75	0.5	0.75	1.22	12.2	69.6	849.12
				Total	**70**					**85.4**		**5943.84**
	Braj Rania, Golki	169	0.569	FB-30	30	2.75	0.5	0.75	1.22	36.6	69.6	2547.36
					30	2.75	0.5	0.75	1.22	36.6	69.6	2547.36
					10	2.75	0.5	0.75	1.22	12.2	69.6	849.12
				Total	**70**					**85.4**		**5943.84**
	Braj Rania, Golki	246	0.026	FB-31	30	2.75	0.5	0.75	1.22	36.6	69.6	2547.36
	Braj Rania, Golki	245	0.464	FB-32	30	2.75	0.5	0.75	1.22	36.6	69.6	2547.36
					20	2.75	0.5	0.75	1.22	24.4	69.6	1698.24
				Total	**50**					**97.6**		**6792.96**
	Ram Asre	247 / 1	0.263	FB-33	25	2.75	0.5	0.75	1.22	30.5	69.6	2122.80

	Bal Chandra	560	0.099	FB-34	30	2.75	0.5	0.75	1.22	36.6	69.6	2547.36
	Ram Lakhan	567	0.411	FB-35	30	2.75	0.5	0.75	1.22	36.6	69.6	2547.36
	Radhey Charan	704	0.114	FB-36	30	2.75	0.5	0.75	1.22	36.6	69.6	2547.36
					20	2.75	0.5	0.75	1.22	24.4	69.6	1698.24
				Total	**50**					**164.7**		**11463.12**
	Beni, Madho	249	0.009	FB-37	30	2.75	0.5	0.75	1.22	36.6	69.6	2547.36
	Rampal, Ram Khilawan	250	0.201	FB-38	20	2.75	0.5	0.75	1.22	24.4	69.6	1698.24
	Nanhi	235	0.92	FB-39	30	2.75	0.5	0.75	1.22	36.6	69.6	2547.36
					20	2.75	0.5	0.75	1.22	24.4	69.6	1698.24
				Total	**50**					**122.0**		**8491.20**
	Munshi	236	0.148	FB-40	30	2.75	0.5	0.75	1.22	36.6	69.6	2547.36
	Kalmatiya	240 / 1	0.123	FB-41	30	2.75	0.5	0.75	1.22	36.6	69.6	2547.36
					30	2.75	0.5	0.75	1.22	36.6	69.6	2547.36
					15	2.75	0.5	0.75	1.22	18.3	69.6	1273.68
				Total	**75**					**128.1**		**8915.76**
	Nanhi	235	0.92	FB-42	30	2.75	0.5	0.75	1.22	36.6	69.6	2547.36
	Munshi	237	0.306	FB-43	30	2.75	0.5	0.75	1.22	36.6	69.6	2547.36
					10	2.75	0.5	0.75	1.22	12.2	69.6	849.12
				Total	**40**					**85.4**		**5943.84**
	Ram Badal etc	231	0.306	FB-44	30	2.75	0.5	0.75	1.22	36.6	69.6	2547.36
	Soniya etc	200	0.341	FB-45	25	2.75	0.5	0.75	1.22	30.5	69.6	2122.80
	Beni Madhav etc	193	0.324	FB-46	30	2.75	0.5	0.75	1.22	36.6	69.6	2547.36
	Ram Narayan etc	192	0.228	FB-47	30	2.75	0.5	0.75	1.22	36.6	69.6	2547.36
					10	2.75	0.5	0.75	1.22	12.2	69.6	849.12
				Total	**40**					**152.5**		**10614.00**
	Braj rani, Golki	191	0.219	FB-48	30	2.75	0.5	0.75	1.22	36.6	69.6	2547.36
					20	2.75	0.5	0.75	1.22	24.4	69.6	1698.24
				Total	**50**					**61.0**		**4245.60**
	Kalmatiya	186	0.245	FB-49	30	2.75	0.5	0.75	1.22	36.6	69.6	2547.36
					30	2.75	0.5	0.75	1.22	36.6	69.6	2547.36
					15	2.75	0.5	0.75	1.22	18.3	69.6	1273.68
				Total	**75**					**91.5**		**6368.40**
	Bhajan etc	187	0.018	FB-50	30	2.75	0.5	0.75	1.22	36.6	69.6	2547.36
					20	2.75	0.5	0.75	1.22	24.4	69.6	1698.24
				Total	**50**					**61.0**		**4245.60**
	Kaira etc	189	0.534	FB-51	30	2.75	0.5	0.75	1.22	36.6	69.6	2547.36

					30	2.75	0.5	0.75	1.22	36.6	69.6	2547.36
					15	2.75	0.5	0.75	1.22	18.3	69.6	1273.68
				Total	**75**					**91.5**		**6368.40**
	Soniya etc	221	0.368	FB-52	30	2.75	0.5	0.75	1.22	36.6	69.6	2547.36
					20	2.75	0.5	0.75	1.22	24.4	69.6	1698.24
				Total	**50**					**61.0**		**4245.60**
	Munshi	220	0.228	FB-53	**30**	2.75	0.5	0.75	1.22	36.6	69.6	2547.36
	Munshi	220	0.228	FB-54	**30**	2.75	0.5	0.75	1.22	36.6	69.6	2547.36
	Munshi	601	0.026	FB-55	30	2.75	0.5	0.75	1.22	36.6	69.6	2547.36
					20	2.75	0.5	0.75	1.22	24.4	69.6	1698.24
				Total	**50**					**134.2**		**9340.32**
	Champa Devi	609	0.604	FB-56	30	2.75	0.5	0.75	1.22	36.6	69.6	2547.36
					20	2.75	0.5	0.75	1.22	24.4	69.6	1698.24
				Total	**50**					**61.0**		**4245.60**
	Banjar	586	0.026	FB-57	30	2.75	0.5	0.75	1.22	36.6	69.6	2547.36
					20	2.75	0.5	0.75	1.22	24.4	69.6	1698.24
				Total	**50**					**61.0**		**4245.60**
	Munshi	593	0.219	FB-58	30	2.75	0.5	0.75	1.22	36.6	69.6	2547.36
					20	2.75	0.5	0.75	1.22	24.4	69.6	1698.24
				Total	**50**					**61.0**		**4245.60**
	Raj Kumar	621 / 1	0.114	FB-59	30	2.75	0.5	0.75	1.22	36.6	69.6	2547.36
					10	2.75	0.5	0.75	1.22	12.2	69.6	849.12
				Total	**40**					**48.8**		**3396.48**
	Ram Swaroop, Ram Swaroop	643	0.473	FB-60	**30**	2.75	0.5	0.75	1.22	36.6	69.6	2547.36
	Bhairodeen, Natthu Prasad	645	0.508	FB-61	**30**	2.75	0.5	0.75	1.22	36.6	69.6	2547.36
	Bhairodeen etc	647	0.35	FB-62	30	2.75	0.5	0.75	1.22	36.6	69.6	2547.36
					10	2.75	0.5	0.75	1.22	12.2	69.6	849.12
				Total	**40**					**122**		**8491.20**
	Rakesh Kumar, Suresh	648	0.201	FB-63	30	2.75	0.5	0.75	1.22	36.6	69.6	2547.36
					10	2.75	0.5	0.75	1.22	12.2	69.6	849.12
				Total	**40**					**48.8**		**3396.48**
	Suresh Prasad	674	0.385	FB-64	30	2.75	0.5	0.75	1.22	36.6	69.6	2547.36
					20	2.75	0.5	0.75	1.22	24.4	69.6	1698.24
				Total	**50**					**61.0**		**4245.60**
	Suresh Prasad	667	0.298	FB-65	**30**	**2.75**	**0.5**	**0.75**	**1.22**	36.6	**69.6**	2547.36
	Suresh Prasad	669	0.21	FB-66	**30**	**2.75**	**0.5**	**0.75**	**1.22**	36.6	**69.6**	2547.36

	Suresh Prasad	668	0.29	FB-67	**30**	**2.75**	**0.5**	**0.75**	**1.22**	36.6	**69.6**	2547.36
										109.8		**7642.08**
				Total	**2830**					**3453**		**240301**

S.N.	Name of the beneficiary	Khasara No	Area (ha)	Activity Proposed	Length (M)	Breadth (Cm)	Top width CM	Height Cm	Cross Section (m2)	E.W. (Cum)	Rateper (Cum)	Total Cost (Rs.)
1	**2**	**3**	**4**	**5**	**6**	**7**	**8**	**9**	**10**	**11**	**12**	**13**
	Banjar	1177	0.044	CB-1	30	2.25	0.45	0.6	0.81	24.3	69.6	1691.28
					30	2.25	0.45	0.6	0.81	24.3	69.6	1691.28
					30	2.25	0.45	0.6	0.81	24.3	69.6	1691.28
					10	2.25	0.45	0.6	0.81	8.1	69.6	563.76
				Total	**100**					**81.0**		**5637.60**
	Parma Devi	1175	0.483	CB-2	30	2.25	0.45	0.6	0.81	24.3	69.6	1691.28
					20	2.25	0.45	0.6	0.81	16.2	69.6	1127.52
				Total	**50**					**40.5**		**2818.80**
	Rameshwar Prasad	1154	0.271	CB-3	30	2.25	0.45	0.6	0.81	24.3	69.6	1691.28
					20	2.25	0.45	0.6	0.81	16.2	69.6	1127.52
				Total	**50**					**40.5**		**2818.80**
	Rameshwar Prasad	1079	0.691	CB-4	30	2.25	0.45	0.6	0.81	24.3	69.6	1691.28
					20	2.25	0.45	0.6	0.81	16.2	69.6	1127.52
				Total	**50**					**40.5**		**2818.80**
				G. Total	**250**							**14094.00**

S.N.	Name of the beneficiary	Khasara No	Area (ha)	Activity Proposed	Length (M)	Breadth (Cm)	Top width CM	Height Cm	Cross Section (m2)	E.W. (Cum)	Rateper (Cum)	total Cost (Rs.)
1	**2**	**3**	**4**	**5**	**6**	**7**	**8**	**9**	**10**	**11**	**12**	**13**
	Smt Golki Braj Rani	1180	0.315	SB-1	30	4.25	0.5	1.25	2.97	89.1	69.6	6201.36
	Ram Pyari	1126	0.35		30	4.25	0.5	1.25	2.97	89.1	69.6	6201.36
					15	4.25	0.5	1.25	2.97	44.55	69.6	3100.68
				Total	**75**					**222.75**		**15503.40**

	Banjar	1133	0.175	SB-2	30	4.25	0.5	1.25	2.97	89.1	69.6	6201.36
					20	4.25	0.5	1.25	2.97	59.4	69.6	4134.24
				Total	**50**					**148.5**		**10335.60**
	Ram Sharan, Raj Bahadur	1113	0.166	SB-3	30	4.25	0.5	1.25	2.97	89.1	69.6	6201.36
					30	4.25	0.5	1.25	2.97	89.1	69.6	6201.36
					15	4.25	0.5	1.25	2.97	44.55	69.6	3100.68
				Total	**75**					**222.75**		**15503.40**
	Chhedilal	1118	0.306	SB-4	30	4.25	0.5	1.25	2.97	89.1	69.6	6201.36
					30	4.25	0.5	1.25	2.97	89.1	69.6	6201.36
					15	4.25	0.5	1.25	2.97	44.55	69.6	3100.68
				Total	**75**					**222.75**		**15503.40**
	Ram Asre	1095	0.324	SB-5	30	4.25	0.5	1.25	2.97	89.1	69.6	6201.36
					20	4.25	0.5	1.25	2.97	59.4	69.6	4134.24
				Total	**50**					**148.5**		**10335.60**
	Ram Narayan etc	1156	0.276	SB-6	30	4.25	0.5	1.25	2.97	89.1	69.6	6201.36
					30	4.25	0.5	1.25	2.97	89.1	69.6	6201.36
					15	4.25	0.5	1.25	2.97	44.55	69.6	3100.68
				Total	**75**					**222.75**		**15503.40**
	Ram Narayan etc	1091	0.122	SB-7	30	4.25	0.5	1.25	2.97	89.1	69.6	6201.36
					30	4.25	0.5	1.25	2.97	89.1	69.6	6201.36
					15	4.25	0.5	1.25	2.97	44.55	69.6	3100.68
				Total	**75**					**222.75**		**15503.40**
	Banjar	103, 1135	0.46	SB-8	30	4.25	0.5	1.25	2.97	89.1	69.6	6201.36
					20	4.25	0.5	1.25	2.97	59.4	69.6	4134.24
				Total	**50**					**148.5**		**10335.60**
	Rameshwar Prasad	983	0.228	SB-9	30	4.25	0.5	1.25	2.97	89.1	69.6	6201.36
					30	4.25	0.5	1.25	2.97	89.1	69.6	6201.36
					15	4.25	0.5	1.25	2.97	44.55	69.6	3100.68
				Total	**75**					**222.75**		**15503.40**
	Kamta Prasad	1017	0.49	SB-10	30	4.25	0.5	1.25	2.97	89.1	69.6	6201.36
	Laxmi Singh				30	4.25	0.5	1.25	2.97	89.1	69.6	6201.36
					15	4.25	0.5	1.25	2.97	44.55	69.6	3100.68
				Total	**75**					**222.75**		**15503.40**
	Devi Dayal etc	974	0.105	SB-11	30	4.25	0.5	1.25	2.97	89.1	69.6	6201.36
					30	4.25	0.5	1.25	2.97	89.1	69.6	6201.36
					15	4.25	0.5	1.25	2.97	44.55	69.6	3100.68

				Total	**75**					**222.75**		**15503.40**
	Rameshwar Prasad etc	957	0.315	SB-12	30	4.25	0.5	1.25	2.97	89.1	69.6	6201.36
					30	4.25	0.5	1.25	2.97	89.1	69.6	6201.36
					15	4.25	0.5	1.25	2.97	44.55	69.6	3100.68
				Total	**75**					**222.75**		**15503.40**
	Munshi Keshariya	878	0.035	SB-13	30	4.25	0.5	1.25	2.97	89.1	69.6	6201.36
					30	4.25	0.5	1.25	2.97	89.1	69.6	6201.36
					15	4.25	0.5	1.25	2.97	44.55	69.6	3100.68
				Total	**75**					**222.75**		**15503.40**
	Rameshwar Prasad etc	875	0.578	SB-14	30	4.25	0.5	1.25	2.97	89.1	69.6	6201.36
					30	4.25	0.5	1.25	2.97	89.1	69.6	6201.36
					15	4.25	0.5	1.25	2.97	44.55	69.6	3100.68
				Total	**75**					**222.75**		**15503.40**
	Rameshwar Prasad etc	837	0.438	SB-15	30	4.25	0.5	1.25	2.97	89.1	69.6	6201.36
					30	4.25	0.5	1.25	2.97	89.1	69.6	6201.36
					15	4.25	0.5	1.25	2.97	44.55	69.6	3100.68
				Total	75					222.75		15503.40
	Beni Morya	866	0.403	SB-16	30	4.25	0.5	1.25	2.97	89.1	69.6	6201.36
					20	4.25	0.5	1.25	2.97	59.4	69.6	4134.24
				Total	**50**					**148.5**		**10335.60**
	Banjar	865	0.096	SB-17	30	4.25	0.5	1.25	2.97	89.1	69.6	6201.36
					30	4.25	0.5	1.25	2.97	89.1	69.6	6201.36
					15	4.25	0.5	1.25	2.97	44.55	69.6	3100.68
				Total	**75**					**222.75**		**15503.40**
	Triveni Prasad	797	0.298	SB-18	30	4.25	0.5	1.25	2.97	89.1	69.6	6201.36
					30	4.25	0.5	1.25	2.97	89.1	69.6	6201.36
					15	4.25	0.5	1.25	2.97	44.55	69.6	3100.68
				Total	**75**					**222.75**		**15503.40**
	Braj Rania, Golki	747	0.21	SB-19	30	4.25	0.5	1.25	2.97	89.1	69.6	6201.36
					30	4.25	0.5	1.25	2.97	89.1	69.6	6201.36
					15	4.25	0.5	1.25	2.97	44.55	69.6	3100.68
				Total	**75**					**222.75**		**15503.40**
	Rameshwar Prasad etc	743	1.54	SB-20	30	4.25	0.5	1.25	2.97	89.1	69.6	6201.36
					30	4.25	0.5	1.25	2.97	89.1	69.6	6201.36
					15	4.25	0.5	1.25	2.97	44.55	69.6	3100.68
				Total	**75**					**222.75**		**15503.40**

	Rameshwar etc	731	1.006	SB-21	30	4.25	0.5	1.25	2.97	89.1	69.6	6201.36
					20	4.25	0.5	1.25	2.97	59.4	69.6	4134.24
				Total	**50**					**148.5**		**10335.60**
	Rameshwar Prasad etc	750	0.551	SB-22	30	4.25	0.5	1.25	2.97	89.1	69.6	6201.36
					30	4.25	0.5	1.25	2.97	89.1	69.6	6201.36
					15	4.25	0.5	1.25	2.97	44.55	69.6	3100.68
				Total	**75**					**222.75**		**15503.40**
	Johri Lal	734	0.709	SB-23	30	4.25	0.5	1.25	2.97	89.1	69.6	6201.36
					30	4.25	0.5	1.25	2.97	89.1	69.6	6201.36
					30	4.25	0.5	1.25	2.97	89.1	69.6	6201.36
					30	4.25	0.5	1.25	2.97	89.1	69.6	6201.36
					5	4.25	0.5	1.25	2.97	14.85	69.6	1033.56
				Total	**125**					**371.25**		**25839.00**
	Ram Sanehi	724	0.744	SB-24	30	4.25	0.5	1.25	2.97	89.1	69.6	6201.36
					30	4.25	0.5	1.25	2.97	89.1	69.6	6201.36
					15	4.25	0.5	1.25	2.97	44.55	69.6	3100.68
				Total	**75**					**222.75**		**15503.40**
	Braj Rania, Golki	328	0.289	SB-25	30	4.25	0.5	1.25	2.97	89.1	69.6	6201.36
					30	4.25	0.5	1.25	2.97	89.1	69.6	6201.36
					15	4.25	0.5	1.25	2.97	44.55	69.6	3100.68
				Total	**75**					**222.75**		**15503.40**
	Chhotelal	478		SB-26	30	4.25	0.5	1.25	2.97	89.1	69.6	6201.36
					30	4.25	0.5	1.25	2.97	89.1	69.6	6201.36
					15	4.25	0.5	1.25	2.97	44.55	69.6	3100.68
				Total	**75**					**222.75**		**15503.40**
	Mool Chandra, Ram Bahori	514	0.544	SB-27	30	4.25	0.5	1.25	2.97	89.1	69.6	6201.36
	Soniya	515	0.455		30	4.25	0.5	1.25	2.97	89.1	69.6	6201.36
	Ram Khilawan	516	0.21		15	4.25	0.5	1.25	2.97	44.55	69.6	3100.68
				Total	**75**					**222.75**		**15503.40**
	Rameshwar etc	513	0.84	SB-28	30	4.25	0.5	1.25	2.97	89.1	69.6	6201.36
					30	4.25	0.5	1.25	2.97	89.1	69.6	6201.36
					15	4.25	0.5	1.25	2.97	44.55	69.6	3100.68
				Total	**75**					**222.75**		**15503.40**
	Rameshwar Prasad etc	718	0.07	SB-29	30	4.25	0.5	1.25	2.97	89.1	69.6	6201.36
					30	4.25	0.5	1.25	2.97	89.1	69.6	6201.36
					15	4.25	0.5	1.25	2.97	44.55	69.6	3100.68

				Total	**75**					**222.75**		**15503.40**
	Keshna, Adhuwa	316	0.924	SB-30	30	4.25	0.5	1.25	2.97	89.1	69.6	6201.36
					20	4.25	0.5	1.25	2.97	59.4	69.6	4134.24
				Total	**50**					**148.5**		**10335.60**
	Bhajan etc	405	0.096	SB-31	30	4.25	0.5	1.25	2.97	89.1	69.6	6201.36
					30	4.25	0.5	1.25	2.97	89.1	69.6	6201.36
					15	4.25	0.5	1.25	2.97	44.55	69.6	3100.68
				Total	**75**					**222.75**		**15503.40**
	Motilal, Hiralal etc	428	0.438	SB-32	30	4.25	0.5	1.25	2.97	89.1	69.6	6201.36
					30	4.25	0.5	1.25	2.97	89.1	69.6	6201.36
					15	4.25	0.5	1.25	2.97	44.55	69.6	3100.68
				Total	**75**					**222.75**		**15503.40**
	Amrat Lal, Gaya Shankar	457	0.298	SB-33	30	4.25	0.5	1.25	2.97	89.1	69.6	6201.36
					30	4.25	0.5	1.25	2.97	89.1	69.6	6201.36
					15	4.25	0.5	1.25	2.97	44.55	69.6	3100.68
				Total	**75**					**222.75**		**15503.40**
	Ram Sanehi, Chota	452	0.464	SB-34	30	4.25	0.5	1.25	2.97	89.1	69.6	6201.36
					30	4.25	0.5	1.25	2.97	89.1	69.6	6201.36
					15	4.25	0.5	1.25	2.97	44.55	69.6	3100.68
				Total	**75**					**222.75**		**15503.40**
	Akhilesh Kumar	521	0.954	SB-35	30	4.25	0.5	1.25	2.97	89.1	69.6	6201.36
					30	4.25	0.5	1.25	2.97	89.1	69.6	6201.36
					15	4.25	0.5	1.25	2.97	44.55	69.6	3100.68
				Total	**75**					**222.75**		**15503.40**
	Mahesh Prasad	537	0.315	SB-36	30	4.25	0.5	1.25	2.97	89.1	69.6	6201.36
					30	4.25	0.5	1.25	2.97	89.1	69.6	6201.36
					15	4.25	0.5	1.25	2.97	44.55	69.6	3100.68
					75					**222.75**		**15503.40**
	Dharam Raj, Motilal	522	0.56	SB-37	30	4.25	0.5	1.25	2.97	89.1	69.6	6201.36
					30	4.25	0.5	1.25	2.97	89.1	69.6	6201.36
					30	4.25	0.5	1.25	2.97	89.1	69.6	6201.36
					10	4.25	0.5	1.25	2.97	29.7	69.6	2067.12
				Total	**100**					**297.0**		**20671.20**
	Jagdatt	551	1.505	SB-38	30	4.25	0.5	1.25	2.97	89.1	69.6	6201.36
					30	4.25	0.5	1.25	2.97	89.1	69.6	6201.36
					15	4.25	0.5	1.25	2.97	44.55	69.6	3100.68

				Total	**75**					**222.75**		**15503.40**
	Rameshwar Prasad	700	1.234	SB-39	30	4.25	0.5	1.25	2.97	89.1	69.6	6201.36
					30	4.25	0.5	1.25	2.97	89.1	69.6	6201.36
					15	4.25	0.5	1.25	2.97	44.55	69.6	3100.68
					75					**222.75**		**15503.40**
	Jagdatt	571	1.19	SB-40	30	4.25	0.5	1.25	2.97	89.1	69.6	6201.36
					30	4.25	0.5	1.25	2.97	89.1	69.6	6201.36
					15	4.25	0.5	1.25	2.97	44.55	69.6	3100.68
				Total	**75**					**222.75**		**15503.40**
	Shiv Sagar	561	0.201	SB-41	30	4.25	0.5	1.25	2.97	89.1	69.6	6201.36
					30	4.25	0.5	1.25	2.97	89.1	69.6	6201.36
					15	4.25	0.5	1.25	2.97	44.55	69.6	3100.68
				Total	**75**					**222.75**		**15503.40**
	Rameshwar, Chotelal	652	2.853	SB-42	30	4.25	0.5	1.25	2.97	89.1	69.6	6201.36
					30	4.25	0.5	1.25	2.97	89.1	69.6	6201.36
					30	4.25	0.5	1.25	2.97	89.1	69.6	6201.36
					10	4.25	0.5	1.25	2.97	29.7	69.6	2067.12
				Total	**100**					**297**		**20671.20**
	Ram Sanehi	573	0.639	SB-43	30	4.25	0.5	1.25	2.97	89.1	69.6	6201.36
					30	4.25	0.5	1.25	2.97	89.1	69.6	6201.36
					15	4.25	0.5	1.25	2.97	44.55	69.6	3100.68
				Total	**75**					**222.75**		**15503.40**
	Ram Jiyawan	475	0.149	SB-44	30	4.25	0.5	1.25	2.97	89.1	69.6	6201.36
					30	4.25	0.5	1.25	2.97	89.1	69.6	6201.36
					15	4.25	0.5	1.25	2.97	44.55	69.6	3100.68
				Total	**75**					**222.75**		**15503.40**
	Kamta Prasad	579	0.718	SB-45	30	4.25	0.5	1.25	2.97	89.1	69.6	6201.36
					30	4.25	0.5	1.25	2.97	89.1	69.6	6201.36
					30	4.25	0.5	1.25	2.97	89.1	69.6	6201.36
					10	4.25	0.5	1.25	2.97	29.7	69.6	2067.12
				Total	**100**					**297**		**20671.20**
	Narvada Prasad	639	0.649	SB-46	30	4.25	0.5	1.25	2.97	89.1	69.6	6201.36
					30	4.25	0.5	1.25	2.97	89.1	69.6	6201.36
					15	4.25	0.5	1.25	2.97	44.55	69.6	3100.68
				Total	**75**					**222.75**		**15503.40**
	Narvada Prasad	622	0.263	SB-47	30	4.25	0.5	1.25	2.97	89.1	69.6	6201.36

					30	4.25	0.5	1.25	2.97	89.1	69.6	6201.36
					30	4.25	0.5	1.25	2.97	89.1	69.6	6201.36
					10	4.25	0.5	1.25	2.97	29.7	69.6	2067.12
				Total	**75**					**297**		**20671.20**
	Beni Morya	204	0.035	SB-48	30	4.25	0.5	1.25	2.97	89.1	69.6	6201.36
					30	4.25	0.5	1.25	2.97	89.1	69.6	6201.36
					15	4.25	0.5	1.25	2.97	44.55	69.6	3100.68
				Total	**75**					**222.75**		**15503.40**
	Maheshwari, Ram Sumer	205	0.761	SB-49	30	4.25	0.5	1.25	2.97	89.1	69.6	6201.36
					20	4.25	0.5	1.25	2.97	59.4	69.6	4134.24
				Total	**50**					**148.5**		**10335.60**
	Soniya etc	**196**	**0.193**	**SB-50**	**25**	4.25	0.5	1.25	2.97	**74.25**	69.6	**5167.80**
	Johri Lal etc	**197**	**0.114**	**SB-51**	**25**	4.25	0.5	1.25	2.97	**74.25**	69.6	**5167.80**
	Ram Chandra	183	0.508	SB-52	30	4.25	0.5	1.25	2.97	89.1	69.6	6201.36
					30	4.25	0.5	1.25	2.97	89.1	69.6	6201.36
					15	4.25	0.5	1.25	2.97	44.55	69.6	3100.68
				Total	**75**					**222.75**		**15503.40**
	Beni Madhav etc	105	0.884	SB-53	30	4.25	0.5	1.25	2.97	89.1	69.6	6201.36
					30	4.25	0.5	1.25	2.97	89.1	69.6	6201.36
					15	4.25	0.5	1.25	2.97	44.55	69.6	3100.68
				Total	**75**					**222.75**		**15503.40**
	Ram Narayan etc	147	0.615	SB-54	30	4.25	0.5	1.25	2.97	89.1	69.6	6201.36
	Ram Chandra	148			30	4.25	0.5	1.25	2.97	89.1	69.6	6201.36
	Ramlal	149			15	4.25	0.5	1.25	2.97	44.55	69.6	3100.68
	Beni Morya	150		**Total**	**75**					**222.75**		**15503.40**
	Suratiya, Dharam Raj	145	0.184	SB-55	30	4.25	0.5	1.25	2.97	89.1	69.6	6201.36
	Munshi Keshariya	151	0.088		30	4.25	0.5	1.25	2.97	89.1	69.6	6201.36
	Nanhi	152	0.26		15	4.25	0.5	1.25	2.97	44.55	69.6	3100.68
				Total	**75**					**222.75**		**15503.40**
	Ram Milan	132	0.376	SB-56	30	4.25	0.5	1.25	2.97	89.1	69.6	6201.36
					20	4.25	0.5	1.25	2.97	59.4	69.6	4134.24
				Total	**50**					**148.5**		**10335.60**
	Bhajan	139	0.298	SB-57	30	4.25	0.5	1.25	2.97	89.1	69.6	6201.36
					30	4.25	0.5	1.25	2.97	89.1	69.6	6201.36
					15	4.25	0.5	1.25	2.97	44.55	69.6	3100.68
				Total	**75**					**222.75**		**15503.40**

	Bhairo	114	0.679	SB-58	30	4.25	0.5	1.25	2.97	89.1	69.6	6201.36
					30	4.25	0.5	1.25	2.97	89.1	69.6	6201.36
					30	4.25	0.5	1.25	2.97	89.1	69.6	6201.36
					10	4.25	0.5	1.25	2.97	29.7	69.6	2067.12
				Total	**100**					**297**		**20671.20**
	Guttu, Gaji	14 / 1	0.287	SB-59	30	4.25	0.5	1.25	2.97	89.1	69.6	6201.36
					20	4.25	0.5	1.25	2.97	59.4	69.6	4134.24
				Total	**50**					**148.5**		**10335.60**
	Johrilal	37	0.49	SB-60	30	4.25	0.5	1.25	2.97	89.1	69.6	6201.36
					20	4.25	0.5	1.25	2.97	59.4	69.6	4134.24
				Total	**50**					**148.5**		**10335.60**
	Dharam Pal, Dharam Pal	32	0.166	SB-61	30	4.25	0.5	1.25	2.97	89.1	69.6	6201.36
					30	4.25	0.5	1.25	2.97	89.1	69.6	6201.36
					30	4.25	0.5	1.25	2.97	89.1	69.6	6201.36
					10	4.25	0.5	1.25	2.97	29.7	69.6	2067.12
				Total	**100**					**297**		**20671.20**

Village- Baghaura

S.N.	Name of the beneficiary	Khasara No	Area (ha)	Activity Proposed	Length (M)	Breadth (Cm)	Top width CM	Height Cm	Cross Section (m2)	E.W. (Cum)	Rateper (Cum)	Total Cost (Rs.)
1	**2**	**3**	**4**	**5**	**6**	**7**	**8**	**9**	**10**	**11**	**12**	**13**
	Ram Swaroop	264	0.117	FB-1	30	2.75	0.5	0.75	1.22	36.6	69.6	2547.36
					20	2.75	0.5	0.75	1.22	24.4	69.6	1698.24
				Total	50					61.0		4245.60
	Gyan Chandra	265	0.049	FB-2	30	2.75	0.5	0.75	1.22	36.6	69.6	2547.36
					20	2.75	0.5	0.75	1.22	24.4	69.6	1698.24
				Total	50					61.0		4245.60
				GrandTotal	**100**							**8491.20**
	Indrajeet	328	1.885	SB-1	30	4.25	0.5	1.25	2.97	89.1	69.6	6201.36
					30	4.25	0.5	1.25	2.97	89.1	69.6	6201.36
					15	4.25	0.5	1.25	2.97	44.55	69.6	3100.68
				Total	75					222.75		15503.40
	Ram Naresh			SB-2	30	4.25	0.5	1.25	2.97	89.1	69.6	6201.36

					30	4.25	0.5	1.25	2.97	89.1	69.6	6201.36
					30	4.25	0.5	1.25	2.97	89.1	69.6	6201.36
					10	4.25	0.5	1.25	2.97	29.7	69.6	2067.12
				Total	100					297		20671.20
	Shiv Kumar	322	0.17	SB-3	30	4.25	0.5	1.25	2.97	89.1	69.6	6201.36
	Devi Dayal	323	0.165		30	4.25	0.5	1.25	2.97	89.1	69.6	6201.36
	Devi Dayal	224	0.174		15	4.25	0.5	1.25	2.97	44.55	69.6	3100.68
				Total	75					222.75		15503.40
	Jagdish Prasad	288	4.67	SB-4	30	4.25	0.5	1.25	2.97	89.1	69.6	6201.36
					30	4.25	0.5	1.25	2.97	89.1	69.6	6201.36
					30	4.25	0.5	1.25	2.97	89.1	69.6	6201.36
					10	4.25	0.5	1.25	2.97	29.7	69.6	2067.12
				Total	100					297		20671.20
	Chhedilal	281	0.421	SB-5	30	4.25	0.5	1.25	2.97	89.1	69.6	6201.36
					30	4.25	0.5	1.25	2.97	89.1	69.6	6201.36
					15	4.25	0.5	1.25	2.97	44.55	69.6	3100.68
				Total	75					222.75		15503.40
	Rama Shankar	252	0.518	SB-6	30	4.25	0.5	1.25	2.97	89.1	69.6	6201.36
	Rama Shankar	253	0.539		30	4.25	0.5	1.25	2.97	89.1	69.6	6201.36
					30	4.25	0.5	1.25	2.97	89.1	69.6	6201.36
					10	4.25	0.5	1.25	2.97	29.7	69.6	2067.12
				Total	100					297.0		20671.20
	Man Chandra	255	0.202	SB-7	30	4.25	0.5	1.25	2.97	89.1	69.6	6201.36
					30	4.25	0.5	1.25	2.97	89.1	69.6	6201.36
					30	4.25	0.5	1.25	2.97	89.1	69.6	6201.36
					10	4.25	0.5	1.25	2.97	29.7	69.6	2067.12
				Total	100					297.0		20671.20
	Jagdish Prasad	191	0.125	SB-8	30	4.25	0.5	1.25	2.97	89.1	69.6	6201.36
	Om Prakash	193	0.271		30	4.25	0.5	1.25	2.97	89.1	69.6	6201.36
					30	4.25	0.5	1.25	2.97	89.1	69.6	6201.36
					10	4.25	0.5	1.25	2.97	29.7	69.6	2067.12
				Total	100					297.0		20671.20
	Gulab Singh	150	1.141	SB-9	30	4.25	0.5	1.25	2.97	89.1	69.6	6201.36
					30	4.25	0.5	1.25	2.97	89.1	69.6	6201.36
					15	4.25	0.5	1.25	2.97	44.55	69.6	3100.68
				Total	75					222.75		15503.40

	Girja Sharan	153	2.286	SB-10	30	4.25	0.5	1.25	2.97	89.1	69.6	6201.36
					30	4.25	0.5	1.25	2.97	89.1	69.6	6201.36
					15	4.25	0.5	1.25	2.97	44.55	69.6	3100.68
				Total	75					222.75		15503.40
	Dev Sharan	62	0.21	SB-11	30	4.25	0.5	1.25	2.97	89.1	69.6	6201.36
	Suraj Pal	79	0.636		30	4.25	0.5	1.25	2.97	89.1	69.6	6201.36
					15	4.25	0.5	1.25	2.97	44.55	69.6	3100.68
				Total	75					222.75		15503.40
	Suraj Pal	35	0.255	SB-12	30	4.25	0.5	1.25	2.97	89.1	69.6	6201.36
	Shiv Naresh	36	0.291		30	4.25	0.5	1.25	2.97	89.1	69.6	6201.36
					15	4.25	0.5	1.25	2.97	44.55	69.6	3100.68
				Total	75					222.75		15503.40
				Grand Total	**1025**							**211878**
	Jitendra Kumar	271	0.008	PB-4	30	4.25	0.5	1.25	2.97	89.1	69.6	6201.36
					30	4.25	0.5	1.25	2.97	89.1	69.6	6201.36
					30	4.25	0.5	1.25	2.97	89.1	69.6	6201.36
					30	4.25	0.5	1.25	2.97	89.1	69.6	6201.36
					5	4.25	0.5	1.25	2.97	14.85	69.6	1033.56
				Total	125					371.25		25839.00
	Bhaiyalal	204	0.951	PB-5	30	4.25	0.5	1.25	2.97	89.1	69.6	6201.36
					30	4.25	0.5	1.25	2.97	89.1	69.6	6201.36
					30	4.25	0.5	1.25	2.97	89.1	69.6	6201.36
					30	4.25	0.5	1.25	2.97	89.1	69.6	6201.36
					5	4.25	0.5	1.25	2.97	14.85	69.6	1033.56
				Total	125					371.25		25839.00
	Shiv Sahay	306	0.036	PB-6	30	4.25	0.5	1.25	2.97	89.1	69.6	6201.36
	Swaroop Chandra	313	0.19		30	4.25	0.5	1.25	2.97	89.1	69.6	6201.36
					15	4.25	0.5	1.25	2.97	44.55	69.6	3100.68
				Total	75					222.75		15503.40
	Ram Sharan	459	0.821	PB-7	30	4.25	0.5	1.25	2.97	89.1	69.6	6201.36
					30	4.25	0.5	1.25	2.97	89.1	69.6	6201.36
					15	4.25	0.5	1.25	2.97	44.55	69.6	3100.68
				Total	75					222.75		15503.40
	Raj Bahadur	460	0.7	PB-8	30	4.25	0.5	1.25	2.97	89.1	69.6	6201.36
	Rameshwar	462	0.344		30	4.25	0.5	1.25	2.97	89.1	69.6	6201.36

					15	4.25	0.5	1.25	2.97	44.55	69.6	3100.68
				Total	75					222.75		15503.40
	Ram Surat	405	0.053	PB-9	30	4.25	0.5	1.25	2.97	89.1	69.6	6201.36
					30	4.25	0.5	1.25	2.97	89.1	69.6	6201.36
					15	4.25	0.5	1.25	2.97	44.55	69.6	3100.68
				Total	75					222.75		15503.40
	Ram Kesh	515	0.64	PB-10	30	4.25	0.5	1.25	2.97	89.1	69.6	6201.36
					30	4.25	0.5	1.25	2.97	89.1	69.6	6201.36
					15	4.25	0.5	1.25	2.97	44.55	69.6	3100.68
				Total	75					222.75		15503.40
	Kamta Prasad	512	0.105	PB-11	30	4.25	0.5	1.25	2.97	89.1	69.6	6201.36
	Bhairav	513	0.105		30	4.25	0.5	1.25	2.97	89.1	69.6	6201.36
					15	4.25	0.5	1.25	2.97	44.55	69.6	3100.68
				Total	75					222.75		15503.40
				Grand Total	**700**					**2079**		**144698.4**

Village- Semariya

S.N.	Name of the beneficiary	Khasara No	Area (ha)	Activity Proposed	Length (M)	Breadth (Cm)	Top width CM	Height Cm	Cross Section (m2)	E.W. (Cum)	Rate per (Cum)	Total Cost (Rs.)
1	2	3	4	5	6	7	8	9	10	11	12	13
	Devi Dayal	276	0.353	FB-1	30	2.75	0.5	0.75	1.22	36.6	69.6	2547.36
					20	2.75	0.5	0.75	1.22	24.4	69.6	1698.24
				Total	50					**61**		**4245.60**
	Bitti Devi	280	0.353	FB-2	30	2.75	0.5	0.75	1.22	36.6	69.6	2547.36
					20	2.75	0.5	0.75	1.22	24.4	69.6	1698.24
				Total	50					**61**		**4245.60**
	Bhag Chandra	269	0.53	FB-3	30	2.75	0.5	0.75	1.22	36.6	69.6	2547.36
					30	2.75	0.5	0.75	1.22	36.6	69.6	2547.36
					15	2.75	0.5	0.75	1.22	18.3	69.6	1273.68
				Total	75					**91.5**		**6368.40**
	Motiniya	270	0.353	FB-4	30	2.75	0.5	0.75	1.22	36.6	69.6	2547.36
					20	2.75	0.5	0.75	1.22	24.4	69.6	1698.24
				Total	50					**61**		**4245.60**
	Bitaiya	266	0.353	FB-5	30	2.75	0.5	0.75	1.22	36.6	69.6	2547.36

					20	2.75	0.5	0.75	1.22	24.4	69.6	1698.24
				Total	50					**61**		**4245.60**
	Bitaiya	265	0.353	FB-6	30	2.75	0.5	0.75	1.22	36.6	69.6	2547.36
					20	2.75	0.5	0.75	1.22	24.4	69.6	1698.24
				Total	50					**61**		**4245.60**
	Ram Nivaj	208	0.53	FB-7	30	2.75	0.5	0.75	1.22	36.6	69.6	2547.36
					30	2.75	0.5	0.75	1.22	36.6	69.6	2547.36
					15	2.75	0.5	0.75	1.22	18.3	69.6	1273.68
				Total	75					**91.5**		**6368.40**
	Sukh Ram	209	0.53	FB-8	30	2.75	0.5	0.75	1.22	36.6	69.6	2547.36
					30	2.75	0.5	0.75	1.22	36.6	69.6	2547.36
					15	2.75	0.5	0.75	1.22	18.3	69.6	1273.68
				Total	75					**91.5**		**6368.40**
	Ram Naresh	210	0.353	FB-9	30	2.75	0.5	0.75	1.22	36.6	69.6	2547.36
					20	2.75	0.5	0.75	1.22	24.4	69.6	1698.24
				Total	50					**61.0**		**4245.60**
	Chhitani	200	0.383	FB-10	30	2.75	0.5	0.75	1.22	36.6	69.6	2547.36
					20	2.75	0.5	0.75	1.22	24.4	69.6	1698.24
				Total	50					**61.0**		**4245.60**
	Jagannath	206	0.53	FB-11	30	2.75	0.5	0.75	1.22	36.6	69.6	2547.36
					30	2.75	0.5	0.75	1.22	36.6	69.6	2547.36
					15	2.75	0.5	0.75	1.22	18.3	69.6	1273.68
				Total	75					**91.5**		**6368.40**
	Mata Badal	202	0.353	FB-12	30	2.75	0.5	0.75	1.22	36.6	69.6	2547.36
					20	2.75	0.5	0.75	1.22	24.4	69.6	1698.24
				Total	50					**61.0**		**4245.60**
	Chunkawan	203	0.53	FB-13	30	2.75	0.5	0.75	1.22	36.6	69.6	2547.36
					30	2.75	0.5	0.75	1.22	36.6	69.6	2547.36
					15	2.75	0.5	0.75	1.22	18.3	69.6	1273.68
				Total	75					**91.5**		**6368.40**
	Moh. Sahodiya	204	0.53	FB-14	30	2.75	0.5	0.75	1.22	36.6	69.6	2547.36
					30	2.75	0.5	0.75	1.22	36.6	69.6	2547.36
					15	2.75	0.5	0.75	1.22	18.3	69.6	1273.68
				Total	75					**91.5**		**6368.40**
	Ram Prakash	49	0.353	FB-15	30	2.75	0.5	0.75	1.22	36.6	69.6	2547.36
					20	2.75	0.5	0.75	1.22	24.4	69.6	1698.24

				Total	50					**61.0**		**4245.60**
	Shiv Pal	2	0.353	FB-16	30	2.75	0.5	0.75	1.22	36.6	69.6	2547.36
					20	2.75	0.5	0.75	1.22	24.4	69.6	1698.24
				Total	50					**61.0**		**4245.60**
	Prem Narayan	4	0.353	FB-17	30	2.75	0.5	0.75	1.22	36.6	69.6	2547.36
					20	2.75	0.5	0.75	1.22	24.4	69.6	1698.24
				Total	50					**61.0**		**4245.60**
	Indrapal	13	0.353	FB-18	30	2.75	0.5	0.75	1.22	36.6	69.6	2547.36
					20	2.75	0.5	0.75	1.22	24.4	69.6	1698.24
				Total	50					**61.0**		**4245.60**
	Anandi Prasad	160	0.353	FB-19	30	2.75	0.5	0.75	1.22	36.6	69.6	2547.36
					20	2.75	0.5	0.75	1.22	24.4	69.6	1698.24
				Total	50					**61.0**		**4245.60**
	Jagatpal	158	0.353	FB-20	30	2.75	0.5	0.75	1.22	36.6	69.6	2547.36
					20	2.75	0.5	0.75	1.22	24.4	69.6	1698.24
				Total	50					**61.0**		**4245.60**
	Satya Narayan	157	0.353	FB-21	30	2.75	0.5	0.75	1.22	36.6	69.6	2547.36
					20	2.75	0.5	0.75	1.22	24.4	69.6	1698.24
				Total	50					**61.0**		**4245.60**
	Sita Ram	156	0.353	FB-22	30	2.75	0.5	0.75	1.22	36.6	69.6	2547.36
					20	2.75	0.5	0.75	1.22	24.4	69.6	1698.24
				Total	50					**61.0**		**4245.60**
	Dev Narayan	155	0.353	FB-23	30	2.75	0.5	0.75	1.22	36.6	69.6	2547.36
					20	2.75	0.5	0.75	1.22	24.4	69.6	1698.24
				Total	50					**61.0**		**4245.60**
	Omkar Nath	135	0.353	FB-24	30	2.75	0.5	0.75	1.22	36.6	69.6	2547.36
					20	2.75	0.5	0.75	1.22	24.4	69.6	1698.24
				Total	50					**61.0**		**4245.60**
	Ambika Prasad	133	0.83	FB-25	30	2.75	0.5	0.75	1.22	36.6	69.6	2547.36
					30	2.75	0.5	0.75	1.22	36.6	69.6	2547.36
					15	2.75	0.5	0.75	1.22	18.3	69.6	1273.68
				Total	75					**91.5**		**5094.72**
	Shishupal	134	0.53	FB-26	30	2.75	0.5	0.75	1.22	36.6	69.6	2547.36
					30	2.75	0.5	0.75	1.22	36.6	69.6	2547.36
					15	2.75	0.5	0.75	1.22	18.3	69.6	1273.68
				Total	75					**91.5**		**6368.4**

	Kaushal Kishor	113	0.353	FB-27	30	2.75	0.5	0.75	1.22	36.6	69.6	2547.36
					20	2.75	0.5	0.75	1.22	24.4	69.6	1698.24
				Total	50					**61.0**		**4245.6**
	Kaushal Kishor	114	0.353	FB-28	30	2.75	0.5	0.75	1.22	36.6	69.6	2547.36
					20	2.75	0.5	0.75	1.22	24.4	69.6	1698.24
				Total	50					**61.0**		**4245.60**
	Radhey Raman	115	0.353	FB-29	30	2.75	0.5	0.75	1.22	36.6	69.6	2547.36
					20	2.75	0.5	0.75	1.22	24.4	69.6	1698.24
				Total	50					**61.0**		**4245.60**
	Moh. Surniya	214	0.353	FB-30	30	2.75	0.5	0.75	1.22	36.6	69.6	2547.36
					20	2.75	0.5	0.75	1.22	24.4	69.6	1698.24
				Total	50					**61.0**		**4245.60**
	Ram Singh	194	0.353	FB-31	30	2.75	0.5	0.75	1.22	36.6	69.6	2547.36
					20	2.75	0.5	0.75	1.22	24.4	69.6	1698.24
				Total	50					**61.0**		**4245.60**
	Dev Raj	195	0.53	FB-32	30	2.75	0.5	0.75	1.22	36.6	69.6	2547.36
					30	2.75	0.5	0.75	1.22	36.6	69.6	2547.36
					15	2.75	0.5	0.75	1.22	18.3	69.6	1273.68
				Total	75					**91.5**		**6368.40**
	Kallu	188	0.353	FB-33	30	2.75	0.5	0.75	1.22	36.6	69.6	2547.36
					20	2.75	0.5	0.75	1.22	24.4	69.6	1698.24
				Total	50					**61.0**		**4245.60**
	Kallu	183	0.53	FB-34	30	2.75	0.5	0.75	1.22	36.6	69.6	2547.36
					30	2.75	0.5	0.75	1.22	36.6	69.6	2547.36
					15	2.75	0.5	0.75	1.22	18.3	69.6	1273.68
				Total	**75**					**91.5**		**6368.40**
	Lalman	181	0.353	FB-35	30	2.75	0.5	0.75	1.22	36.6	69.6	2547.36
					20	2.75	0.5	0.75	1.22	24.4	69.6	1698.24
				Total	**50**					**61.0**		**4245.60**
	Lalman	177	0.353	FB-36	30	2.75	0.5	0.75	1.22	36.6	69.6	2547.36
					20	2.75	0.5	0.75	1.22	24.4	69.6	1698.24
				Total	**50**					**61.0**		**4245.60**
				Grand Total	**2050**							**172795.9**
	Lalman	254	0.116	CB-1	**25**	2.25	0.45	0.6	0.81	20.25	69.6	**1409.4**
	Nokhelal	277	1.291	SB-1	30	4.25	0.5	1.25	2.97	89.1	69.6	6201.36

	Bitaiya	278			30	4.25	0.5	1.25	2.97	89.1	69.6	6201.36
					15	4.25	0.5	1.25	2.97	44.55	69.6	3100.68
				Total	**75**					**222.75**		**15503.40**
	Rameshwar	241	1.291	SB-2	30	4.25	0.5	1.25	2.97	89.1	69.6	6201.36
					30	4.25	0.5	1.25	2.97	89.1	69.6	6201.36
					15	4.25	0.5	1.25	2.97	44.55	69.6	3100.68
				Total	**75**					**222.75**		**15503.40**
	Satya Narayan	243	2.152	SB-3	30	4.25	0.5	1.25	2.97	89.1	69.6	6201.36
					30	4.25	0.5	1.25	2.97	89.1	69.6	6201.36
					30	4.25	0.5	1.25	2.97	89.1	69.6	6201.36
					30	4.25	0.5	1.25	2.97	89.1	69.6	6201.36
					5	4.25	0.5	1.25	2.97	14.85	69.6	1033.56
				Total	**125**					**371.25**		**25839.00**
	Mahesh Prasad	244	2.152	SB-4	30	4.25	0.5	1.25	2.97	89.1	69.6	6201.36
					30	4.25	0.5	1.25	2.97	89.1	69.6	6201.36
					30	4.25	0.5	1.25	2.97	89.1	69.6	6201.36
					30	4.25	0.5	1.25	2.97	89.1	69.6	6201.36
					5	4.25	0.5	1.25	2.97	14.85	69.6	1033.56
				Total	**125**					**371.25**		**25839.00**
	Murat Dhwaj	246	1.721	SB-5	30	4.25	0.5	1.25	2.97	89.1	69.6	6201.36
					30	4.25	0.5	1.25	2.97	89.1	69.6	6201.36
					30	4.25	0.5	1.25	2.97	89.1	69.6	6201.36
					10	4.25	0.5	1.25	2.97	29.7	69.6	2067.12
				Total	**100**					**297**		**20671.20**
	Madhukar	50	1.721	SB-6	30	4.25	0.5	1.25	2.97	89.1	69.6	6201.36
					30	4.25	0.5	1.25	2.97	89.1	69.6	6201.36
					30	4.25	0.5	1.25	2.97	89.1	69.6	6201.36
					10	4.25	0.5	1.25	2.97	29.7	69.6	2067.12
				Total	**100**					**267.3**		**20671.20**
	Mahesh Prasad	54	1.721	SB-7	30	4.25	0.5	1.25	2.97	89.1	69.6	6201.36
					30	4.25	0.5	1.25	2.97	89.1	69.6	6201.36
					30	4.25	0.5	1.25	2.97	89.1	69.6	6201.36
					10	4.25	0.5	1.25	2.97	29.7	69.6	2067.12
				Total	**100**					**297.0**		**20671.20**
	Raj Kishor	167	1.721	SB-8	30	4.25	0.5	1.25	2.97	89.1	69.6	6201.36
					30	4.25	0.5	1.25	2.97	89.1	69.6	6201.36

					30	4.25	0.5	1.25	2.97	89.1	69.6	6201.36
					10	4.25	0.5	1.25	2.97	29.7	69.6	2067.12
				Total	**100**					**297.0**		**20671.20**
	Ram Singh	7	1.721	SB-9	30	4.25	0.5	1.25	2.97	89.1	69.6	6201.36
					30	4.25	0.5	1.25	2.97	89.1	69.6	6201.36
					30	4.25	0.5	1.25	2.97	89.1	69.6	6201.36
					10	4.25	0.5	1.25	2.97	29.7	69.6	2067.12
				Total	**100**					**297.0**		**20671.20**
	Dil Khush	18	1.721	SB-10	30	4.25	0.5	1.25	2.97	89.1	69.6	6201.36
					30	4.25	0.5	1.25	2.97	89.1	69.6	6201.36
					30	4.25	0.5	1.25	2.97	89.1	69.6	6201.36
					10	4.25	0.5	1.25	2.97	29.7	69.6	2067.12
				Total	**100**					**297.0**		**20671.20**
	Chhitani	19	1.721	SB-11	30	4.25	0.5	1.25	2.97	89.1	69.6	6201.36
					30	4.25	0.5	1.25	2.97	89.1	69.6	6201.36
					30	4.25	0.5	1.25	2.97	89.1	69.6	6201.36
					10	4.25	0.5	1.25	2.97	29.7	69.6	2067.12
				Total	**100**					**297.0**		**20671.20**
	Prema	108	1.721	SB-12	30	4.25	0.5	1.25	2.97	89.1	69.6	6201.36
					30	4.25	0.5	1.25	2.97	89.1	69.6	6201.36
					30	4.25	0.5	1.25	2.97	89.1	69.6	6201.36
					10	4.25	0.5	1.25	2.97	29.7	69.6	2067.12
				Total	**100**					**297.0**		**20671.20**
	Santosh	109	1.291	SB-13	30	4.25	0.5	1.25	2.97	89.1	69.6	6201.36
					30	4.25	0.5	1.25	2.97	89.1	69.6	6201.36
					15	4.25	0.5	1.25	2.97	44.55	69.6	3100.68
				Total	**75**					**222.75**		**15503.40**
	Santosh	111	1.291	SB-14	30	4.25	0.5	1.25	2.97	89.1	69.6	6201.36
					30	4.25	0.5	1.25	2.97	89.1	69.6	6201.36
					15	4.25	0.5	1.25	2.97	44.55	69.6	3100.68
				Total	**75**					**222.75**		**15503.40**
	Natthu Ram	121	1.291	SB-15	30	4.25	0.5	1.25	2.97	89.1	69.6	6201.36
					30	4.25	0.5	1.25	2.97	89.1	69.6	6201.36
					15	4.25	0.5	1.25	2.97	44.55	69.6	3100.68
				Total	**75**					**222.75**		**15503.40**
				Grand Total	**1425**							**294564.6**

	Khuda Bakhsh	227	1.291	PB-1	30	4.25	0.5	1.25	2.97	89.1	69.6	6201.36
					30	4.25	0.5	1.25	2.97	89.1	69.6	6201.36
					15	4.25	0.5	1.25	2.97	44.55	69.6	3100.68
				Total	**75**					**222.75**		**15503.40**
	Savita Devi	162 / 163	1.721	PB-2	30	4.25	0.5	1.25	2.97	89.1	69.6	6201.36
					30	4.25	0.5	1.25	2.97	89.1	69.6	6201.36
					30	4.25	0.5	1.25	2.97	89.1	69.6	6201.36
					10	4.25	0.5	1.25	2.97	29.7	69.6	2067.12
				Total	**100**					**297.0**		**20671.20**
	Bala Ram	73	1.291	PB-3	30	4.25	0.5	1.25	2.97	89.1	69.6	6201.36
					30	4.25	0.5	1.25	2.97	89.1	69.6	6201.36
					15	4.25	0.5	1.25	2.97	44.55	69.6	3100.68
				Total	**75**					**222.75**		**15503.40**
	Pooran	68	1.291	PB-4	30	4.25	0.5	1.25	2.97	89.1	69.6	6201.36
					30	4.25	0.5	1.25	2.97	89.1	69.6	6201.36
					15	4.25	0.5	1.25	2.97	44.55	69.6	3100.68
				Total	**75**					**222.75**		**15503.40**
	Mithilesh Kumar	104	1.291	PB-5	30	4.25	0.5	1.25	2.97	89.1	69.6	6201.36
					30	4.25	0.5	1.25	2.97	89.1	69.6	6201.36
					15	4.25	0.5	1.25	2.97	44.55	69.6	3100.68
				Total	**75**					**222.75**		**15503.40**
	Mithilesh Kumar	72	1.291	PB-6	30	4.25	0.5	1.25	2.97	89.1	69.6	6201.36
					30	4.25	0.5	1.25	2.97	89.1	69.6	6201.36
					15	4.25	0.5	1.25	2.97	44.55	69.6	3100.68
				Total	**75**					**222.75**		**15503.40**
	Jageshwar	30	1.291	PB-7	30	4.25	0.5	1.25	2.97	89.1	69.6	6201.36
					30	4.25	0.5	1.25	2.97	89.1	69.6	6201.36
					15	4.25	0.5	1.25	2.97	44.55	69.6	3100.68
				Total	**75**					**222.75**		**15503.40**
	Shiv Shankar	31	1.291	PB-8	30	4.25	0.5	1.25	2.97	89.1	69.6	6201.36
					30	4.25	0.5	1.25	2.97	89.1	69.6	6201.36
					15	4.25	0.5	1.25	2.97	44.55	69.6	3100.68
				Total	**75**					**222.75**		**15503.40**
	Braj Lal	34	1.291	PB-9	30	4.25	0.5	1.25	2.97	89.1	69.6	6201.36
					30	4.25	0.5	1.25	2.97	89.1	69.6	6201.36
					15	4.25	0.5	1.25	2.97	44.55	69.6	3100.68

				Total	**75**					**222.75**		**15503.40**
	Braj Lal	100	1.291	PB-10	30	4.25	0.5	1.25	2.97	89.1	69.6	6201.36
					30	4.25	0.5	1.25	2.97	89.1	69.6	6201.36
					15	4.25	0.5	1.25	2.97	44.55	69.6	3100.68
				Total	**75**					**222.75**		**15503.40**
	Murat Dhwaj	105	1.291	PB-11	30	4.25	0.5	1.25	2.97	89.1	69.6	6201.36
					30	4.25	0.5	1.25	2.97	89.1	69.6	6201.36
					15	4.25	0.5	1.25	2.97	44.55	69.6	3100.68
				Total	**75**					**222.75**		**15503.40**
				Grand Total	**850**							**175705.2**

Village- Beur

S.N.	Name of the beneficiary	Khasara No	Area (ha)	Activity Proposed	Length (M)	Breadth (Cm)	Top width CM	Height Cm	Cross Section (m2)	E.W. (Cum)	Rate per (Cum)	Total Cost (Rs.)
1	**2**	**3**	**4**	**5**	**6**	**7**	**8**	**9**	**10**	**11**	**12**	**13**
	Budhwa, Dashrath	941	0.21	FB-1	30	2.75	0.5	0.75	1.22	36.6	69.6	2547.36
					20	2.75	0.5	0.75	1.22	24.4	69.6	1698.24
				Total	**50**					**61.0**		**4245.6**
	Budhwa, Dashrath	942	0.21	FB-2	**30**	2.75	0.5	0.75	1.22	**36.6**	69.6	**2547.36**
	Nirmal Singh etc	883	0.14	FB-3	30	2.75	0.5	0.75	1.22	36.6	69.6	2547.36
					30	2.75	0.5	0.75	1.22	36.6	69.6	2547.36
					15	2.75	0.5	0.75	1.22	18.3	69.6	1273.68
				Total	**75**					**91.5**		**6368.40**
	Nirbhay Singh, Munna	884	0.15	FB-4	30	2.75	0.5	0.75	1.22	36.6	69.6	2547.36
					20	2.75	0.5	0.75	1.22	24.4	69.6	1698.24
				Total	**50**					**61.0**		**4245.60**
	Ram Swaroop, Ram Roop	407	0.547	FB-5	30	2.75	0.5	0.75	1.22	36.6	69.6	2547.36
					20	2.75	0.5	0.75	1.22	24.4	69.6	1698.24
				Total	**50**					**61.0**		**4245.60**
	Amar Nath etc	406	0.315	FB-6	**30**	2.75	0.5	0.75	1.22	36.6	69.6	**2547.36**
	Gauri Shankar etc	498 / 1	0.263	FB-7	**25**	2.75	0.5	0.75	1.22	30.5	69.6	**2122.80**
	Duwaria etc	50	0.201	FB-8	30	2.75	0.5	0.75	1.22	36.6	69.6	2547.36
					20	2.75	0.5	0.75	1.22	24.4	69.6	1698.24
				Total	**50**					**61.0**		**4245.60**

	Raghvendra, Kaushlendra	51	0.184	FB-9	**30**	2.75	0.5	0.75	1.22	36.6	69.6	**2547.36**
	Dilip Kumar	52 / 1	0.271	FB-10	**25**	2.75	0.5	0.75	1.22	30.5	69.6	**2122.80**
					415							**35238.48**
	Shri Kishan	517	0.026	CB-1	**25**	2.25	0.45	0.6	0.81	**20.25**	69.6	**1409.4**
	Ram Narayan	1205 / 1	0.42	SB-1	30	4.25	0.5	1.25	2.97	89.1	69.6	6201.36
	Om Kar Nath	1205 / 2	0.534		30	4.25	0.5	1.25	2.97	89.1	69.6	6201.36
					15	4.25	0.5	1.25	2.97	44.55	69.6	3100.68
				Total	**75**					**222.75**		**15503.40**
	Anandi Prasad	1200	0.333	SB-2	**30**	4.25	0.5	1.25	2.97	**89.1**	69.6	**6201.36**
	Anandi Prasad	1172	0.718	SB-3	**30**	4.25	0.5	1.25	2.97	**89.1**	69.6	**6201.36**
	Ram Swaroop	1025	0.455	SB-5	30	4.25	0.5	1.25	2.97	89.1	69.6	6201.36
					30	4.25	0.5	1.25	2.97	89.1	69.6	6201.36
					15	4.25	0.5	1.25	2.97	44.55	69.6	3100.68
				Total	**75**					**222.75**		**15503.40**
	Sabhapati etc	1021	0.289	SB-6	30	4.25	0.5	1.25	2.97	89.1	69.6	6201.36
					20	4.25	0.5	1.25	2.97	59.4	69.6	4134.24
				Total	**50**					**148.5**		**10335.60**
	Bhagwan Deen , Ram Khilawan	1027	0.14	SB-7	**30**	4.25	0.5	1.25	2.97	**89.1**	69.6	**6201.36**
	Ram Swaroop, Ram Khilawan	1031	0.21	SB-8	30	4.25	0.5	1.25	2.97	89.1	69.6	6201.36
					30	4.25	0.5	1.25	2.97	89.1	69.6	6201.36
					15	4.25	0.5	1.25	2.97	44.55	69.6	3100.68
				Total	**75**					**222.75**		**15503.4**
	Banjar	1032	0.026	SB-9	30	4.25	0.5	1.25	2.97	89.1	69.6	6201.36
					30	4.25	0.5	1.25	2.97	89.1	69.6	6201.36
					15	4.25	0.5	1.25	2.97	44.55	69.6	3100.68
				Total	**75**					**222.75**		**15503.40**
	Kedar Nath	1136	0.228	SB-10	30	4.25	0.5	1.25	2.97	89.1	69.6	6201.36
					30	4.25	0.5	1.25	2.97	89.1	69.6	6201.36
					15	4.25	0.5	1.25	2.97	44.55	69.6	3100.68
				Total	**75**					**222.75**		**15503.40**
	Bhanu Pratap	826	0.805	SB-11	30	4.25	0.5	1.25	2.97	89.1	69.6	6201.36
					30	4.25	0.5	1.25	2.97	89.1	69.6	6201.36
					15	4.25	0.5	1.25	2.97	44.55	69.6	3100.68
				Total	**75**					**222.75**		**15503.40**

	Ram Chandra, Bhairo	828	0.403	SB-12	30	4.25	0.5	1.25	2.97	89.1	69.6	6201.36
					30	4.25	0.5	1.25	2.97	89.1	69.6	6201.36
					20	4.25	0.5	1.25	2.97	59.4	69.6	4134.24
				Total	**80**					**237.6**		**16536.96**
	Avdhesh Prasad	505	0.088	SB-13	30	4.25	0.5	1.25	2.97	89.1	69.6	6201.36
					20	4.25	0.5	1.25	2.97	59.4	69.6	4134.24
				Total	**50**					**148.5**		**10335.60**
	Rakesh, Suresh	571	0.586	SB-14	30	4.25	0.5	1.25	2.97	89.1	69.6	6201.36
					30	4.25	0.5	1.25	2.97	89.1	69.6	6201.36
					15	4.25	0.5	1.25	2.97	44.55	69.6	3100.68
				Total	**75**					**222.75**		**15503.40**
	Kuwaria	635	0.245	SB-15	30	4.25	0.5	1.25	2.97	89.1	69.6	6201.36
					30	4.25	0.5	1.25	2.97	89.1	69.6	6201.36
					30	4.25	0.5	1.25	2.97	89.1	69.6	6201.36
					10	4.25	0.5	1.25	2.97	29.7	69.6	2067.12
				Total	**100**					**297.0**		**20671.20**
	Surendra Prasad	430	0.184	SB-16	30	4.25	0.5	1.25	2.97	89.1	69.6	6201.36
					30	4.25	0.5	1.25	2.97	89.1	69.6	6201.36
					30	4.25	0.5	1.25	2.97	89.1	69.6	6201.36
					10	4.25	0.5	1.25	2.97	29.7	69.6	2067.12
				Total	**100**					**297.0**		**20671.20**
	Rakesh, Suresh	571	0.586	SB-17	30	4.25	0.5	1.25	2.97	89.1	69.6	6201.36
					30	4.25	0.5	1.25	2.97	89.1	69.6	6201.36
					15	4.25	0.5	1.25	2.97	44.55	69.6	3100.68
				Total	**75**					**222.75**		**15503.40**
	Banjar	552	0.044	SB_18	30	4.25	0.5	1.25	2.97	89.1	69.6	6201.36
					30	4.25	0.5	1.25	2.97	89.1	69.6	6201.36
					15	4.25	0.5	1.25	2.97	44.55	69.6	3100.68
				Total	**75**					**222.75**		**15503.40**
	Natthu etc	545	0.228	SB-19	**30**	4.25	0.5	1.25	2.97	**89.1**	69.6	**6201.36**
	Jageshwar, Shiv Awtar	510	0.438	SB-20	30	4.25	0.5	1.25	2.97	89.1	69.6	6201.36
					30	4.25	0.5	1.25	2.97	89.1	69.6	6201.36
					30	4.25	0.5	1.25	2.97	89.1	69.6	6201.36
					10	4.25	0.5	1.25	2.97	29.7	69.6	2067.12
				Total	**100**					**297.0**		**20671.20**
	Lasiya	450	0.254	SB-21	30	4.25	0.5	1.25	2.97	89.1	69.6	6201.36

					30	4.25	0.5	1.25	2.97	89.1	69.6	6201.36
					15	4.25	0.5	1.25	2.97	44.55	69.6	3100.68
				Total	**75**					**222.75**		**15503.40**
	Bhanu Pratap Singh	483 / 1	0.28	SB-22	30	4.25	0.5	1.25	2.97	89.1	69.6	6201.36
					30	4.25	0.5	1.25	2.97	89.1	69.6	6201.36
					15	4.25	0.5	1.25	2.97	44.55	69.6	3100.68
				Total	**75**					**222.75**		**15503.40**
	Kaushalya etc	453	0.324	SB-23	30	4.25	0.5	1.25	2.97	89.1	69.6	6201.36
					30	4.25	0.5	1.25	2.97	89.1	69.6	6201.36
					30	4.25	0.5	1.25	2.97	89.1	69.6	6201.36
					10	4.25	0.5	1.25	2.97	29.7	69.6	2067.12
				Total	**100**					**297.0**		**20671.20**
	Banjar	114	0.42	SB-24	30	4.25	0.5	1.25	2.97	89.1	69.6	6201.36
					30	4.25	0.5	1.25	2.97	89.1	69.6	6201.36
					15	4.25	0.5	1.25	2.97	44.55	69.6	3100.68
				Total	**75**					**222.75**		**15503.40**
	Kaushalya etc	447	0.674	SB-25	30	4.25	0.5	1.25	2.97	89.1	69.6	6201.36
					30	4.25	0.5	1.25	2.97	89.1	69.6	6201.36
					15	4.25	0.5	1.25	2.97	44.55	69.6	3100.68
				Total	**75**					**222.75**		**15503.40**
	Vindeshwari etc	119	0.499	SB-26	30	4.25	0.5	1.25	2.97	89.1	69.6	6201.36
					30	4.25	0.5	1.25	2.97	89.1	69.6	6201.36
					15	4.25	0.5	1.25	2.97	44.55	69.6	3100.68
				Total	**75**					**222.75**		**15503.40**
	Rajendra Prasad	36	0.245	SB-27	30	4.25	0.5	1.25	2.97	89.1	69.6	6201.36
					30	4.25	0.5	1.25	2.97	89.1	69.6	6201.36
					15	4.25	0.5	1.25	2.97	44.55	69.6	3100.68
				Total	**75**					**222.75**		**15503.40**
	Sarju Prasad	102	0.194	SB-28	30	4.25	0.5	1.25	2.97	89.1	69.6	6201.36
					20	4.25	0.5	1.25	2.97	59.4	69.6	4134.24
				Total	**50**					**148.5**		**10335.60**
	Rakesh, Suresh	79 / 1	0.333	SB-29	30	4.25	0.5	1.25	2.97	89.1	69.6	6201.36
					30	4.25	0.5	1.25	2.97	89.1	69.6	6201.36
					15	4.25	0.5	1.25	2.97	44.55	69.6	3100.68
				Total	**75**					**222.75**		**15503.40**
	Rakesh, Suresh	56 / 2	0.096	SB-30	30	4.25	0.5	1.25	2.97	89.1	69.6	6201.36

					30	4.25	0.5	1.25	2.97	89.1	69.6	6201.36
					15	4.25	0.5	1.25	2.97	44.55	69.6	3100.68
				Total	**75**					**222.75**		**15503.40**
	Lotan	60	0.131	SB-31	30	4.25	0.5	1.25	2.97	89.1	69.6	6201.36
					20	4.25	0.5	1.25	2.97	59.4	69.6	4134.24
				Total	**50**					**148.5**		**10335.60**
	Jageshwar	64 / 1	0.263	SB-32	30	4.25	0.5	1.25	2.97	89.1	69.6	6201.36
					30	4.25	0.5	1.25	2.97	89.1	69.6	6201.36
					15	4.25	0.5	1.25	2.97	44.55	69.6	3100.68
				Total	**75**					**222.75**		**15503.40**
	Shiv Shankar etc	46	0.997	SB-33	30	4.25	0.5	1.25	2.97	89.1	69.6	6201.36
					20	4.25	0.5	1.25	2.97	59.4	69.6	4134.24
				Total	**50**					**148.5**		**10335.60**
					2200					**6534**		**454766.4**
	Banjar	976	0.096	PB-1	30	4.25	0.5	1.25	2.97	89.1	69.6	6201.36
					30	4.25	0.5	1.25	2.97	89.1	69.6	6201.36
					30	4.25	0.5	1.25	2.97	89.1	69.6	6201.36
					10	4.25	0.5	1.25	2.97	29.7	69.6	2067.12
				Total	**100**					**297**		**20671.2**
	Chhotelal	989	0.429	PB-2	30	4.25	0.5	1.25	2.97	89.1	69.6	6201.36
					30	4.25	0.5	1.25	2.97	89.1	69.6	6201.36
					15	4.25	0.5	1.25	2.97	44.55	69.6	3100.68
				Total	**75**					**222.75**		**15503.4**
	Ram Bahori, Chunkawan	901	0.569	PB-3	30	4.25	0.5	1.25	2.97	89.1	69.6	6201.36
	Bhita	903	0.061		30	4.25	0.5	1.25	2.97	89.1	69.6	6201.36
					30	4.25	0.5	1.25	2.97	89.1	69.6	6201.36
					10	4.25	0.5	1.25	2.97	29.7	69.6	2067.12
				Total	**100**					**297**		**20671.2**
	Jagatpal, Babulal	833	0.263	PB-4	30	4.25	0.5	1.25	2.97	89.1	69.6	6201.36
					30	4.25	0.5	1.25	2.97	89.1	69.6	6201.36
					30	4.25	0.5	1.25	2.97	89.1	69.6	6201.36
					10	4.25	0.5	1.25	2.97	29.7	69.6	2067.12
				Total	**100**					**297**		**20671.2**
	Omkar Nath	587	0.14	PB-5	30	4.25	0.5	1.25	2.97	89.1	69.6	6201.36
					30	4.25	0.5	1.25	2.97	89.1	69.6	6201.36
					15	4.25	0.5	1.25	2.97	44.55	69.6	3100.68

				Total	**75**					**222.75**		**15503.4**
	Awdhesh, Mahendra	605 / 1	0.026	PB-6	30	4.25	0.5	1.25	2.97	89.1	69.6	6201.36
					30	4.25	0.5	1.25	2.97	89.1	69.6	6201.36
					30	4.25	0.5	1.25	2.97	89.1	69.6	6201.36
					30	4.25	0.5	1.25	2.97	89.1	69.6	6201.36
					5	4.25	0.5	1.25	2.97	14.85	69.6	1033.56
				Total	**125**					**371.25**		**25839**
	Banjar	425	0.226	PB-7	30	4.25	0.5	1.25	2.97	89.1	69.6	6201.36
					30	4.25	0.5	1.25	2.97	89.1	69.6	6201.36
					30	4.25	0.5	1.25	2.97	89.1	69.6	6201.36
					30	4.25	0.5	1.25	2.97	89.1	69.6	6201.36
					30	4.25	0.5	1.25	2.97	89.1	69.6	6201.36
				Total	**150**					**445.5**		**31006.8**
	Shri Krishan etc	438 / 1	0.201	PB-8	30	4.25	0.5	1.25	2.97	89.1	69.6	6201.36
					30	4.25	0.5	1.25	2.97	89.1	69.6	6201.36
					30	4.25	0.5	1.25	2.97	89.1	69.6	6201.36
					30	4.25	0.5	1.25	2.97	89.1	69.6	6201.36
					30	4.25	0.5	1.25	2.97	89.1	69.6	6201.36
				Total	**150**					**445.5**		**31006.8**
	Jageshwar	127	0.176	PB-9	30	4.25	0.5	1.25	2.97	89.1	69.6	6201.36
					30	4.25	0.5	1.25	2.97	89.1	69.6	6201.36
					15	4.25	0.5	1.25	2.97	44.55	69.6	3100.68
				Total	**75**					**222.75**		**15503.4**
	Rajendra, Kuldeep	130	0.621	PB-10	30	4.25	0.5	1.25	2.97	89.1	69.6	6201.36
	Pradeep Kumar etc				30	4.25	0.5	1.25	2.97	89.1	69.6	6201.36
					15	4.25	0.5	1.25	2.97	44.55	69.6	3100.68
				Total	**75**					**222.75**		**15503.4**
	Pancha	915	0.175	PB-11	30	4.25	0.5	1.25	2.97	89.1	69.6	6201.36
					30	4.25	0.5	1.25	2.97	89.1	69.6	6201.36
					15	4.25	0.5	1.25	2.97	44.55	69.6	3100.68
				Total	**75**					**222.75**		**15503.4**
	Dil Sukh	914	0.28		30	4.25	0.5	1.25	2.97	89.1	69.6	6201.36
					30	4.25	0.5	1.25	2.97	89.1	69.6	6201.36
					15	4.25	0.5	1.25	2.97	44.55	69.6	3100.68
				Total	**75**					**222.75**		**15503.4**
	Banjar	967	0.018		30	4.25	0.5	1.25	2.97	89.1	69.6	6201.36

					30	4.25	0.5	1.25	2.97	89.1	69.6	6201.36
					30	4.25	0.5	1.25	2.97	89.1	69.6	6201.36
					30	4.25	0.5	1.25	2.97	89.1	69.6	6201.36
					30	4.25	0.5	1.25	2.97	89.1	69.6	6201.36
				Total	**100**					**445.5**		**31006.8**
	Nand Rani	857	0.56		30	4.25	0.5	1.25	2.97	89.1	69.6	6201.36
					30	4.25	0.5	1.25	2.97	89.1	69.6	6201.36
					15	4.25	0.5	1.25	2.97	44.55	69.6	3100.68
				Total	**75**					**222.75**		**15503.4**
	Vindeshwari, Ram Charan	32 / 1	0.42		30	4.25	0.5	1.25	2.97	89.1	69.6	6201.36
					30	4.25	0.5	1.25	2.97	89.1	69.6	6201.36
					30	4.25	0.5	1.25	2.97	89.1	69.6	6201.36
					10	4.25	0.5	1.25	2.97	29.7	69.6	2067.12
				Total	**100**					**297**		**20671.2**
	Shri Kishan etc	4	0.595		30	4.25	0.5	1.25	2.97	89.1	69.6	6201.36
					30	4.25	0.5	1.25	2.97	89.1	69.6	6201.36
					30	4.25	0.5	1.25	2.97	89.1	69.6	6201.36
					30	4.25	0.5	1.25	2.97	89.1	69.6	6201.36
					5	4.25	0.5	1.25	2.97	14.85	69.6	1033.56
				Total	**125**					**371.25**		**25839**
				Grand Total	**1625**							**335907**

Beneficiary wise details of Proposed/Plannde W/S Development Activities (Individual)

G.P/Gram Sabha/Village- Kothilhai	Pucca Check Dem	Block - Manikpur	W/S Project - IWMP-2	District - Chitrakoot

S.N.	Name of the beneficiary	Khasara No	Area (ha)	Activity Proposed	Length (M)	Breadth (Cm)	Top width CM	Height Cm	Cross Section (m2)	E.W. (Cum)	Rate per (Cum)	total Cost (Rs.)
1	2	3	4	5	6	7	8	9	10	11	12	13
	Gutt, Gaji	14 /1	0.009	1- Check Dem (Pucca) 4.5 m. Crist's								436000.00
	Kamta Prasad	322	0.193	2- Check Dem (Pucca) 4.5 m. Crist's								436000.00
	Triveni Prasad	782	0.245	3- Check Dem (Pucca) 4.5 m. Crist's								436000.00
	Jageshwar	Beur- 82	0.161	4- Check Dem (Pucca) 4.5 m. Crist's								436000.00
				TOTAL								1744000.00
	Ashwani Prasad Beur	1160		5- Check Dem (Pucca) 4.0 m. Crist's								186000.00
	Shiv Prasad	1146	0.245	6- Check Dem (Pucca) 4.0 m. Crist's								186000.00
	Ram Asre	965		TOTAL								372000.00
				GRAND TOTAL								**2116000.00**

S.N.	Name of the beneficiary	Khasara No	Area (ha)	Activity Proposed	Length (M)	Breadth (m)	Top width M	Height m	Cross Section (m2)	E.W. (Cum)	Rate per (Cum)	total Cost (Rs.)	Safe Structure	Total (Rs)
1	2	3	4	5	6	7	8	9	10	11	12	13	14	15
				1- CD	30	9.50	1.5	2	11.00	330.00	53.20	17556.00		
	Triveni Prasad	502	0.079	Kachha	30	9.50	1.5	2	11.00	330.00	53.20	17556.00		
	Ram Narayan	363	0.219		30	9.50	1.5	2	11.00	330.00	53.20	17556.00		
					10	9.50	1.5	2	11.00	110.00	53.20	5852.00		
				Total	**100.00**					**1100.00**		**58520.00**	**151300.00**	209820.00
				Pucca 2 M. Crist's Structure (DSW)										
				Total								**58520.00**	**151300.00**	**209820.00**

	Bhairo	114 / 1	0.482	2- CD	30	9.50	1.50	2.00	11.00	330.00	53.20	17556.00		
				Kachha	10	9.50	1.50	2.00	11.00	110.00	53.20	5852.00		
				Total	**40**					**440.00**		**23408.00**	**151300.00**	174708.00
				Pucca 2 M. Crist's Structure (DSW)										
				Total								**23408.00**		**174708.00**
				Grand Total								**384528.00**		

S.N.	Name of the beneficiary	Khasara No	Area (ha)	Activity Proposed	Length (M)	Breadth (m)	Top width M	Height m	Cross Section (m2)	E.W. (Cum)	Rate per (Cum)	total Cost (Rs.)
1	**2**	**3**	**4**	**5**	**6**	**7**	**8**	**9**	**10**	**11**	**12**	**13**
	Munshi	340	0.131	Pond	33	33						86520
	Nanhi	341	0.053									
											TOTAL	**86520**

S.N.	Name of the beneficiary	Khasara No	Area (ha)	Activity Proposed	Length (M)	Breadth (m)	Top width M	Height m	Cross Section (m2)	E.W. (Cum)	Rate per (Cum)	total Cost (Rs.)
1	**2**	**3**	**4**	**5**	**6**	**7**	**8**	**9**	**10**	**11**	**12**	**13**
	Ram Sharan, Raj Bahadur	1174	0.219	PB-1	30	4.6	0.7	1.3	3.445	103.35	51.83	5356.63
					30	4.6	0.7	1.3	3.445	103.35	51.83	5356.63
					30	4.6	0.7	1.3	3.445	103.35	51.83	5356.63
					30	4.6	0.7	1.3	3.445	103.35	51.83	5356.63
					30	4.6	0.7	1.3	3.445	103.35	51.83	5356.63
					25	4.6	0.7	1.3	3.445	86.125	51.83	4463.86
				Total	**175**					**602.875**		**31247.01**
	Ram Chandra	1122	0.245	PB-2	30	4.6	0.7	1.3	3.445	103.35	51.83	5356.63
	Jauhari Prasad	1124	0.403		30	4.6	0.7	1.3	3.445	103.35	51.83	5356.63
					30	4.6	0.7	1.3	3.445	103.35	51.83	5356.63
					30	4.6	0.7	1.3	3.445	103.35	51.83	5356.63
					30	4.6	0.7	1.3	3.445	103.35	51.83	5356.63
					25	4.6	0.7	1.3	3.445	86.125	51.83	4463.86

				Total	**175**					**602.875**		**31247.01**
	Braj Rania etc	1117	0.368	PB-3	30	4.6	0.7	1.3	3.445	103.35	51.83	5356.63
	Beni Morya	204	0.035		30	4.6	0.7	1.3	3.445	103.35	51.83	5356.63
					30	4.6	0.7	1.3	3.445	103.35	51.83	5356.63
					30	4.6	0.7	1.3	3.445	103.35	51.83	5356.63
					30	4.6	0.7	1.3	3.445	103.35	51.83	5356.63
				Total	**150**					**516.75**		**26783.15**
	Ganga Prasad	1002	0.018	PB-4	30	4.6	0.7	1.3	3.445	103.35	51.83	5356.63
	Ram Sharan	1044	0.035		30	4.6	0.7	1.3	3.445	103.35	51.83	5356.63
					30	4.6	0.7	1.3	3.445	103.35	51.83	5356.63
					30	4.6	0.7	1.3	3.445	103.35	51.83	5356.63
					30	4.6	0.7	1.3	3.445	103.35	51.83	5356.63
					30	4.6	0.7	1.3	3.445	103.35	51.83	5356.63
					30	4.6	0.7	1.3	3.445	103.35	51.83	5356.63	
					30	4.6	0.7	1.3	3.445	103.35	51.83	5356.63
					30	4.6	0.7	1.3	3.445	103.35	51.83	5356.63
					30	4.6	0.7	1.3	3.445	103.35	51.83	5356.63
					30	4.6	0.7	1.3	3.445	103.35	51.83	5356.63
					20	4.6	0.7	1.3	3.445	68.9	51.83	3571.09
				Total	**350**					**1205.75**		**62494.02**
	Bhawanideen	912 / 1	0.228	PB-5	30	4.6	0.7	1.3	3.445	103.35	51.83	5356.63
	Munshi	913	0.201		30	4.6	0.7	1.3	3.445	103.35	51.83	5356.63
	Nanhi	914	0.075		30	4.6	0.7	1.3	3.445	103.35	51.83	5356.63
					30	4.6	0.7	1.3	3.445	103.35	51.83	5356.63
					30	4.6	0.7	1.3	3.445	103.35	51.83	5356.63
					30	4.6	0.7	1.3	3.445	103.35	51.83	5356.63
					30	4.6	0.7	1.3	3.445	103.35	51.83	5356.63
					30	4.6	0.7	1.3	3.445	103.35	51.83	5356.63
					30	4.6	0.7	1.3	3.445	103.35	51.83	5356.63
					30	4.6	0.7	1.3	3.445	103.35	51.83	5356.63
					30	4.6	0.7	1.3	3.445	103.35	51.83	5356.63
					25	4.6	0.7	1.3	3.445	86.125	51.83	4463.86
				Total	**325**					**1119.63**		**58030.16**
	Nala	781	0.158	PB-6	30	4.6	0.7	1.3	3.445	103.35	51.83	5356.63
					30	4.6	0.7	1.3	3.445	103.35	51.83	5356.63
					15	4.6	0.7	1.3	3.445	51.675	51.83	2678.32
				Total	**75**					**258.375**		**13391.58**

	Triveni Prasad	779	0.525	PB-7	30	4.6	0.7	1.3	3.445	103.35	51.83	5356.63
					30	4.6	0.7	1.3	3.445	103.35	51.83	5356.63
					30	4.6	0.7	1.3	3.445	103.35	51.83	5356.63
					30	4.6	0.7	1.3	3.445	103.35	51.83	5356.63
					30	4.6	0.7	1.3	3.445	103.35	51.83	5356.63
					30	4.6	0.7	1.3	3.445	103.35	51.83	5356.63
					30	4.6	0.7	1.3	3.445	103.35	51.83	5356.63
					30	4.6	0.7	1.3	3.445	103.35	51.83	5356.63
					30	4.6	0.7	1.3	3.445	103.35	51.83	5356.63
					30	4.6	0.7	1.3	3.445	103.35	51.83	5356.63
					30	4.6	0.7	1.3	3.445	103.35	51.83	5356.63
					25	4.6	0.7	1.3	3.445	86.125	51.83	4463.86
				Total	**325**					**1119.63**		**53566.31**
	Braj Rania, Golki	325	0.026	PB-8	30	4.6	0.7	1.3	3.445	103.35	51.83	5356.63
					30	4.6	0.7	1.3	3.445	103.35	51.83	5356.63
					30	4.6	0.7	1.3	3.445	103.35	51.83	5356.63
					30	4.6	0.7	1.3	3.445	103.35	51.83	5356.63
					30	4.6	0.7	1.3	3.445	103.35	51.83	5356.63
					30	4.6	0.7	1.3	3.445	103.35	51.83	5356.63
					30	4.6	0.7	1.3	3.445	103.35	51.83	5356.63
					30	4.6	0.7	1.3	3.445	103.35	51.83	5356.63
					15	4.6	0.7	1.3	3.445	51.675	51.83	2678.32
				Total	**225**					**775.125**		**40174.73**
	Kamta Prasad	322		PB-9	30	4.6	0.7	1.3	3.445	103.35	51.83	5356.63
					30	4.6	0.7	1.3	3.445	103.35	51.83	5356.63
					30	4.6	0.7	1.3	3.445	103.35	51.83	5356.63
					30	4.6	0.7	1.3	3.445	103.35	51.83	5356.63
					30	4.6	0.7	1.3	3.445	103.35	51.83	5356.63
					30	4.6	0.7	1.3	3.445	103.35	51.83	5356.63
					30	4.6	0.7	1.3	3.445	103.35	51.83	5356.63
					30	4.6	0.7	1.3	3.445	103.35	51.83	5356.63
					30	4.6	0.7	1.3	3.445	103.35	51.83	5356.63
					30	4.6	0.7	1.3	3.445	103.35	51.83	5356.63
					30	4.6	0.7	1.3	3.445	103.35	51.83	5356.63
				Total	**300**					**1033.5**		**53566.31**
				G. TOTAL	**2100**							**370500.2763**

S.N.	Name of the beneficiary	Khasara No	Area (ha)	Activity Proposed	Length (M)	Breadth (m)	Top width M	Height m	Cross Section (m2)	E.W. (Cum)	Rate per (Cum)	Total Cost (Rs.)
1	2	3	4	5	6	7	8	9	10	11	12	13
	Dwarika Prasad	34	0.0692	PB-1	30	4.6	0.7	1.3	3.445	103.35	51.83	5356.63
					30	4.6	0.7	1.3	3.445	103.35	51.83	5356.63
					30	4.6	0.7	1.3	3.445	103.35	51.83	5356.63
					30	4.6	0.7	1.3	3.445	103.35	51.83	5356.63
					30	4.6	0.7	1.3	3.445	103.35	51.83	5356.63
				Total	**150**					**516.75**		**26783.15**
	Ram Naresh etc			PB-2	30	4.6	0.7	1.3	3.445	103.35	51.83	5356.63
					30	4.6	0.7	1.3	3.445	103.35	51.83	5356.63
					30	4.6	0.7	1.3	3.445	103.35	51.83	5356.63
					30	4.6	0.7	1.3	3.445	103.35	51.83	5356.63
					30	4.6	0.7	1.3	3.445	103.35	51.83	5356.63
					30	4.6	0.7	1.3	3.445	103.35	51.83	5356.63
					30	4.6	0.7	1.3	3.445	103.35	51.83	5356.63
					30	4.6	0.7	1.3	3.445	103.35	51.83	5356.63
					30	4.6	0.7	1.3	3.445	103.35	51.83	5356.63
					30	4.6	0.7	1.3	3.445	103.35	51.83	5356.63
					30	4.6	0.7	1.3	3.445	103.35	51.83	5356.63
					30	4.6	0.7	1.3	3.445	103.35	51.83	5356.63
					30	4.6	0.7	1.3	3.445	103.35	51.83	5356.63
					30	4.6	0.7	1.3	3.445	103.35	51.83	5356.63
					5	4.6	0.7	1.3	3.445	17.225	51.83	892.77
				Total	**425**					**1464.13**		**75885.60**
	Prem Chandra etc	159	1.113	PB-3	30	4.6	0.7	1.3	3.445	103.35	51.83	5356.63
					30	4.6	0.7	1.3	3.445	103.35	51.83	5356.63
					30	4.6	0.7	1.3	3.445	103.35	51.83	5356.63
					14	4.6	0.7	1.3	3.445	48.23	51.83	2499.76
				Total	**104**					**358.28**		**18569.65**
				Grand Total	**679**							**121238.4037**

S.N.	Name of the beneficiary	Khasara No	Area (ha)	Activity Proposed	Length (M)	Breadth (m)	Top width M	Height m	Cross Section (m2)	E.W. (Cum)	Rate per (Cum)	total Cost (Rs.)	Safe Structure	Total
1	2	3	4	5	6	7	8	9	10	11	12	13	14	15
	Shiv Prasad, Ram Asre	1152	1.278	SB-4	30	4.6	0.7	1.3	3.445	103.35	51.83	5356.63		
		1157	0.788		30	4.6	0.7	1.3	3.445	103.35	51.83	5356.63		
					30	4.6	0.7	1.3	3.445	103.35	51.83	5356.63		
					30	4.6	0.7	1.3	3.445	103.35	51.83	5356.63		
					30	4.6	0.7	1.3	3.445	103.35	51.83	5356.63		
					30	4.6	0.7	1.3	3.445	103.35	51.83	5356.63		
					20	4.6	0.7	1.3	3.445	68.9	51.83	3571.09		
				Total	**200**					**689.00**		**35710.87**	**54550.00**	**90260.87**
	Shiv Prasad, Ram Asre	1152		**1 m Crist's Pucca Structure on SB**								**54550.00**		
1	Kalmatia	Kothilhai 13	0.184	1- Bore well								10,000.00		
2	Kalmatia	Kothilhai 141	0.324	2- Bore well								10,000.00		
3	Ram Siya	Kothilhai 126	0.7	3- Bore well								10,000.00		
4	Batuwa	Kothilhai 293	0.259	4- Bore well								10,000.00		
5	Braj Rania	Kothilhai 324	0.543	5- Bore well								10,000.00		
6	Braj Rania	Kothilhai 325	0.026	6- Bore well								10,000.00		
7	Ganga Prasad	Kothilhai 1001	0.026	7- Bore well								10,000.00		
8	Dharam Raj	Kothilhai 1055	0.122	8- Bore well								10,000.00		
9	Chhedilal	Baghauda 77	1.0181	9- Bore well								10,000.00		
10	Prem Chandra	Baghauda 159	1.113	10- Bore well								10,000.00		
11	Kamta Prasad	Baghauda 276	0.494	11- Bore well								10,000.00		
12	Brajlal	Semariya 95		12- Bore well								10,000.00		
13	Ashwani Prasad	Beur 1160	0.753	13- Bore well								10,000.00		
14	Bhanu Pratap Singh	Beur 891	0.263	14- Bore well								10,000.00		
15	Om Kar Nath	Beur 587	0.14	15- Bore well								10,000.00		
16	Uday Raj Singh	Beur 500	0.324	16- Bore well								10,000.00		
17	Surendra Prasad	Beur 467	0.324	17- Bore well								10,000.00		
18	Shri Kishan	Beur 108	0.49	18- Bore well								10,000.00		
19	Jageshwar	Beur 63 / 1	0.263	19- Bore well								10,000.00		
20	Banjar	Beur 63	0.061	20- Bore well								10,000.00		
				Total								**200,000.00**		

10. MWS- Rampur Tarauhan
Village- Takhtupur

S.N.	Name of the beneficiary	Caste SC-ST/Others	Khasara No	Area (ha)	Activity Proposed	Length (M)	Breadth (Cm)	Top width CM	Height Cm	Cross Section (m2)	E.W. (Cum)	Rate per (Cum)	Safe structure cost	EW Cost (Rs.)	Total Cost (Rs.)
1	2	2(a)	3	4	5	6	7	8	9	10	11	12	13	14	15
1	Rahimudin Ram Kanahai Ram soy	Other	90, 75, 65	2.508	MB01	125.00	5.2	0.700	1.5	4.43	553.125	51.83	54550.00	28668.47	83218.47
2	Akhilesh Kumar Bhaskar	Other	36, 83, 69	0.646	MB02	200.00	5.85	0.700	1.7	5.53	1105	53.25	151300.00	58841.25	210141.25
3	Ram Dev Ram Kishore Gram Samaj	Other	205 203 209	0.56	Drop Spilway 01								85200.00	0.00	85200.00
4	Rimmuddin Shiv Kumar Singh Ponds(T)	Other	90 59 04		Re-charge well						3	10000	30000.00	0.00	30000.00
		Total												**408504**	**20424**

Village- Pahkanjari

S.N.	Name of the beneficiary	Caste SC-ST/Others	Khasara No	Area (ha)	Activity Proposed	Length (M)	Breadth (Cm)	Top width CM	Height Cm	Cross Section (m2)	E.W. (Cum)	Rateper (Cum)	Safe structure no & cost	EW Cost (Rs.)	Total Cost (Rs)
1	**2**	**2(a)**	**3**	**4**	**5**	**6**	**7**	**8**	**9**	**10**	**11**	**12**	**13**	**14**	**15**
1	Moh. Saiyad, Mannulal		131,108	14.99	CD01	Crist 4.00 m.@ 211000							211000	0	211000
2	Jageshwar, Raghunath		114, 52	37.81	CD01	Crist 3.00 m.@ 190000							190000	0	190000
3	Ram Shiromani		49	1.99	Re-charge well Per @10000 No.								10000	0	10000
4	Munnulal, Dev Nath		104, 105, 108, 109	14.04	PB01	240	5.8	0.7	1.7	5.525	1326	53.2	0	70543	70543
5	Kamalakant, Moh. Saiyad		49,47,46,45	15.208	PB02	260	5.8	0.7	1.7	5.525	1436.5	53.2	0	76422	76422
6	Akhilesh, Ram Shiromani		105, 106, 108	14.623	PB03	250	5.8	0.7	1.7	5.525	1381.25	53.2	0	73483	73483
7	Raghunath, Ram Shiromani		51,52	11.654	PB04	200	5.8	0.7	1.7	5.525	1100.88	53.2	0	58566	58566
8	Subhash Chandra, Sadhu		303,302	11.639	PB05	199	5.8	0.7	1.7	5.525	1099.43	53.2	0	58490	58490
	Total pahkanjari			**121.954**		**1149**					**6344.06**		**411000**	**337504**	**748504**

Village- Rampur Tarauhan

S.N.	Name of the beneficiary	Caste SC-ST/Others	Khasara No	Area (ha)	Activity Proposed	Length (M)	Breadth (Cm)	Top width CM	Height Cm	Cross Section (m2)	E.W. (Cum)	Rate per (Cum)	Safe structure no & cost	EW Cost (Rs.)	Total Cost (Rs)
1	**2**	**2(a)**	**3**	**4**	**5**	**6**	**7**	**8**	**9**	**10**	**11**	**12**	**13**	**14**	**15**
1	Arjun Medhiya Bhita(GS) Kamata	Other	487 488	0.614	WHB01	150.00	14	2.0	2.5	20	3000	57.55	680000.00	172650.00	852650.00
2	Chandrapal Badri	Other	431 473	0.499	CD01	150.00	9	2.0	2	11	1650	53.2	190000.00	87780.00	277780.00

3	Dharampal Golwa	Other	463 462	0.438	CD02	100.00	9	2.0	2	11	1100	53.2	151300.00	58520.00	209820.00
4	Gariwa Chandrapal Banjar(G.S)	Other	411 412 437 436	0.779	Chekdem 01	3.00 M							190000	0	190000.00
5	Ram Bans DayaRam	Other	85 89	1.812	2	3.00 M							190000	0	190000.00
6	Jagdev Bhurelal Sahdev	Other	283 286 141	0.578	3	3.00 M							190000	0	190000.00
7	SamSuddin Alladin	Other	577 575	1.855	4	4.00 M							211000	0	211000.00
8	Ketki Bai Gaya Prasad	Other	192 193	0.324	5	4.00 M							211000	0	211000.00
9	Ayodhya Prasad	Other	472	0.254	Re-charge well 01								10000	0	10000.00
10	Ram Vansh	Other	86	0.035	2								10000	0	10000.00
11	Goss Mohmad	Other	578	0.805	3								10000	0	10000.00
12	Smt. Asha Devi	Other	325	0.332	4								10000	0	10000.00
13	Shri Pal	Other	265	0.138	5								10000	0	10000.00
14	Goss Mohmad	Other	492	0.218	6								10000	0	10000.00
		Total		**8.681**							**5750.00**		**2073300.00**	**318950.00**	2392250.00

S.N.	**Name of the beneficiary**	**Caste SC-ST/Others**	**Khasara No**	**Area (ha)**	**Activity Proposed**	**Length (M)**	**Breadth (Cm)**	**Top width CM**	**Height Cm**	**Cross Section (m2)**	**E.W. (Cum)**	**Rateper (Cum)**	**Safe structure no & cost**	**EW Cost (Rs.)**	**Total Cost (Rs)**
1	**2**	**2(a)**	**3**	**4**	**5**	**6**	**7**	**8**	**9**	**10**	**11**	**12**	**13**	**14**	**15**
1	Chandrapal Ram Vans Ram Gopal	Other	424 412 432	1.415	PB 01	300	5.80	0.70	1.70	5.525	1657.50	53.20	0	88179.00	88179.00
2	Gariwa Satya Narayan Gangadeen	Other	437 439 443 469	0.719	2	275	5.80	0.70	1.70	5.525	1519.38	53.20	0	80830	80830.00
3	Ambika Prasad	Other	398	0.245	3	200	5.80	0.70	1.70	5.525	1105.00	53.20	0	58786	58786.00

4	Shiv Sharan Devi Prasad Amritlal	Other	399 401 397 369	1.586	4	175	5.80	0.70	1.70	5.525	966.88	53.20	0	51438	51438.00
5	Raghunath Ramakant Lala Prasad	Other	34 32 47 97	1.62	5	450	5.80	0.70	1.70	5.525	2486.25	53.20	0	132269	132269.00
6	Prem Chandra Rama Kant Smt. Asha Devi	Other	79 80 81 30	1.041	6	350	5.80	0.70	1.70	5.525	1933.75	53.20	0	102876	102876.00
7	Alladin Muniyar Ali Shri Kishan	Other	575 583 359	1.96	7	700	5.80	0.70	1.70	5.525	3867.50	53.20	0	205752	205752.00
8	Vishweshwar Singh Ganesh Chandrapal	Other	591 397 322 323	0.884	8	350	5.80	0.70	1.70	5.525	1933.75	53.20	0	102876	102876.00
9	Shiv Sharan Kamta Chandrapal	Other	135 142 158	1.469	9	310	5.80	0.70	1.70	5.525	1712.75	53.20	0	91118	91118.00
10	Sahdev &Other	Other	288 286 290	1.039	10	340	5.80	0.70	1.70	5.525	1878.50	53.20	0	99936	99936.00
11	Smt.Bargiya Ketki Bai	Other	194 193	0.629	11	250	5.80	0.70	1.70	5.525	1381.25	53.20	0	73482	73482.00
						3700					**20442.50**			**1087542**	**1087542.00**
	Rampur Tararauhan					**400**					**5750.00**		**2073300.00**	**318950.00**	**2392250.00**
		All Total Rampur Tarohna				**4100**					**26192.50**		**2073300**	**1406492**	**3479792.00**

Name of the beneficiary	**Caste SC-ST/Others**	**Khasara No**	**Area (ha)**	**Activity Proposed**	**Length (M)**	**Breadth (Cm)**	**Top width CM**	**Height Cm**	**Cross Section (m2)**	**E.W. (Cum)**	**Rateper (Cum)**	**Safe structure no & cost**	**EWCost (Rs.)**	**Total Cost (Rs)**
2	**2(a)**	**3**	**4**	**5**	**6**	**7**	**8**	**9**	**10**	**11**	**12**	**13**	**14**	**15**
Prem Chandra		52	0.845	FB 01	180.00	2.25	0.45	0.60	0.81	145.80	69.60	0	10147	10147.00
Chandrapal		122	1.174	2	250.00	2.25	0.45	0.60	0.81	202.50	69.60	0	14094	14094.00
Chandrapal Ram Sharan		126	1.174	3	250.00	2.25	0.45	0.60	0.81	202.50	69.60	0	1404	1404.00
Kaluwa		96	1.174	4	250.00	2.25	0.45	0.60	0.81	202.50	69.60	0	14094	14094.00

Chandrapal Jageshwar		95	0.587	5	125.00	2.25	0.45	0.60	0.81	101.25	69.60	0	7047	7047.00
Chandra Ketu		371	0.704	6	150.00	2.25	0.45	0.60	0.81	121.50	69.60	0	8456	8456.00
Gangadeen		370	0.47	7	100.00	2.25	0.45	0.60	0.81	81.00	69.60	0	5638	5638.00
safi Mohammad		380	0.704	8	150.00	2.25	0.45	0.60	0.81	121.50	69.60	0	8456	8456.00
Devi Prasad		381	0.47	9	100.00	2.25	0.45	0.60	0.81	81.00	69.60	0	5638	5638.00
Gangadeen		413	0.156	10	110.00	2.25	0.45	0.60	0.81	89.10	69.60	0	6201	6201.00
Gendalal Surajpal		327	0.375	11	80.00	2.25	0.45	0.60	0.81	64.80	69.60	0	4510	4510.00
Bodhan Shriya		326	0.587	12	125.00	2.25	0.45	0.60	0.81	101.25	69.60	0	7047	7047.00
Chandrapal Jugal Kishore		424	0.798	13	170.00	2.25	0.45	0.60	0.81	137.70	69.60	0	9584	9584.00
Gendalal		527	0.939	14	200.00	2.25	0.45	0.60	0.81	162.00	69.60	0	11275	11275.00
Gariwa		529	0.375	15	80.00	2.25	0.45	0.60	0.81	64.80	69.60	0	4510	4510.00
Gendalal		526	0.47	16	100.00	2.25	0.45	0.60	0.81	81.00	69.60	0	5638	5638.00
Kalli Ganga Prasad		528	0.375	17	80.00	2.25	0.45	0.60	0.81	64.80	69.60	0	4510	4510.00
Samsuddin		511	0.587	18	125.00	2.25	0.45	0.60	0.81	101.25	69.60	0	7047	7047.00
Goss Mohammad		512	0.47	19	100.00	2.25	0.45	0.60	0.81	81.00	69.60	0	5638	5638.00
Sukh Ram Badri		518	0.704	20	150.00	2.25	0.45	0.60	0.81	121.50	69.60	0	8456	8456.00
Chandrapal		556	0.704	21	150.00	2.25	0.45	0.60	0.81	121.50	69.60	0	8456	8456.00
Mohanlal Gaulal		538	0.47	22	100.00	2.25	0.45	0.60	0.81	81.00	69.60	0	5638	5638.00
Jag Mohan Singh		539	0.704	23	150.00	2.25	0.45	0.60	0.81	121.50	69.60	0	8456	8456.00
Shri Mohan		254	0.352	24	75.00	2.25	0.45	0.60	0.81	60.75	69.60	0	4228	4228.00
Chandrapal		320	0.328	25	70.00	2.25	0.45	0.60	0.81	65.70	69.60	0	3946	3946.00
G.A. Sultan		618	0.47	26	100.00	2.25	0.45	0.60	0.81	81.00	69.60	0	5638	5638.00
G.A. Sultan		617	0.281	27	60.00	2.25	0.45	0.60	0.81	48.60	69.60	0	3383	3383.00
Jageshwar Kishorilal		626	0.47	28	100.00	2.25	0.45	0.60	0.81	81.00	69.60	0	5638	5638.00
Jageshwar Kishorilal		625	0.235	29	50.00	2.25	0.45	0.60	0.81	40.50	69.60	0	2819	2819.00

Jageshwar Kishorilal		627	0.47	30	100.00	2.25	0.45	0.60	0.81	81.00	69.60	0	5638	5638.00
Jageshwar Kishorilal		628	0.281	31	60.00	2.25	0.45	0.60	0.81	48.60	69.60	0	3383	3383.00
Ram Raj		629	0.281	32	60.00	2.25	0.45	0.60	0.81	48.60	69.60	0	3383	3383.00
Ram Raj		630	0.281	33	60.00	2.25	0.45	0.60	0.81	48.60	69.60	0	3383	3383.00
Ram Raj		631	0.375	34	80.00	2.25	0.45	0.60	0.81	64.80	69.6	0	4510	4510.00
	Total FB Rampur Tarahna				**4090.00**					**3312.90**		**0**	**217889**	**217889.00**

S.N.	**Name of the beneficiary**	**Caste SC-ST/Others**	**Khasara No**	**Area (ha)**	**Activity Proposed**	**Length (M)**	**Breadth (Cm)**	**Top width CM**	**Height Cm**	**Cross Section (m2)**	**E.W. (Cum)**	**Rateper (Cum)**	**Safe structure no & cost**	**EW Cost (Rs.)**	**Total Cost (Rs)**
1	**2**	**2(a)**	**3**	**4**	**5**	**6**	**7**	**8**	**9**	**10**	**11**	**12**	**13**	**14**	**15**
1	Prem Chandra Ketki Bai		21 22 26	1.521	SB 01	125.00	3.60	0.60	1.00	2.10	262.50	69.60	0	18270	18270.00
2	Rama Kant Raghunath		41 42 43	2.13	2	175.00	3.60	0.60	1.00	2.10	367.50	69.60		25578	25578.00
3	Rama Kant Umakant		119	1.826	3	150.00	3.60	0.60	1.00	2.10	315.00	69.60		21924	21924.00
4	Sahadar Jagmohan Singh		127	1.826	4	150.00	3.60	0.60	1.00	2.10	315.00	69.60		21924	21924.00
5	Chandrapal		145 146 147	1.217	5	100.00	3.60	0.60	1.00	2.10	210.00	69.60		14616	14616.00
6	Chandrapal Ram Gopal		128 129 130 131	2.435	6	200.00	3.60	0.60	1.00	2.10	420.00	69.60		29232	29232.00
7	Chandra Ketu		363	1.948	7	160.00	3.60	0.60	1.00	2.10	336.00	69.60		23386	23386.00
8	Dev Nath Munnu		362 335	3.409	8	280.00	3.60	0.60	1.00	2.10	588.00	69.60	32000	40925	72925.00
9	Ram Dhani Shri Kishan		375 359	4.261	9	350.00	3.60	0.60	1.00	2.10	735.00	69.60	32000	51156	83156.00

10	Gariba Goss Mohammad		491 492	2.435	10	200.00	3.60	0.60	1.00	2.10	420.00	69.60	32000	29232	61232.00
11	Chandraketu		494	3.043	11	250.00	3.60	0.60	1.00	2.10	525.00	69.60	32000	36540	68540.00
12	Maiku Nathu		520	1.339	12	110.00	3.60	0.60	1.00	2.10	231.00	69.60		16078	16078.00
13	Alladin Bhawanideen		421 422 555	4.87	13	400.00	3.60	0.60	1.00	2.10	840.00	69.60	32000	58464	90464.00
14	Buwa Ram Safi Ali		562 563 564	3.652	14	300.00	3.60	0.60	1.00	2.10	630.00	69.60	32000	43848	75848.00
15	Samsuddin Bodhan		579 570	4.87	15	400.00	3.60	0.60	1.00	2.10	840.00	69.60	32000	58464	90464.00
16	Diwali Ram		215 217	1.826	16	150.00	3.60	0.60	1.00	2.10	315.00	69.60		21924	21924.00
17	Ketki Bai		191 176 197	2.435	17	200.00	3.60	0.60	1.00	2.10	420.00	69.60		29232	29232.00
18	Smt. Bargiya Chaduwa		186 206	2.435	18	200.00	3.60	0.60	1.00	2.10	420.00	69.60		29232	29232.00
19	Rajendra Prasad		222 223	2.435	19	200.00	3.60	0.60	1.00	2.10	420.00	69.60		29232	29232.00
20	Umakant Chandrapal		174 175 168	3.043	20	250.00	3.60	0.60	1.00	2.10	525.00	69.60	32000	36540	68540.00
21	Ashadeen		169 172	3.043	21	250.00	3.60	0.60	1.00	2.10	525.00	69.60	32000	36540	68540.00
22	Asha Devi Rama Kant		229 230 241	3.345	22	275.00	3.60	0.60	1.00	2.10	577.00	69.60	32000	40159	72159.00
23	Asha Devi Ganga Prasad		231 240	3.652	23	300.00	3.60	0.60	1.00	2.10	630.00	69.60	32000	43848	75848.00
24	Rajendra Prasad		222 223	3.652	24	300.00	3.60	0.60	1.00	2.10	630.00	69.60	32000	43848	75848.00
25	Chandrapal		247 248	2.435	25	200.00	3.60	0.60	1.00	2.10	420.00	69.60		29232	29232.00
26	Shiv Mohan Shri Pal		254 257 258	3.287	26	270.00	3.60	0.60	1.00	2.10	567.00	69.60		39463	39463.00
27	Chandrapal		275 276	1.826	27	150.00	3.60	0.60	1.00	2.10	315.00	69.60		21024	21024.00
28	Ketki Bai Shri Pal		178 259	2.435	28	200.00	3.60	0.60	1.00	2.10	420.00	69.60		29232	29232.00

29	Chhedilal Mithlesh Kumari		305 306 265	3.287	29	270.00	3.60	0.60	1.00	2.10	565.00	69.60	32000	39463	71463.00
30	Ram Sajivan		261 262	2.435	30	200.00	3.60	0.60	1.00	2.10	420.00	69.60		29232	29232.00
31	Raghunath Barkha		313	2.435	31	200.00	3.60	0.60	1.00	2.10	420.00	69.60		29232	29232.00
32	Ganesh		599 600	2.739	32	225.00	3.60	0.60	1.00	2.10	472.50	69.60	32000	32886	64886.00
33	Masuman Ram Raj		607 608 609	2.435	33	200.00	3.60	0.60	1.00	2.10	420.00	69.60		29232	29232.00
34	Badri Prasad Khali Ahmad		613 614	3.043	34	250.00	3.60	0.60	1.00	2.10	525.00	69.6	32000	36540	68540.00
	Total SB Rampur Tarahna					**7640.00**					**16044.00**		**480000**	**1115728**	**1595728.00**

Village- Takhtupur

S.N.	Name of the beneficiary	Caste SC-ST/Others	Khasara No	Area (ha)	Activity Proposed	Length (M)	Breadth (Cm)	Top width CM	Height Cm	Cross Section (m2)	E.W. (Cum)	Rateper (Cum)	Safe structure no & cost	EWCost (Rs.)	Total Cost (Rs)
1	**2**	**2(a)**	**3**	**4**	**5**	**6**	**7**	**8**	**9**	**10**	**11**	**12**	**13**	**14**	**15**
1	Bhondu	Other	114	0.469	FB 01	100.00	2.25	0.45	0.60	0.81	81.00	69.60	0	5638	5638.00
2	Iddu	Other	122	0.939	2	200.00	2.25	0.45	0.60	0.81	162.00	69.60	0	11275	11275.00
3	Smt. Jagiya	Other	146	0.939	3	200.00	2.25	0.45	0.60	0.81	162.00	69.60	0	11275	11275.00
4	Luvkush	Other	145	0.704	4	150.00	2.25	0.45	0.60	0.81	121.50	69.60	0	8456	8456.00
5	Lala Prasad	Other	144	0.939	5	200.00	2.25	0.45	0.60	0.81	162.00	69.60	0	11275	11275.00
6	Mahaveer	Other	143	0.822	6	175.00	2.25	0.45	0.60	0.81	141.75	69.60	0	9866	9866.00
7	Janki Prasad	Other	141	0.469	7	100.00	2.25	0.45	0.60	0.81	81.00	69.60	0	5638	5638.00
8	Natthulal	Other	142	0.375	8	80.00	2.25	0.45	0.60	0.81	64.80	69.60	0	4510	4510.00
9	Sodiya	Other	321	0.939	9	200.00	2.25	0.45	0.60	0.81	162.00	69.60	0	11275	11275.00
10	Luvlesh Kumar	Other	320	0.821	10	175.00	2.25	0.45	0.60	0.81	141.75	69.60	0	9866	9866.00
Total FB Rampur Tarahna				**7.419**		**1580.00**					**1279.80**			**89074**	**89074.00**

S.N.	Name of the beneficiary	Caste SC-ST/Others	Khasara No	Area (ha)	Activity Proposed	Length (M)	Breadth (Cm)	Top width CM	Height Cm	Cross Section (m2)	E.W. (Cum)	Rateper (Cum)	Safe structure no & cost	EW Cost (Rs.)	Total Cost (Rs)
1	2	2(a)	3	4	5	6	7	8	9	10	11	12	13	14	15
1	Ajay Kumar Vijay Kumar	Other	69 70 71	1.826	SB 1	150.00	3.60	0.60	1.00	2.10	315.00	69.60	0	21924	21924.00
2	Ram Kanahai	Other	75	2.435	SB 2	200.00	3.60	0.60	1.00		420.00	69.60	32000	29232	61232.00
3	satya Narayan Dev Narayan	Other	84 85 86	3.652	SB 3	300.00	3.60	0.60	1.00	2.10	630.00	69.60	32000	43848	75848.00
4	Ram Kesh Devi Dayal	Other	116 134 136	6.087	SB 4	500.00	3.60	0.60	1.00	2.10	1050.00	69.60	32000	73080	105080.00
5	Bholi Chandra Shekhar	Other	123 188	3.043	SB 5	250.00	3.60	0.60	1.00	2.10	525.00	69.60	0	36540	36540.00
6	Rajjan Kaushal Kishore	Other	54 202	1.582	SB 6	130.00	3.60	0.60	1.00	2.10	273.00	69.60	0	19001	19001.00
7	Gayan Singh Satya Narayan	Other	212 214	1.826	SB 7	150.00	3.60	0.60	1.00	2.10	315.00	69.60	0	21924	21924.00
8	Babulal Ram Ashre	Other	311 312 313	3.043	SB 8	250.00	3.60	0.60	1.00	2.10	252.00	69.60	32000	36540	68540.00
9	Devi Sharan Ganga Prasad	Other	258 84 281	2.435	SB 9	200.00	3.60	0.60	1.00	2.10	420.00	69.60	32000	29232	61232.00
10	Matadeen	Other	286	1.217	SB 10	100.00	3.60	0.60	1.00	2.10	210.00	69.60	0	14616	14616.00
11	Ahmad Ali Sharif	Other	221 222 223	2.435	SB 11	200.00	3.60	0.60	1.00	2.10	420.00	69.60	32000	29232	61232.00
12	Rameshwar	Other	288	1.826	SB 12	150.00	3.60	0.60	1.00	2.10	315.00	69.60	0	21924	21924.00
13	Jageshwar Prasad Shiv Nayak	Other	327 325	4.261	SB 13	350.00	3.60	0.60	1.00	2.10	735.00	69.60	32000	51156	83156.00
14	Shiv Kumar	Other	354 356	3.043	SB 14	250.00	3.60	0.60	1.00	2.10	525.00	69.60	32000	36540	68540.00
15	Shiv Narayan Raj Narayan	Other	415 416 417	2.435	SB 15	200.00	3.60	0.60	1.00	2.10	420.00	69.60	0	29232	29232.00

16	Naval Kishore Natthu Prasad	Other	361 362 363 364	3.043	SB 16	250.00	3.60	0.60	1.00	2.10	525.00	69.60	0	36540	36540.00
Total SB Takhtupur				44.189		**3630.00**					**7350.00**		**256000**	**530560**	786561.00

Village-Bhournri

S.N.	Name of the beneficiary	Caste SC-ST/Others	Khasara No	Area (ha)	Activity Proposed	Length (M)	Breadth (Cm)	Top width CM	Height Cm	Cross Section (m2)	E.W. (Cum)	Rateper (Cum)	Safe structure no & cost	EW Cost (Rs.)	Total Cost (Rs)
1	**2**	**2(a)**	**3**	**4**	**5**	**6**	**7**	**8**	**9**	**10**	**11**	**12**	**13**	**14**	**15**
1	Chinta Mani Ram Prakash			1.83	SB 1	150.00	3.60	0.60	1.00	2.10	315.00	69.60	0	21924	21924
2	Ram Shiromani Narendra			1.52	SB 2	125.00	3.60	0.60	1.00	2.10	262.50	69.60	0	18270	18270
3	Jagdish Asha Devi			3.04	SB 3	250.00	3.60	0.60	1.00	2.10	525.00	69.60	32000	36540	68540
4	Vishambhar Dayal			2.44	SB 4	200.00	3.60	0.60	1.00	2.10	420.00	69.60	32000	29232	61232
5	Jagdish			2.44	SB 5	200.00	3.60	0.60	1.00	2.10	420.00	69.60	32000	29232	61232
	Total SB Bhouri			**11.26**		**925.00**					**1942.50**		**96000**	**135198**	**231198**
1	Ram Lal			2.19	SB 1	180.00	3.60	0.60	1.00	2.10	378.00	69.60		26309	
2	Ram Lal Shiv Nath			2.74	SB 2	225.00	3.60	0.60	1.00	2.10	472.00	69.60	32000	32851	64851
3	shiv Nath Ram Nath			1.22	SB 3	100.00	3.60	0.60	1.00	2.10	210.00	69.60	0	14616	14616
	Total SB Buer			**6.15**		**505.00**					**1060.00**		**32000**	**73810**	**79467**

Village – Basavanpur

S.N.	Name of the beneficiary	Caste SC-ST/Others	Khasara No	Area (ha)	Activity Proposed	Length (M)	Breadth (Cm)	Top width CM	Height Cm	Cross Section (m2)	E.W. (Cum)	Rateper (Cum)	Safe structure no & cost	EW Cost (Rs.)	Total Cost (Rs)
1	**2**	**2(a)**	**3**	**4**	**5**	**6**	**7**	**8**	**9**	**10**	**11**	**12**	**13**	**14**	**15**
1	Krishan Datt Shiv Sankar			0.704	FB 1	150.00	2.25	0.45	0.60	0.81	121.50	69.60	0	8456	8456.00
2	Sankarlal			0.704	FB 2	150.00	2.25	0.45	0.60	0.81	121.50	69.60	0	8456	8456.00
3	Ranno, Shanno			0.939	FB 3	200.00	2.25	0.45	0.60	0.81	162.00	69.60	0	11275	11275.00

4	Arun Kumar			0.469	FB 4	100.00	2.25	0.45	0.60	0.81	81.00	69.60	0	5638	5638.00
5	Arun Kumar			0.587	FB 5	125.00	2.25	0.45	0.60	0.81	101.25	69.60	0	7047	7047.00
6	Ghanshu			0.469	FB 6	100.00	2.25	0.45	0.60	0.81	81.00	69.60	0	5638	5638.00
7	Shiv Mangal			0.587	FB 7	125.00	2.25	0.45	0.60	0.81	101.25	69.60	0	7047	7047.00
8	Ghanshu			0.939	FB 8	200.00	2.25	0.45	0.60	0.81	162.00	69.60	0	11275	11275.00
	Total FB Basavanpur			**5.400**		**1150.00**					**931.50**		**0**	**64832**	**64832.00**
1	Mohanlal			2.435	SB 1	200.00	3.60	0.60	1.00	2.10	420.00	69.60	0	29232	29232.00
2	Mohanlal			2.435	SB 2	200.00	3.60	0.60	1.00	2.10	420.00	69.60	32000	29232	61232.00
3	Chhedilal			1.826	SB 3	150.00	3.60	0.60	1.00	2.10	315.00	69.60	0	21924	21924.00
4	Deen Dayal dinesh			2.130	SB 4	175.00	3.60	0.60	1.00	2.10	367.00	69.60	0	25578	25578.00
5	Natthu			3.043	SB 5	250.00	3.60	0.60	1.00	2.10	525.00	69.60	32000	63540	95540.00
6	Devi Prasad Ganga Prasad			2.435	SB 6	200.00	3.60	0.60	1.00	2.10	420.00	69.60	0	29232	29232.00
7	Abhparaj Vijparaj			2.736	SB 7	225.00	3.60	0.60	1.00	2.10	472.50	69.60	32000	32851	64851.00
8	Ranno, Shanno			1.826	SB 8	150.00	3.60	0.60	1.00	2.10	315.00	69.60	0	21924	21924.00
9	Shiv Pratap Ram Asre			2.435	SB 9	200.00	3.60	0.60	1.00	2.10	420.00	69.60	0	29232	29232.00
10	Rameshwar Prasad Ram Asre			2.678	SB 10	220.00	3.60	0.60	1.00	2.10	462.00	69.60	32000	32155	64155.00
11	Rameshwar Prasad			2.435	SB 11	200.00	3.60	0.60	1.00	2.10	420.00	69.60	0	29232	29232.00
12	Rameshwar Prasad			1.826	SB 12	150.00	3.60	0.60	1.00	2.10	315.00	69.60	0	21924	21924.00
13	Rameshwar			1.521	SB 13	125.00	3.60	0.60	1.00	2.10	262.50	69.60	0	18270	18270.00
	Total SB Basavanpur			**29.768**		**2445.00**					**5134.50**		**128000**	**357361**	512326.00

Village – Char

S.N.	Name of the beneficiary	Caste SC-ST/Others	Khasara No	Area (ha)	Activity Proposed	Length (M)	Breadth (Cm)	Top width CM	Height Cm	Cross Section (m2)	E.W. (Cum)	Rateper (Cum)	Safe structure no & cost	EW Cost (Rs.)	Total Cost (Rs)
1	2	2(a)	3	4	5	6	7	8	9	10	11	12	13	14	15
1	Subhash Chandra			0.845	FB 1	180.00	2.52	0.45	0.60	0.81	145.80	69.60	0	10148	10148.00
2	Subhash Chandra			0.845	FB 2	180.00	2.52	0.45	0.60	0.81	145.80	69.60	0	10148	10148.00
3	Satya Dev			0.845	FB 3	180.00	2.52	0.45	0.60	0.81	145.80	69.60	0	10148	10148.00
4	Satish Chandra			0.587	FB 4	12.00	2.52	0.45	0.60	0.81	101.25	69.60	0	7047	7047.00
5	Subhash Chandra			0.704	FB 5	150.00	2.52	0.45	0.60	0.81	121.50	69.60	0	8456	8456.00
6	Subhash Chandra			0.704	FB 6	150.00	2.52	0.45	0.60	0.81	121.50	69.60	0	8456	8456.00
7	Subhash Chandra			0.563	FB 7	120.00	2.52	0.45	0.60	0.81	97.20	69.60	0	6765	6765.00
8	Narvada Prasad			0.281	FB 8	60.00	2.52	0.45	0.60	0.81	48.60	69.60	0	3383	3383.00
9	Shyam Sundar			0.470	FB 9	100.00	2.52	0.45	0.60	0.81	81.00	69.60	0	5638	5638.00
10	Kamalkant			0.470	FB 10	100.00	2.52	0.45	0.60	0.81	81.00	69.60	0	5638	5638.00
11	Bodhan			0.470	FB 11	100.00	2.52	0.45	0.60	0.81	81.00	69.60	0	5638	5638.00
12	Satyadev, Chandra Shekhar			0.740	FB 12	100.00	2.52	0.45	0.60	0.81	81.00	69.60	0	5638	5638.00
13	Satyadev, Chandra Shekhar			0.375	FB 13	80.00	2.52	0.45	0.60	0.81	6.80	69.60	0	4510	4510.00
14	Sadhu Sharan			0.375	FB 14	80.00	2.52	0.45	0.60	0.81	64.80	69.60	0	4510	4510.00
15	Devi Prasad, Amratlal			0.704	FB 15	150.00	2.52	0.45	0.60	0.81	121.50	69.60	0	8456	8456.00
16	Ram Prakash			0.704	FB 16	150.00	2.52	0.45	0.60	0.81	121.50	69.60	0	8456	8456.00
17	Kamalkant			0.563	FB 17	120.00	2.52	0.45	0.60	0.81	97.20	69.60	0	6765	6765.00
18	Kamalkant			0.540	FB 18	115.00	2.52	0.45	0.60	0.81	93.15	69.60	0	6483	6483.00
19	Sadhu Ramkishor			0.704	FB 19	150.00	2.52	0.45	0.60	0.81	121.50	69.60	0	8456	8456.00
20	Mahaveer			0.470	FB 20	100.00	2.52	0.45	0.60	0.81	81.00	69.60	0	5638	5638.00
21	Mahaveer			0.570	FB 21	100.00	2.52	0.45	0.60	0.81	81.00	69.60	0	5638	5638.00
22	Heera Mani			0.587	FB 22	125.00	2.52	0.45	0.60	0.81	101.25	69.60	0	7047	7047.00
23	Ram Pratap			0.587	FB 23	125.00	2.52	0.45	0.60	0.81	101.25	69.60	0	7047	7047.00
24	Ram Pratap			0.704	FB 24	150.00	2.52	0.45	0.60	0.81	121.50	69.60	0	8456	8456.00

25	Dev Nath			0.700	FB 25	150.00	2.52	0.45	0.60	0.81	121.50	69.60	0	8456	8456.00
26	Dev Nath			0.610	FB 26	130.00	2.52	0.45	0.60	0.81	105.30	69.60	0	7329	7329.00
27	Ram Vesh			0.516	FB 27	110.00	2.52	0.45	0.60	0.81	89.10	69.60	0	6201	6201.00
28	Subhash Chandra			0.704	FB 28	150.00	2.52	0.45	0.60	0.81	121.50	69.60	0	8456	8456.00
29	Smt.Chunni Devi, Awadhesh			0.570	FB 29	100.00	2.52	0.45	0.60	0.81	81.00	69.60	0	5638	5638.00
30	Narvada Prasad			0.587	FB 30	125.00	2.52	0.45	0.60	0.81	101.25	69.60	0	7047	7047.00
31	Raghav Prasad			0.570	FB 31	100.00	2.52	0.45	0.60	0.81	81.00	69.60	0	5638	5638.00
32	Narvada Prasad			0.704	FB 32	150.00	2.52	0.45	0.60	0.81	121.50	69.60	0	7047	7047.00
	Total FB Pahkanjari			**19.368**		**3892.00**					**3186.05**		**0.00**	**224377.00**	**224377.00**
1	Moh. Saiyad			3.043	SB 1	250.00	3.60	0.06	1.00	2.10	525	69.60	32000	36540	68540
2	Subhash Chandra			1.826	SB 2	150.00	3.60	0.06	1.00	2.10	315	69.60	0	21924	21924
3	Subhash Chandra			1.518	SB 3	125.00	3.60	0.06	1.00	2.10	262	69.60	0	18235	18235
4	Jageshwar			1.518	SB 4	120.00	3.60	0.06	1.00	2.10	462	69.60	0	18235	18235
5	Jageshwar			1.217	SB 5	100.00	3.60	0.06	1.00	2.10	210	69.60	0	14616	14616
6	Ram Prakash, Subhash Chandra			2.435	SB 6	200.00	3.60	0.06	1.00	2.10	420	69.60	32000	29232	61232
7	Ram Pratap			3.043	SB 7	250.00	3.60	0.06	1.00	2.10	525	69.60	32000	36540	68540
8	Asha Devi Narvada Prasad, Subhash Chandra			3.652	SB 8	300.00	3.60	0.06	1.00	2.10	630	69.60	32000	43848	75848
9	Subhash Chandra			2.130	SB 9	175.00	3.60	0.06	1.00	2.10	367.5	69.60	0	25578	25578
10	Subhash Chandra			3.652	SB 10	300.00	3.60	0.06	1.00	2.10	630	69.60	32000	34848	66848
11	Subhash Chandra			2.435	SB 11	200.00	3.60	0.06	1.00	2.10	420	69.60	32000	29232	61232
12	Santosh Kumar, Nathhu Prasad			2.130	SB 12	175.00	3.60	0.06	1.00	2.10	367.5	69.60	0	25578	25578
13	Vachaspati			2.435	SB 13	200.00	3.60	0.06	1.00	2.10	420	69.60	32000	29232	61232
14	Subhash Chandra			2.435	SB 14	200.00	3.60	0.06	1.00	2.10	20	69.60	32000	29232	61232
15	Subhash Chandra			1.826	SB 15	150.00	3.60	0.06	1.00	2.10	315	69.60	0	21924	21924
16	Munnu, Indrajeet			2.435	SB 16	200.00	3.60	0.06	1.00	2.10	420	69.60	0	29232	29232
17	Subhash Chandra			2.435	SB 17	200.00	3.60	0.06	1.00	2.10	420	69.60	32000	29232	61232
18	Subhash Chandra			3.652	SB 18	300.00	3.60	0.06	1.00	2.10	630	69.60	0	43848	43848
19	Girjadal, Dev Nath			1.582	SB 19	130.00	3.60	0.06	1.00	2.10	273	69.60	0	19001	19001
20	Satish Chandra, Munnu			2.678	SB 20	220.00	3.60	0.06	1.00	2.10	462	69.60	32000	32155	64155

21	Satya Dev			1.826	SB 21	150.00	3.60	0.06	1.00	2.10	315	69.60	0	21924	21924
22	Dev Nath			2.435	SB 22	200.00	3.60	0.06	1.00	2.10	420	69.60	32000	29232	61232
23	Satyadev, Chandra Shekhar			2.191	SB 23	180.00	3.60	0.06	1.00	2.10	378	69.60	0	26309	26309
24	Kamalkant, satyadev			2.191	SB 24	180.00	3.60	0.06	1.00	2.10	378	69.60	0	26309	26309
	Total SB Pahkanjari			**56.720**		**4655.00**					**9585**		**320000**	**694990**	**1024036**
1	Subhash Chandra			2.996	PB 1	150.00	4.60	0.70	1.30	3.45	516.75	69.60	0	35967	35967.00
2	Ramjeet, Ram Pratap			3.595	PB 2	180.00	4.60	0.70	1.30	3.45	620.1	69.60	0	43159	43159.00
	Total PB Pahkanjari			6.591		**330.00**					**1136.85**		**0**	**79126**	**79126.00**

ANNEXURE-II

Annual Action Plan (AAP)

Physical & Financial Target for Watershed Works			Year									
Activity			**2010-11**		**2011-12**		**2012-13**		**2013-14**		**Total**	
			Physical	**Financial**	**Physical**	**Financial**	**Physical**	**Financial**	**Physical**	**Financial**	**Physical**	**Financial**
Land Development	Agroforestry	ha	25	5.47	91	20.04	50	10.93	0.00	0.00	166.00	36.44
	Horticulture	ha		0.00		0.00		0.00		0.00		0.00
Soil Moisture	Field Bund	cum	20575.8	14.32	41151.60	28.64	20575.80	14.32	20575.80	14.32	102879	71.604
Conservation	Contour Bund	cum	9493.8	6.59	18987.60	13.19	9493.80	6.59	9493.80	6.59	47469.0	32.969
SMC	SB/PB/MB	cum	147097	100.90	294193.2	151.34	147096.6	151.34	147096.60	100.90	735483	504.480
Vegetative and	Earthen Checks	cum	3439.6	1.83	6879.20	2.74	3439.60	2.74	3439.60	1.83	17198.0	9.125
Engineering Measures	Gully Plugs	cum	7912.4	25.77	15824.80	51.54	7912.40	25.77	7912.40	25.77	39562.0	128.850
	Gabion Structures	No	0	0.00	0.00	0.00	0.00	0.00	0.00	0.00	0.00	0.000
	Field Drainage Structures	No	86	28.70	171	43.05	86	43.05	86	28.70	428	143.506
	Drop Spill Way / Checkdam	No	19	104.37	38	104.37	19	41.75	19	0.00	95	250.483
	Well Recharge Unit	No	19	1.86	37.20	3.72	19	1.86	19	1.86	93	9.300
	Pond	No	0	0.00	0.00	0.00	3.00	5.60	0.00	0	3	5.597
	Total		**188666**	**290**	**377374**	**419**	**188694**	**304**	**188641**	**180**	**943376**	**1192.35**

LIVELIHOOD ACTION PLAN

Annual Action Plan for Livelihood (Physical & Financial)

S. No	Physical & Financial Outlay/ Target	unit	First Year 2010-11		Second Year 2011-12		Third Year 2012-13		Fourth Year 2013-14		Total Project	
			Physical	Financial	Physical	Financial	Physical	Financial	Physical	Financial	Physical	Financial
	(1) Activity Goatary											
	(a) No. of SHG's	No.	18	4.500	40	10.00	40	10.00	0	0	98	24.500
	(b) No. of members	No.	180		400		400		0	0	980	
	(c) Estimated income per year	Rs.	21.6		48.0		48.0		0		117.6	
	(2) Activity- Back Yard Poultry											
	(a) No. of SHG's	No.	9	0.4223	75	3.3784	75	3.3784	29	1.2669	189	8.446
	(b) No. of members	No.	90		750		750		290		1890	
	(c) Estimated income per year	Rs.	5.330		42.643		42.643		16.472		107.088	
	(3) Activity- Poultry , Broiler											
	(a) No. of SHG's	No.	4	1.1228	37	8.9824	37	8.9824	15	3.3684	94	22.456
	(b) No. of members	No.	50		370		370		390		1180	
	(c) Estimated income per year	Rs.	3.760		35.181		35.181		14.100		88.222	
	(4) Black Smithy											
	(a) No. of SHG's	No.	1	0.0625	4	0.5	4	0.5	1	0.1875	10	1.250
	(b) No. of members	No.	10	0	40	0	40	0	10	0	100	
	(c) Estimated income per year	Rs.	0.49	0	3.92	0	3.92	0	0.98	0	9.31	
	(5) Rope making											
	(a) No. of SHG's	No.	1	0.0525	4	0.42	4	0.42	1	0.1575	10	1.050
	(b) No. of members	No.	10	0	40	0	40	0	10	0	100	0
	(c) Estimated income per year	Rs.	0.49	0	3.92	0	3.92	0	0.98	0	9.31	
	(6) Tailoring											
	(a) No. of SHG's	No.	1	0.125	4	1	4	1	1	0.3750	10	2.500

	(b) No. of members	No.	10	0	40	0	40	0	10	0	100	
	(c) Estimated income per year	Rs.	0.49	0	3.92	0	3.92	0	0.98	0	9.31	
	(7) Implements repair											
	(a) No. of SHG's	No.	1	0.075	4	0.6	4	0.6	1	0.2250	10	1.500
	(b) No. of members	No.	10	0	40	0	40	0	10	0	100	
	(c) Estimated income per year	Rs.	0.49	0	3.92	0	3.92	0	0.98	0	9.31	
	(8) Vermi Composting											
	(a) No. of SHG's	No.	2	0.5247	17	4.1976	17	4.1976	1	1.5741	37	10.494
	(b) No. of members	No.	20		170		170		10		370	
	(c) Estimated income per year	Rs.	2.057	0.000	16.455	0.000	16.455	0.000	0.980	0.000	35.946	
	(9) Food processing											
	(a) No. of SHG's	No.	1	0.125	4	1	4	1	1	0.3750	10	2.500
	(b) No. of members	No.	10	0	40	0	40	0	10	0	100	
	(c) Estimated income per year	Rs.	0.49	0	3.92	0	3.92	0	0.98	0	9.31	
	(10) Mini Dal Mill											
	(a) No. of SHG's	No.	1	0.125	4	1	4	1	1	0.3750	10	2.500
	(b) No. of members	No.	10	0	40	0	40	0	10	0	100	
	(c) Estimated income per year	Rs.	0.49	0	3.92	0	3.92	0	0.98	0	9.31	
	(11) Mini Flour Mill											
	(a) No. of SHG's	No.	1	0.125	4	1	4	1	1	0.3750	10	2.500
	(b) No. of members	No.	10	0	40	0	40	0	10	0	100	
	(c) Estimated income per year	Rs.	0.49	0	3.92	0	3.92	0	0.98	0	9.31	
	(12) Mini Oil Expeller											
	(a) No. of SHG's	No.	1	0.125	4	1	4	1	1	0.3750	10	2.500
	(b) No. of members	No.	10	0	40	0	40	0	10	0	100	
	(c) Estimated income per year	Rs.	0.49	0	3.92	0	3.92	0	0.98	0	9.31	
	(13) Carpentry											
	(a) No. of SHG's	No.	1	0.125	4	1	4	1	1	0.3750	10	2.500
	(b) No. of members	No.	10	0	40	0	40	0	10	0	100	
	(c) Estimated income per year	Rs.	0.49	0	3.92	0	3.92	0	0.98	0	9.31	
	Total											**84.696**

1. **Livelihood Option for Village Groups / Community**

Input supplied to Interested Groups/ SHGs

Sr. No.	Name of Activity *	Name of input	Quantity/	Rate	No of IG / SHGs	Total Amount (Rs)
1	Organic complex	Red worms *(Eisinia fetida)* *NADEP*	2 q 10 Nos	25000 5000	4 (40 FF)	100000.00
2	Goat kids	Kids	40 Nos	1200	2 (20 FF)	48000.00
		Adult	02	2500		5000.00
3	Goat rearing	Female	10 Nos	3000	1 (10 FF)	30000.00
		Adult	01	3000		3000.00
4	Motor / Diesel repairing	Tool Kit	All tools	25000	1	25000.00
5	Masala Grinding	Pulvelizer	02	37000	2 (20 FF)	74000.00
6	Oil Expeller	Oil Expeller	01	84000	1 (10 FF)	84000.00
7	Poultry (Broiler)	Chicks	1000	25 per chicks	1 (10 FF)	25000.00
8	Wooden furniture	Instruments	01	61000	1 (10 FF)	61000.00
9	Mini Dal Mill	Machine	01	42000	1 (10 FF)	42000.00
10	Dairy	Buffaloes / Cows	10	25000	1 (10 FF)	250000.00
11	Back yard Poultry	Chicks	2000	18	2 (20 FF)	36000.00
12	Linseed rope making	Rope making machine	01	35000	1 (10 FF)	35000.00
13	Organic production	Registration	100 ha	6000	5	120000.00
14	Tailoring	Sieving Machine	5 in 01 SHG	25000	2	25000.00

Note: Maximum Seed Money will be Rs 25000/- for one SHG / Individual. Repayment limit up to 18 months.

ANNEXURE-III

Annual Action Plan for Agriculture Production System & Micro Enterprises (Physical & Financial)

Physical & Financial Outlay/ Target	Financial	2010-11		2011-12		2012-13		2013-14		Total	
		Physical	Financial	Physical	Financial	Physical	Financial	Physical	Financial	Physical	Financial
(1) Agriculture											
(a) Crop demonstration											
(1) No. of dem.	No.	220	3.369	440	6.739	440	6.739	-	-	1101	16.847
(2) Area	Ha.	46		208		208		-	-		
(b) Seed Production								-	-		
(1) No. of dem.	No.	94	2.024	189	4.047	189	4.047	-	-	472	10.118
(2) Area	Ha.	18.4		82.8		82.8		-	-	184	
(2) Agro-forestry / Agri-Horticulture								-	-		
(a) Area	Ha.	11	2.376	21	4.752	21	4.752	-	-	53	11.880
(b) No. of Plants	No.							-	-		
(3) Afforestation		2500	3.434	5000	6.868	5000	6.868	-	-	12500	17.170
(a) Scattered Plantation	No	1110	0.624	2220	1.248	2220	1.248	-	-	5550	3.120
(c) Block Plantation								-	-		
(i) Area	ha	9	0.854	18	1.708	18	1.708	-	-	45	4.524
(4) Animal husbandry								-	-		
(a) Green fodder	Ha./no. farmer		0.329	16/32	1.316	16/32	1.316		0.329	40/80	3.29
(b) Rearing of milch cattle											
(i) Cow	No. of unit/ farmer no.	250	0.064	650	0.096	650	0.096	250	0.064	1800	0.320
(ii) Buffalows	No. of unit/ farmer no.	350	0.480	700	0.720	700	0.720	350	0.480	2100	2.400

(c) Goatary	,,	250	0.040	550	0.060	550	0.060	250	0.040	1600	0.200
(d) Poultry	,,	4	0.864	15	1.296	15	1.296	4	0.864	38/38	4.320
(e) Fisheries		0	0.288	3	0.432	6	0.432	6	0.288	15/30	1.440
(f) Dairy		10	0.336	38	0.504	38	0.504	10	0.336	95	1.680
(g) Health camps	No.	1256	0.148	3769	0.222	3769	0.222	3769	0.148	12562	0.740
(h) Artificial insemination	No. of animals	377	0.320	880	0.480	880	0.480	377	0.320	2513	1.600
(i) Natural service bull	No.	-	0.480	8	0.720	880	0.720	-	0.480	8	2.400
(5) Micro Interprises									0.000		0.000
(a) No. of units	No.	0	0	2	4	0	0	0	0.000	2	4.000
(b) No. of beneficiaries	No.	-	-	25	-	-	-	-	-		
(c) Income per year	Rs.	-	-	2.5	-	-	-	-	-		

Estimates of different Participatory crop trials

Pulses	**Rabi**	**ICM**	**Lentil**	
Area of Demonstration - 0.50 ha				
Detail of Demonstration	**Intervention / Technology Adopted**	**Organisations for obtaining Seed**		
1. Name of Varieties	Narendra Masoor-1, DPL-15, L-4076, Pusa Vaibhav	C. S. A. Unversity of Ag. & Technology, Kanpur, Indian Institute of Pulse Research, Kalyanpur Kanpur. IARI, Pusa New Delhi		
	Late- IPL-81, K-75			
2. Sowing Time	IInd week of October			
		Rate(Rs/kg/ Pkt)	**Cost per ha (Rs)**	**Demonstration Cost (Rs)**
3. Required Seed	50 kg / ha (F1,F2, Certified)	80	4000	2000.00
7. Use Weedicide	Pendimethalin 3.3 li/ha	465	1535	767.25
	(Pre emergence)			
11. Bio Fertilizers/Bio-agents				
i) Azatobactor + PSB	-			
ii) Rhizobium + PSB	5 Pkt + 5 Pkt = 10 Pkt @ Rs	7.5	75	37.50

iii) Trichoderma	1.50 kg /ha (Soil treatment)	136	204	102.00
12. Recommended dose of fertilizers				
25:60:30 NPK				
i) DAP*	130 kg	15	1950	975.00
ii) SSP*	375 kg	8	3000	1500.00
iii) Urea	In case of SSP 54 kg Urea applied	6	324	162.00
iv) MOP	50 kg	7	350	175.00
* Either one	40 kg /ha Sulphur added if SSP used			
13. IPM				
Spray of Neem Seed Kernal	10	30	300	150.00
Mataka Khad	15 lit/kg Gobar+Neemleaf+water+Desi cow urine+2 kg Molasis mix & Deco	2	124	62.00
Insecticides/Fungicides	If required One Dusting of Methyle Paratheon powder			
	25 kg / ha	25	625	312.50
	Total (Less SSP)			**4743.25**
Integrated Crop Management	**Chickpea**			
Area of Demonstration - 0.50 ha				
Detail of Demonstration	**Intervention / Technology Adopted**	**Organisations for obtaining Seed**		
1. Name of Varieties	KGD-1168, KWR-108, Pusa-256, Pusa-367	C. S. A. Unversity of Ag. & Technology, Kanpur, Indian Institute of Pulse Research, Kalyanpur Kanpur. IARI, Pusa New Delhi		
	Late- Udai			
2. Sowing Time	1st week of October			
		Rate(Rs/kg/ Pkt)	**Cost per ha (Rs)**	**Demonstration Cost (Rs)**
3. Required Seed	80 kg / ha (F1,F2, Certified)	65	5200	2600.00
7. Use Weedicide	Pendimethalin 3.3 li/ha	465	1535	767.25
	(Pre emergence)			
11. Bio Fertilizers/Bio-agents				

i) Azatobactor + PSB	-			
ii) Rhizobium + PSB	5 Pkt + 5 Pkt = 10 Pkt @ Rs	7.5	75	37.50
iii) Trichoderma	1.50 kg /ha (Soil treatment)	136	204	102.00
12. Recommended dose of fertilizers				
25:60:30 NPK				
i) DAP*	130 kg	15	1950	975.00
ii) SSP*	375 kg	8	3000	1500.00
iii) Urea	In case of SSP 54 kg Urea applied	6	324	162.00
iv) MOP	50 kg	7	350	175.00
* Either one	40 kg /ha Sulphur added if SSP used			
13. IPM				
Spray of Neem Seed Kernal	10	30	300	150.00
Mataka Khad	15 lit/kg Gobar+Neemleaf+water+Desi cow urine+2 kg Molasis mix & Deco	2	124	62.00
NPV	250 LE /ha at the time pod formation	200	200	100.00
Insecticides/Fungicides	If required One Dusting of Methyle Paratheon powder			
	25 kg / ha	25	625	312.50
	Total (Less SSP)			**5443.25**
Integrated Crop Management	**Field Pea**			
Area of Demonstration - 0.50 ha				
Detail of Demonstration	**Intervention / Technology Adopted**	**Organisations for obtaining Seed**		
1. Name of Varieties	KMPR-400, KPMR-522, Rachna, Shikha	C. S. A. Unversity of Ag. & Technology, Kanpur, Indian Institute of Pulse Research, Kalyanpur Kanpur. IARI, Pusa New Delhi		
2. Sowing Time	IInd week of October			
		Rate(Rs/kg/ Pkt)	**Cost per ha (Rs)**	**Demonstration Cost (Rs)**
3. Required Seed	100 kg / ha (F1,F2, Certified)	60	6000	3000.00

7. Use Weedicide	Pendimethalin 3.3 li/ha (Pre emergence)	465	1535	767.25
11. Bio Fertilizers/Bio-agents				
i) Azatobactor + PSB	-			
ii) Rhizobium + PSB	5 Pkt + 5 Pkt = 10 Pkt @ Rs	7.5	75	37.50
iii) Trichoderma	1.50 kg /ha (Soil treatment)	136	204	102.00
12. Recommended dose of fertilizers				
25:60:30 NPK				
i) DAP*	130 kg	15	1950	975.00
ii) SSP*	375 kg	8	3000	1500.00
iii) Urea	In case of SSP 54 kg Urea applied	6	324	162.00
iv) MOP	50 kg	7	350	175.00
* Either one	40 kg /ha Sulphur added if SSP used			
13. IPM				
Spray of Neem Seed Kernal	10	30	300	150.00
Mataka Khad	15 lit/kg Gobar+Neemleaf+water+Desi cow urine+2 kg Molasis mix & Deco	2	124	62.00
Insecticides/Fungicides	If required One Dusting of Methyle Paratheon powder			
	25 kg / ha	25	625	312.50
	Total (Less SSP)			**5743.25**
Integrated Crop Management	**Urd**			
Area of Demonstration - 0.50 ha				
Detail of Demonstration	**Intervention / Technology Adopted**	**Organisations for obtaining Seed**		
1. Name of Varieties	Shekhar-2, Azad-1, PU-35, Narendra Urd-1	C. S. A. Unversity of Ag. & Technology, Kanpur, Indian Institute of Pulse Research, Kalyanpur Kanpur. IARI, Pusa New Delhi		
2. Sowing Time	Last week of July			

		Rate(Rs/kg/ Pkt)	Cost per ha (Rs)	Demonstration Cost (Rs)
3. Required Seed	16 kg / ha (F1,F2, Certified)	100	1600	800.00
7. Use Weedicide	Pendimethalin 3.3 li/ha (Pre emergence)	465	1535	767.25
11. Bio Fertilizers/Bio-agents				
i) Azatobactor + PSB	-			
ii) Rhizobium + PSB	5 Pkt + 5 Pkt = 10 Pkt @ Rs	7.5	75	37.50
iii) Trichoderma	1.50 kg /ha (Soil treatment)	136	204	102.00
12. Recommended dose of fertilizers				
25:60:30 NPK				
i) DAP*	130 kg	15	1950	975.00
ii) SSP*	375 kg	8	3000	1500.00
iii) Urea	In case of SSP 54 kg Urea applied	6	324	162.00
iv) MOP	50 kg	7	350	175.00
* Either one	40 kg /ha Sulphur added if SSP used			
13. IPM				
Spray of Neem Seed Kernal	10	30	300	150.00
Mataka Khad	15 lit/kg Gobar+Neemleaf+water+Desi cow urine+2 kg Molasis mix & Deco	2	124	62.00
Insecticides/Fungicides	If required One Dusting of Methyle Paratheon powder			
	25 kg / ha	25	625	312.50
	Total (Less SSP)			**3543.25**
Integrated Crop Management	**Moong**			
Area of Demonstration - 0.50 ha				
Detail of Demonstration	**Intervention / Technology Adopted**	**Organisations for obtaining Seed**		

1. Name of Varieties	T.M-9937, Meha, Pant Moong-1,2 Late- Type-44, Samrat	C. S. A. Unversity of Ag. & Technology, Kanpur, Indian Institute of Pulse Research, Kalyanpur Kanpur. IARI, Pusa New Delhi		
2. Sowing Time	Last week of June			
		Rate(Rs/kg/ Pkt)	**Cost per ha (Rs)**	**Demonstration Cost (Rs)**
3. Required Seed	16 kg / ha (F1,F2, Certified)	100	1600	800.00
7. Use Weedicide	Pendimethalin 3.3 li/ha (Pre emergence)	465	1535	767.25
11. Bio Fertilizers/Bio-agents				
i) Azatobactor + PSB	-			
ii) Rhizobium + PSB	5 Pkt + 5 Pkt = 10 Pkt @ Rs	7.5	75	37.50
iii) Trichoderma	1.50 kg /ha (Soil treatment)	136	204	102.00
12. Recommended dose of fertilizers				
25:60:30 NPK				
i) DAP*	130 kg	15	1950	975.00
ii) SSP*	375 kg	8	3000	1500.00
iii) Urea	In case of SSP 54 kg Urea applied	6	324	162.00
iv) MOP	50 kg	7	350	175.00
* Either one	40 kg /ha Sulphur added if SSP used			
13. IPM				
Spray of Neem Seed Kernal	10	30	300	150.00
Mataka Khad	15 lit/kg Gobar+Neemleaf+water+Desi cow urine+2 kg Molasis mix & Deco	2	124	62.00
NPV	250 LE /ha at the time pod formation	200	200	100.00
Insecticides/Fungicides	If required One Dusting of Methyle Paratheon powder			
	25 kg / ha	25	625	312.50
	Total (Less SSP)			**3643.25**

Integrated Crop Management	**Arhar**			
Area of Demonstration - 0.50 ha				
Detail of Demonstration	**Intervention / Technology Adopted**	**Organisations for obtaining Seed**		
1. Name of Varieties	Paras, UPAS-120, Type-21, Pusa-992 (Wilt rest.) Late- Bahar, Narendra Arhar-1, Azad	C. S. A. Unversity of Ag. & Technology, Kanpur, Indian Institute of Pulse Research, Kalyanpur Kanpur. IARI, Pusa New Delhi		
2. Sowing Time	Late- Month July Early Last Week of June	**Rate(Rs/kg/ Pkt)**	**Cost per ha (Rs)**	**Demonstration Cost (Rs)**
3. Required Seed	20 kg / ha (F1,F2, Certified)	120	2400	1200.00
7. Use Weedicide	-	-	-	-
11. Bio Fertilizers/Bio-agents				
i) Azatobactor + PSB	-			
ii) Rhizobium + PSB	5 Pkt + 5 Pkt = 10 Pkt @ Rs	7.5	75	37.50
iii) Trichoderma	1.50 kg /ha (Soil treatment)	136	204	102.00
12. Recommended dose of fertilizers				
15:45:20 NPK				
i) DAP*	100 kg	15	1500	750.00
ii) SSP*	250 kg	8	2000	1000.00
iii) Urea	In case of SSP 54 kg Urea applied	6	324	162.00
iv) MOP	50 kg	7	350	175.00
* Either one	30 kg /ha Sulphur added if SSP used			
13. IPM				
Spray of Neem Seed Kernal	10	30	300	150.00
Mataka Khad	15 lit/kg Gobar+Neemleaf+water+Desi cow urine+2 kg Molasis mix & Deco	2	124	62.00
Insecticides/Fungicides	If required One Dusting of Methyle Paratheon powder			
	25 kg / ha	25	625	312.50

	Total			**2951.00**
Integrated Crop Management	**Linseed**			
Area of Demonstration - 0.50 ha				
Detail of Demonstration	**Intervention / Technology Adopted**	**Organisations for obtaining Seed**		
1. Name of Varieties	Sweta, Subhra, Garima, Shekhar, Parwati	C. S. A. Unversity of Ag. & Technology, Kanpur, Indian Institute of Pulse Research, Kalyanpur Kanpur. IARI, Pusa New Delhi		
	Late- Laxmi-27, Padmini			
2. Sowing Time	Mid October	**Rate(Rs/kg/ Pkt)**	**Cost per ha (Rs)**	**Demonstration Cost (Rs)**
3. Required Seed	30 kg / ha (F1,F2, Certified)	75	2250	1125.00
7. Use Weedicide	-	-	-	-
11. Bio Fertilizers/Bio-agents				
i) Azatobactor + PSB	5 Pkt + 5 Pkt = 10 Pkt @ Rs	7.5	75	37.50
ii) Rhizobium + PSB	-	-	-	-
iii) Trichoderma	-	-	-	-
12. Recommended dose of fertilizers				
50:40:40 NPK				
i) DAP*	125 kg	15	1875	937.50
ii) SSP*	275 kg	8	2200	1100.00
iii) Urea	50 kg	6	300	150.00
iv) MOP	50 kg	7	350	175.00
* Either one	30 kg /ha Sulphur added if SSP used			
13. IPM				
Spray of Neem Seed Kernal	10	30	300	150.00
Mataka Khad	15 lit/kg Gobar+Neemleaf+water+Desi cow urine+2 kg Molasis mix & Deco	2	124	62.00

Insecticides/Fungicides	If required One Dusting of Methyle Paratheon powder			
	25 kg / ha	25	625	312.50
	Total (Less SSP)			**2949.50**
Integrated Crop Management	**Mustard**			
Area of Demonstration - 0.50 ha				
Detail of Demonstration	**Intervention / Technology Adopted**	**Organisations for obtaining Seed**		
1. Name of Varieties	Varuna, Kranti, Rohini, Vaibhav, Pusa Bold	C. S. A. Unversity of Ag. & Technology, Kanpur, Indian Institute of Pulse Research, Kalyanpur Kanpur. IARI, Pusa New Delhi		
	Late-Ashirvad, Vardan			
2. Sowing Time	October first week	**Rate(Rs/kg/ Pkt)**	**Cost per ha (Rs)**	**Demonstration Cost (Rs)**
3. Required Seed	6 kg / ha (F1,F2, Certified)	150	900	450.00
7. Use Weedicide	-	-	-	-
11. Bio Fertilizers/Bio-agents				
i) Azatobactor + PSB	5 Pkt + 5 Pkt = 10 Pkt @ Rs	7.5	75	37.50
ii) Rhizobium + PSB	-	-	-	-
iii) Trichoderma	-	-	-	-
12. Recommended dose of fertilizers				
60:50:30 NPK				
i) DAP*	180 kg	15	2700	1350.00
ii) SSP*	275 kg	8	2200	1100.00
iii) Urea	75 kg	6	450	225.00
iv) MOP	50 kg	7	350	175.00
* Either one	30 kg /ha Sulphur added if SSP used			
13. IPM				

Spray of Neem Seed Kernal	10	30	300	150.00
Mataka Khad	15 lit/kg Gobar+Neemleaf+water+Desi cow urine+2 kg Molasis mix & Deco	2	124	62.00
Insecticides/Fungicides	If required One Dusting of Methyle Paratheon powder			
	25 kg / ha	25	625	312.50
	Total (Less SSP)			**2762.00**
Integrated Crop Management	**Toriya**			
Area of Demonstration - 0.50 ha				
Detail of Demonstration	**Intervention / Technology Adopted**	**Organisations for obtaining Seed**		
1. Name of Varieties	Type-9, PT-303, PT-30 Late-Bhawani	C. S. A. Unversity of Ag. & Technology, Kanpur, Indian Institute of Pulse Research, Kalyanpur Kanpur. IARI, Pusa New Delhi		
2. Sowing Time	First Fortnight of September	**Rate(Rs/kg/ Pkt)**	**Cost per ha (Rs)**	**Demonstration Cost (Rs)**
3. Required Seed	4 kg / ha (F1,F2, Certified)	200	800	400.00
7. Use Weedicide	-	-	-	-
11. Bio Fertilizers/Bio-agents				
i) Azatobactor + PSB	5 Pkt + 5 Pkt = 10 Pkt @ Rs	7.5	75	37.50
ii) Rhizobium + PSB	-	-	-	-
iii) Trichoderma	-	-	-	-
12. Recommended dose of fertilizers				
50:30:30 NPK				
i) DAP*	125 kg	15	1875	937.50
ii) SSP*	275 kg	8	2200	1100.00
iii) Urea	50 kg	6	300	150.00
iv) MOP	50 kg	7	350	175.00
* Either one	30 kg /ha Sulphur added if SSP used			
13. IPM				

Spray of Neem Seed Kernal	10	30	300	150.00
Mataka Khad	15 lit/kg Gobar+Neemleaf+water+Desi cow urine+2 kg Molasis mix & Deco	2	124	62.00
Insecticides/Fungicides	If required One Dusting of Methyle Paratheon powder			
	25 kg / ha	25	625	312.50
	Total (Less SSP)			**2224.50**
Integrated Crop Management Til (Sesamum)				
Area of Demonstration - 0.50 ha				
Detail of Demonstration	**Intervention / Technology Adopted**	**Organisations for obtaining Seed**		
1. Name of Varieties	Type-4,12,13,78, Shekhar	C. S. A. Unversity of Ag. & Technology, Kanpur, Indian Institute of Pulse Research, Kalyanpur Kanpur. IARI, Pusa New Delhi		
	Late- Pragati, Tarun			
2. Sowing Time	June last week to July 15	**Rate(Rs/kg/ Pkt)**	**Cost per ha (Rs)**	**Demonstration Cost (Rs)**
3. Required Seed	4 kg / ha (F1,F2, Certified)	150	600	300.00
7. Use Weedicide	-	-	-	-
11. Bio Fertilizers/Bio-agents				
i) Azatobactor + PSB	5 Pkt + 5 Pkt = 10 Pkt @ Rs	7.5	75	37.50
ii) Rhizobium + PSB	-	-	-	-
iii) Trichoderma	-	-	-	-
12. Recommended dose of fertilizers				
30:15:25 NPK				
i) DAP*	80 kg	15	1200	600.00
ii) SSP*	225 kg	8	1800	900.00
iii) Urea	30 kg	6	180	90.00
iv) MOP	40 kg	7	280	140.00
* Either one	30 kg /ha Sulphur added if SSP used			
13. IPM				

Spray of Neem Seed Kernal	10	30	300	150.00
Mataka Khad	15 lit/kg Gobar+Neemleaf+water+Desi cow urine+2 kg Molasis mix & Deco	2	124	62.00
Insecticides/Fungicides	If required One Dusting of Methyle Paratheon powder			
	25 kg / ha	25	625	312.50
	Total (Less SSP)			**1692.00**
Integrated Crop Management	**Wheat**			
Area of Demonstration - 0.50 ha				
Detail of Demonstration	**Intervention / Technology Adopted**	**Organisations for obtaining Seed**		
1. Name of Varieties	UP-2338,WH-542,PBW-343,502,550,K-9006,307	C. S. A. Unversity of Ag. & Technology, Kanpur, Indian Institute of Pulse Research, Kalyanpur Kanpur. IARI, Pusa New Delhi		
2. Sowing Time	Mid October to first week of Nov	**Rate(Rs/kg/ Pkt)**	**Cost per ha (Rs)**	**Demonstration Cost (Rs)**
3. Required Seed	100 kg / ha (F1,F2, Certified)	25	2500	1250.00
7. Use Weedicide	Total - at 28 to 32 at after sowing	950	950	475.00
11. Bio Fertilizers/Bio-agents				
i) Azatobactor + PSB	5 Pkt + 5 Pkt = 10 Pkt @ Rs	7.5	75	37.50
ii) Rhizobium + PSB	-	-	-	-
iii) Trichoderma	1.50 kg /ha (Soil treatment)	136	204	102.00
12. Recommended dose of fertilizers				
120:60:40 NPK				
i) DAP*	325 kg	15	4875	2437.50
ii) SSP*	-	-	-	0.00
iii) Urea	100 kg	6	600	300.00
iv) MOP	80 kg	7	560	280.00
v) Zinc	30 kg /ha	25	750	375.00
13. IPM				

Spray of Neem Seed Kernal	10	30	300	150.00
Mataka Khad	15 lit/kg Gobar+Neemleaf+water+Desi cow urine+2 kg Molasis mix & Deco	2	124	62.00
Insecticides/Fungicides	If required One Dusting of Methyle Paratheon powder			
	25 kg / ha	25	625	312.50
	Total (Less SSP)			**5781.50**
Integrated Crop Management	**Maize**			
Area of Demonstration - 0.50 ha				
Detail of Demonstration	**Intervention / Technology Adopted**	**Organisations for obtaining Seed**		
1. Name of Varieties	Hyb. Duccan-103, 105, Sankul- Dhawal, Shakti-1, Popcorn- Amber, V.L. Amber, Perl popcorn	C. S. A. Unversity of Ag. & Technology, Kanpur, Indian Institute of Pulse Research, Kalyanpur Kanpur. IARI, Pusa New Delhi		
2. Sowing Time	15 Oct. to 15 Nov.	**Rate(Rs/kg/ Pkt)**	**Cost per ha (Rs)**	**Demonstration Cost (Rs)**
3. Required Seed	22 kg / ha (F1,F2, Certified)	60	1320	660.00
4. Seed Treatement	Thirum & 25 ml Chloropiryphose	60	60	30.00
11. Bio Fertilizers/Bio-agents				
i) Azatobactor + PSB	5 Pkt + 5 Pkt = 10 Pkt @ Rs	7.5	75	37.50
ii) Rhizobium + PSB	-	-	-	-
iii) Trichoderma	1.50 kg /ha (Soil treatment)	136	204	102.00
12. Recommended dose of fertilizers				
100:60:40 NPK				
i) DAP*	265 kg	15	3975	1987.50
ii) SSP*	-	-	-	0.00
iii) Urea	80 kg	6	480	240.00
iv) MOP	50 kg	7	350	175.00
v) Zinc	-	-	-	0.00

13. IPM				
Spray of Neem Seed Kernal	10	30	300	150.00
Mataka Khad	15 lit/kg Gobar+Neemleaf+water+Desi cow urine+2 kg Molasis mix & Deco	2	124	62.00
Insecticides/Fungicides	If required One Dusting of Methyle Paratheon powder			
	25 kg / ha	25	625	312.50
	Total (Less SSP)			**3756.50**
Integrated Crop Management	**Maize**			
Area of Demonstration - 0.50 ha				
Detail of Demonstration	**Intervention / Technology Adopted**	**Organisations for obtaining Seed**		
1. Name of Varieties	Hybrid- Ganga-11, Sartaj, Prakash, Pusa Hybrid Maize5, Composite-Prabhat, Navjyoti, Pusa Composite-2, Naveen	C. S. A. Unversity of Ag. & Technology, Kanpur, Indian Institute of Pulse Research, Kalyanpur Kanpur. IARI, Pusa New Delhi		
2. Sowing Time	Mid June	**Rate(Rs/kg/ Pkt)**	**Cost per ha (Rs)**	**Demonstration Cost (Rs)**
3. Required Seed	20 kg / ha (F1,F2, Certified)	40	800	400.00
4. Seed Treatement	Thirum & 25 ml Chloropiryphose	60	60	30.00
11. Bio Fertilizers/Bio-agents				
i) Azatobactor + PSB	5 Pkt + 5 Pkt = 10 Pkt @ Rs	7.5	75	37.50
ii) Rhizobium + PSB	-	-	-	-
iii) Trichoderma	1.50 kg /ha (Soil treatment)	136	204	102.00
12. Recommended dose of fertilizers				
100:60:40 NPK				
i) DAP*	265 kg	15	3975	1987.50
ii) SSP*	-	-	-	0.00
iii) Urea	80 kg	6	480	240.00
iv) MOP	50 kg	7	350	175.00
v) Zinc	-	-	-	0.00

13. IPM				
Spray of Neem Seed Kernal	10	30	300	150.00
Mataka Khad	15 lit/kg Gobar+Neemleaf+water+Desi cow urine+2 kg Molasis mix & Deco	2	124	62.00
Insecticides/Fungicides	If required One Dusting of Methyle Paratheon powder			
	25 kg / ha	25	625	312.50
	Total (Less SSP)			**3496.50**
Integrated Crop Management	**Sorghum**			
Area of Demonstration - 0.50 ha				
Detail of Demonstration	**Intervention / Technology Adopted**	**Organisations for obtaining Seed**		
1. Name of Varieties	CSV-13, 15, 1616, Bundela. CSH-16	C. S. A. Unversity of Ag. & Technology, Kanpur, Indian Institute of Pulse Research, Kalyanpur Kanpur. IARI, Pusa New Delhi		
2. Sowing Time	June last to July first week	**Rate(Rs/kg/ Pkt)**	**Cost per ha (Rs)**	**Demonstration Cost (Rs)**
3. Required Seed	12 kg / ha (F1,F2, Certified)	40	480	240.00
4. Seed Treatement	Thirum & 25 ml Chloropiryphose	60	60	30.00
11. Bio Fertilizers/Bio-agents				
i) Azatobactor + PSB	5 Pkt + 5 Pkt = 10 Pkt @ Rs	7.5	75	37.50
ii) Rhizobium + PSB	-	-	-	-
iii) Trichoderma	1.50 kg /ha (Soil treatment)	136	204	102.00
12. Recommended dose of fertilizers				
80:40:20 NPK				
i) DAP*	280 kg	15	4200	2100.00
ii) SSP*	-	-	-	0.00
iii) Urea	100 kg	6	600	300.00
iv) MOP	80 kg	7	560	280.00
v) Zinc	-	-	-	0.00

13. IPM				
Spray of Neem Seed Kernal	10	30	300	150.00
Mataka Khad	15 lit/kg Gobar+Neemleaf+water+Desi cow urine+2 kg Molasis mix & Deco	2	124	62.00
Insecticides/Fungicides	If required One Dusting of Methyle Paratheon powder			
	25 kg / ha	25	625	312.50
	Total (Less SSP)			**3614.00**

IWMP-II

S. No.	*No. of Farmers*	*Crop*	*Variety*	*Area (ha)*	*Total cost of demon. (Rs.)*	*Beneficiary Contribution (Rs.)*	*Share of Project fund (Rs.)*	*Prop. date of sowing*	*Exp. Crop maturity date*	*Prop. Crop cutting Date*	*Productivity (Q/ha)*		*Total Seed*	*Expected Seed Exchange*		*Remarks*
											Existing	**Expected**	**Production (Qtl.)**	**No of Farmers**	**Quantity (Qtl.)**	
	Kharif															
1	240	Urd	Shekhar-2, Azad-1/ PU-35/19	48.00	1.701	0.060	1.641	Last June to Mid July	Mid September	25-Sep	3.48	5.6	268.8	1792	107.52	
						0.221	1.480									
2	200	Sorghum	Bundela, CSV-15, 13	40.00	1.446	0.051	1.395	Last June to Mid July	Mid September	25-Sep	4.2	6.2	248	2067	206.67	
						0.188	1.258									
3	240	Arhar	Paras, UPAS-120	48.00	1.416	0.050	1.367	Last June-July	Oct (UPAS)	30-Sep	5.34	7.6	364.8	1459	291.84	
						0.184	1.232		March (Paras)	25-Mar						
4	200	Til	Pragati, Shekhar	40.00	0.677	0.024	0.653	15-Jul	September	30-Sep	1.8	3.6	144	3600	108.00	
	Rabi					0.088	0.589									
1	400	Lentil	DPL-15, K-75	80.00	3.795	0.133	3.662	15-Oct	Feb	5-Feb	4.9	6.5	520	867	433.33	
						0.493	3.301									

2	320	Chickpea	KDG-1168, KWR-108	64.00	3.484	0.122	3.362	15-30 October	Las Feb to Mid March	2-10 March	5.62	8.5	544	680	476.00	
						0.453	3.031									
3	320	Field Pea	KPMR-400, 522	64.00	3.676	0.129	3.547	October	March	5-Mar	6.2	9.5	608	760	570.00	
						0.478	3.198									
4	240	Linseed	Parwati, Padmini	48.00	1.416	0.050	1.366	October	Feb-March	27 Feb to 5 March	Mixed	5.6	268.8	1075	215.04	
						0.184	1.232									
5	200	Mustard	Maya, Kranti	40.00	1.1048	0.039	1.066	October	Feb	15-120 Feb	Mixed	4.8	192	3840	153.60	
						0.144	0.961									
	Total					**3.088**	**34.340**									

MAPS

PROPOSED PLAN

Project Name : IWMP-II
District Name : Chitrakoot-II
Microwatershed Name : Bhuihari Maaf
Microwatershed Code : 2C1A3m2b

80° 57' 30.0" - 80° 59' 30.0" E
25° 16' 30.0" - 25° 17' 30.0" N

N

0 285 570 1,140 Meters

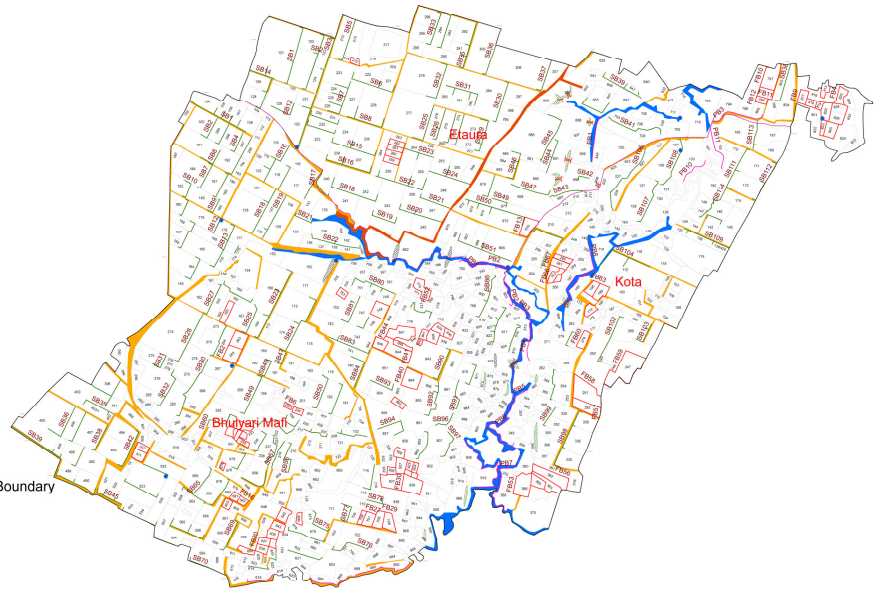

Legend

- Microwatershed Boundary
- Village Boundary
- Wells
- SB
- PB
- FB
- <all other values>
- Agriculture
- Drain
- Kachha Road
- pucca Road

1:4000

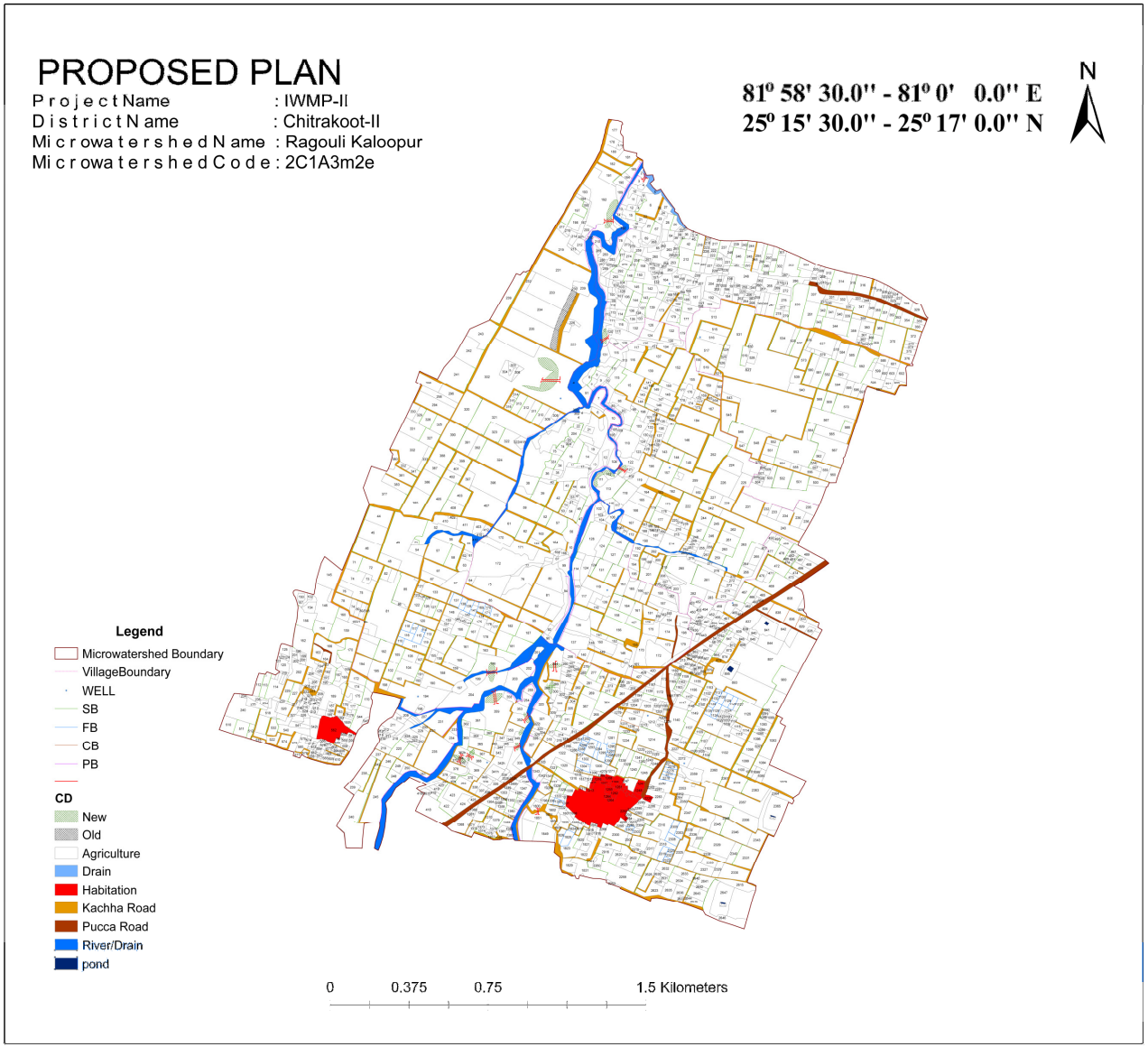
PROPOSED PLAN
Project Name : IWMP-II
District Name : Chitrakoot-II
Microwatershed Name : Ragouli Kaloopur
Microwatershed Code : 2C1A3m2e
81° 58' 30.0" - 81° 0' 0.0" E
25° 15' 30.0" - 25° 17' 0.0" N
N
Legend
Microwatershed Boundary
VillageBoundary
WELL
SB
FB
CB
PB
CD
New
Old
Agriculture
Drain
Habitation
Kachha Road
Pucca Road
River/Drain
pond
0
0.375
0.75
1.5 Kilometers

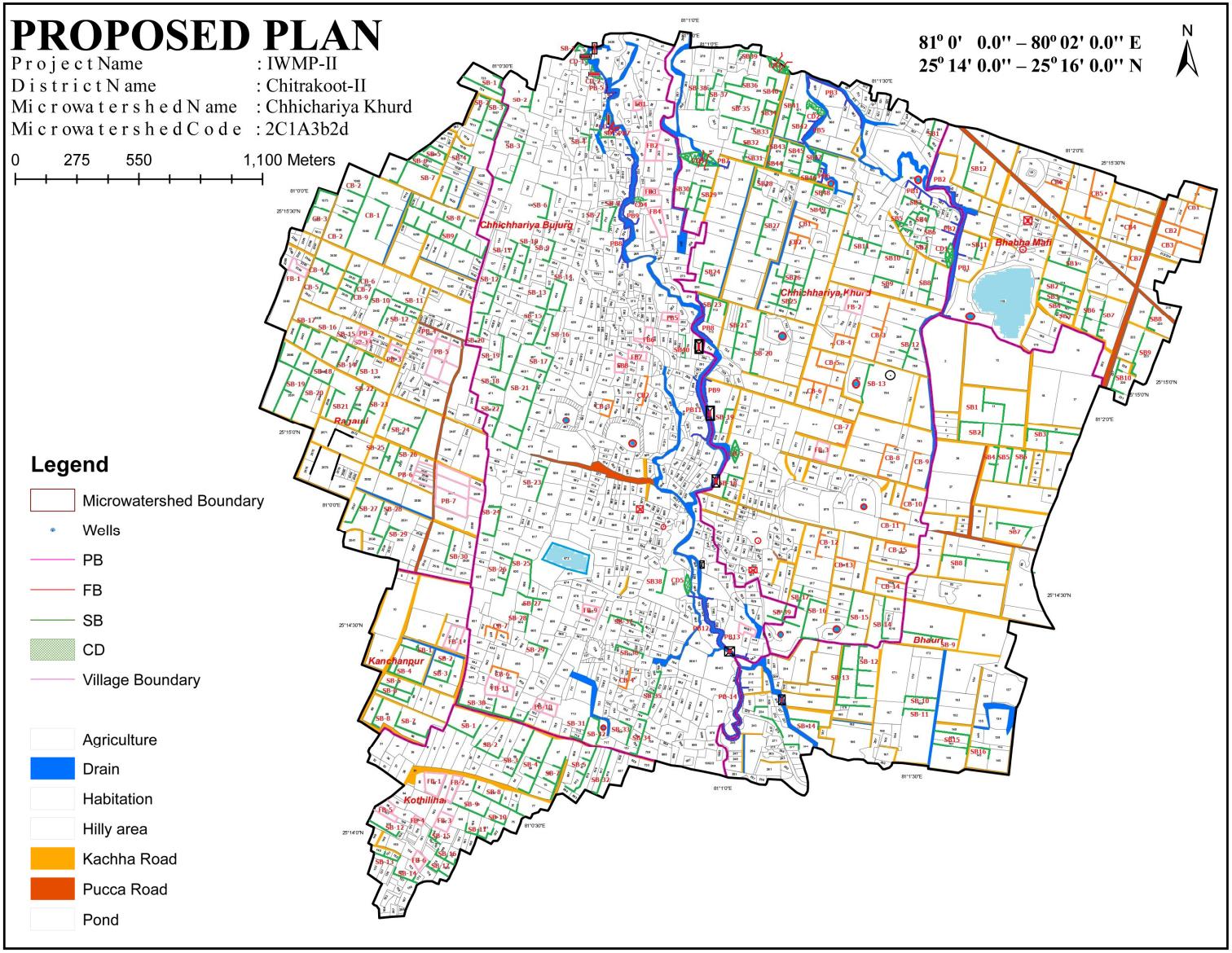
PROPOSED PLAN
Project Name : IWMP-II
District Name : Chitrakoot-II
Microwatershed Name : Chhichariya Khurd
Microwatershed Code : 2C1A3b2d
0 275 550 1,100 Meters
81° 0' 0.0'' – 80° 02' 0.0'' E
25° 14' 0.0'' – 25° 16' 0.0'' N
N
Chhichhariya Bujurg
Chhichhariya Khurd
Bhabha Mafi
Ragauli
Kanchanpur
Kothilihai
Bhauri
Legend
Microwatershed Boundary
Wells
PB
FB
SB
CD
Village Boundary
Agriculture
Drain
Habitation
Hilly area
Kachha Road
Pucca Road
Pond

PROPOSED PLAN

Project Name : IWMP-II
District Name : Chitrakoot-II
Microwatershed Name : Budha
Microwatershed Code : 2C1A3n2c

81° 0' 0.0" - 81° 02' 0.0" E
25° 15' 30.0" - 25° 17' 0.0" N

N

0 265 530 1,060 Meters

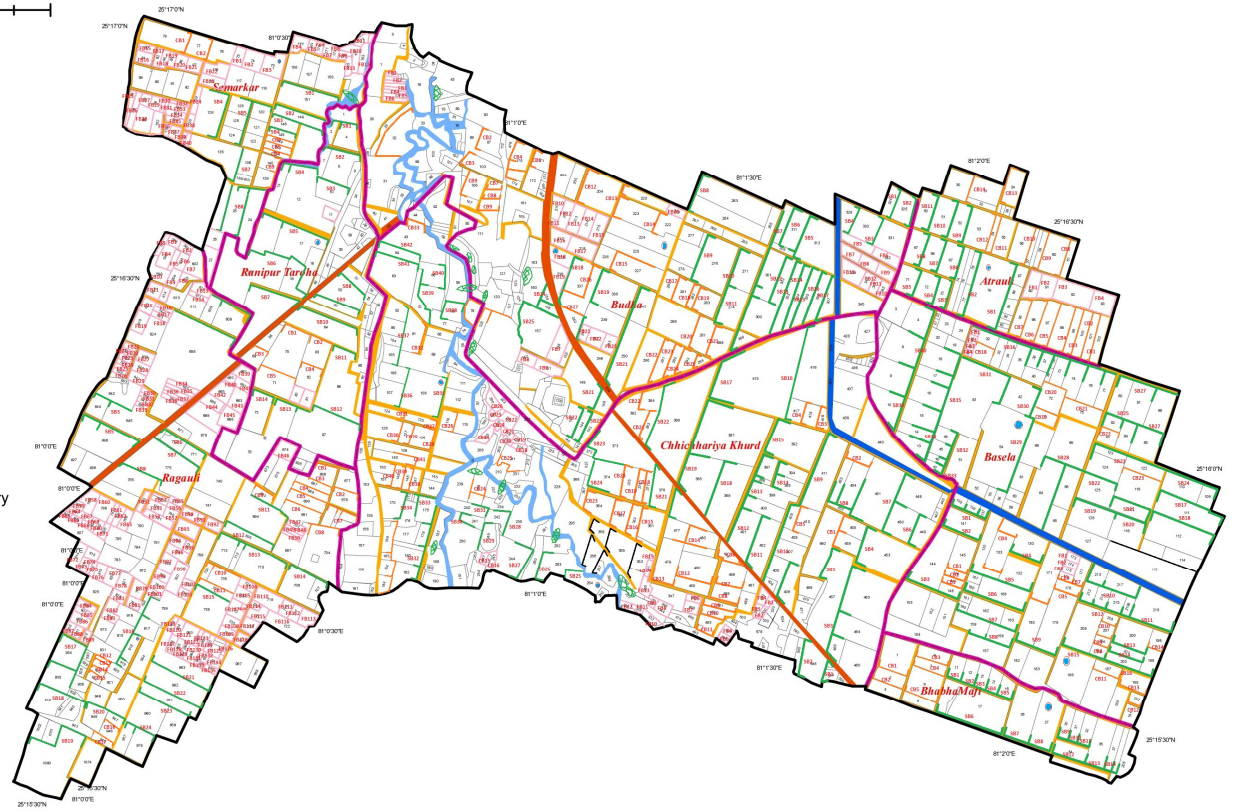

Legend

- Microwatershed Boundary
- Wells
- PB
- FB
- SB
- CD
- Village Boundary
- Agriculture
- Drain
- Habitation
- Hilly area
- Kachha Road
- Pucca Road
- Pond

PROPOSED PLAN

Project Name : IWMP-II
District Name : Chitrakoot-II
Microwatershed Name : Basela
Microwatershed Code : 2C1A2n2b

0 370 740 1,480 Meters

81° 02' 0.0" - 80° 03' 30.0" E
25° 13' 30.0" - 25° 15' 0.0" N

N

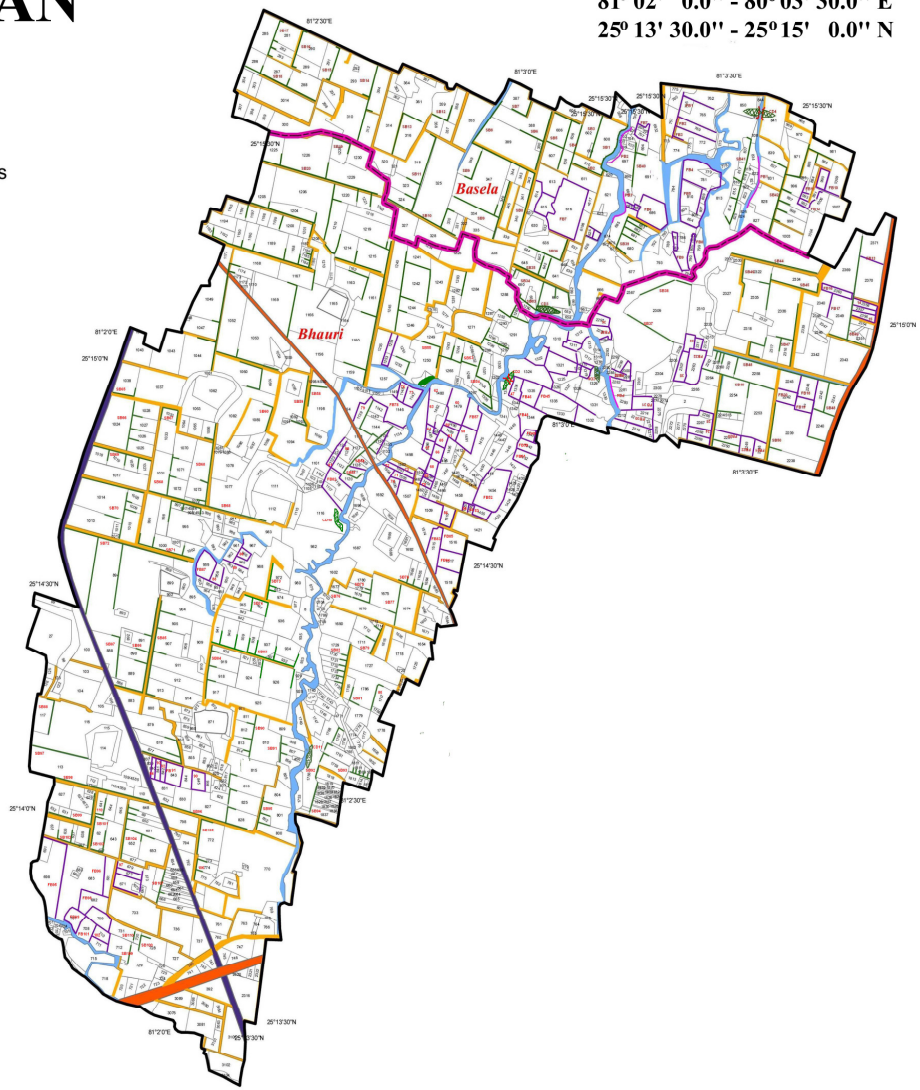

Legend

- Microwatershed Boundary
- Wells
- PB
- FB
- SB
- CD
- Village Boundary

- Agriculture
- Drain
- Habitation
- Hilly area
- Kachha Road
- Pucca Road
- Pond

PROPOSED PLAN

Project Name : IWMP-II
District Name : Chitrakoot-II
Microwatershed Name : Bhauri
Microwatershed Code : 2C1A3k2j

0 300 600 1,200 Meters

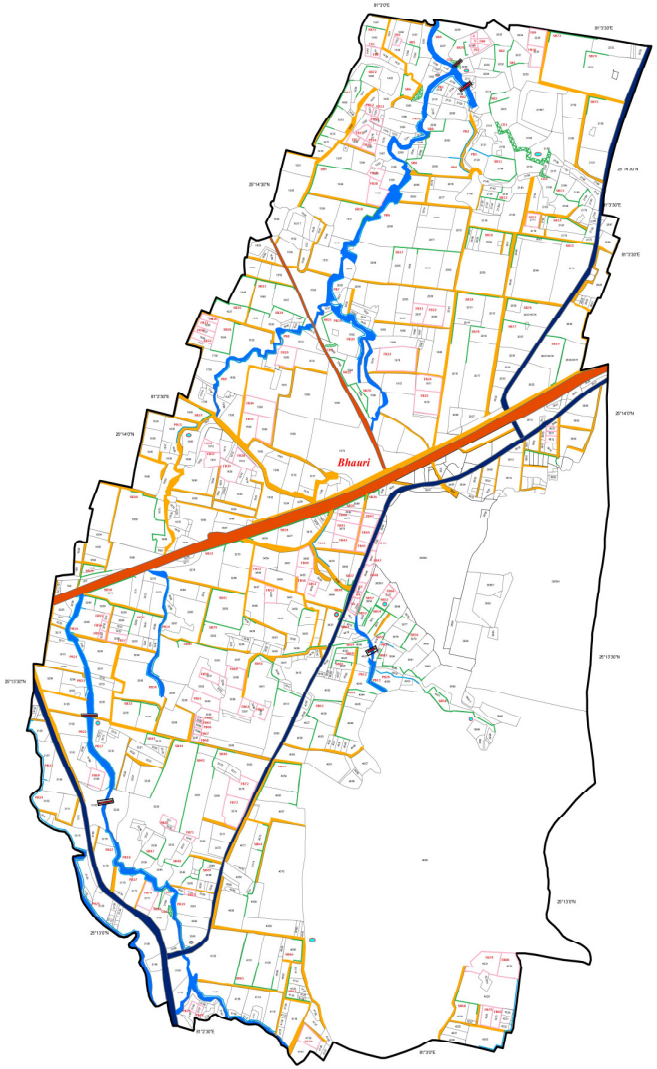

N

81° 02' 30.0" - 80° 03' 30.0" E
25° 13' 0.0" - 25° 14' 30.0" N

Legend

- Microwatershed Boundary
- Wells
- PB
- FB
- SB
- CD
- Village Boundary
- Agriculture
- Drain
- Habitation
- Hilly area
- Kachha Road
- Pucca Road
- Pond

PROPOSED PLAN

Project Name : IWMP-II
District Name : Chitrakoot-II
Microwatershed Name : Bagrehi
Microwatershed Code : 2A1A3k2k

0 350 700 1,400 Meters

81° 03' 0.0" - 80° 05' 0.0" E
25° 12' 30.0" - 25° 14' 0.0" N

N

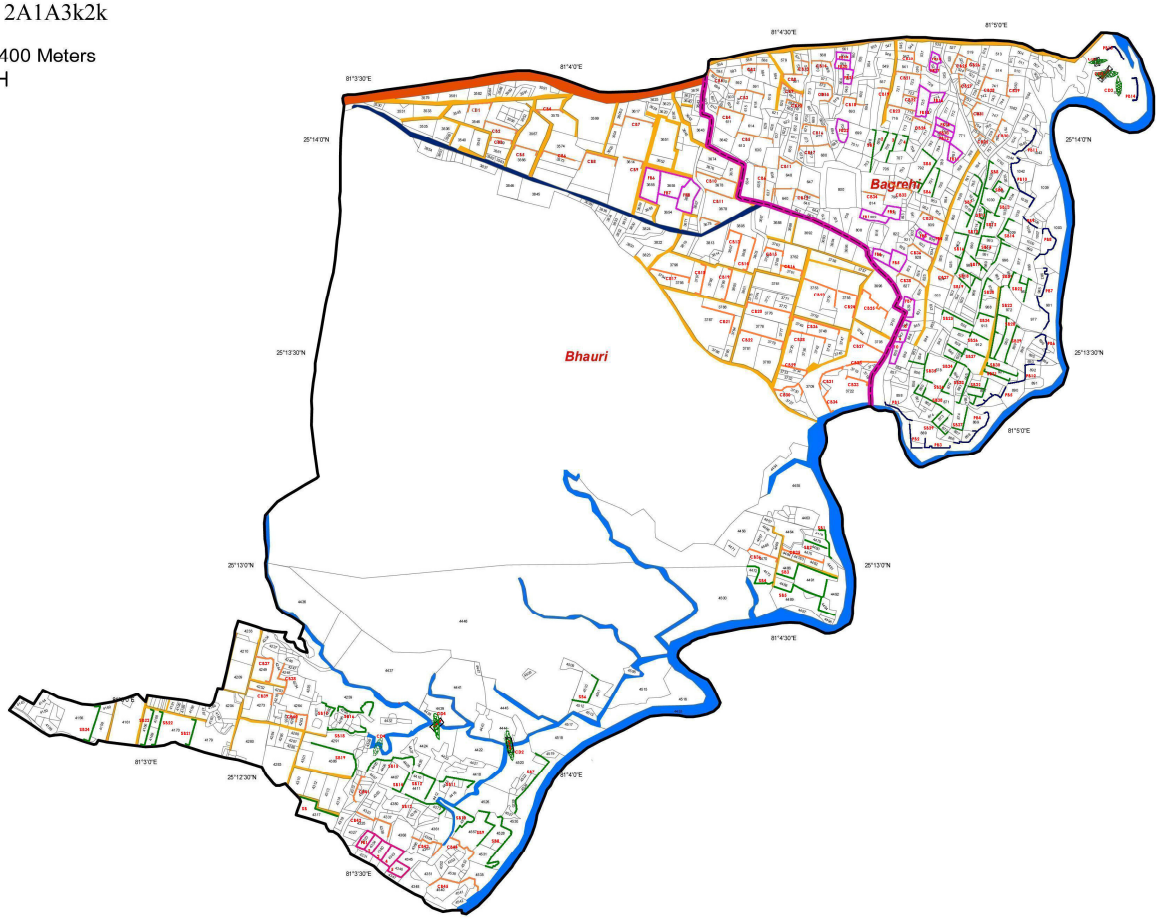

Legend

- Microwatershed Boundary
- Wells
- PB
- FB
- SB
- CD
- Village Boundary
- Agriculture
- Drain
- Habitation
- Hilly area
- Kachha Road
- Pucca Road
- Pond

PROPOSED PLAN

Project Name : IWMP-II
District Name : Chitrakoot-II
Microwatershed Name : Beur
Microwatershed Code : 2C1A3n2j

0 320 640 1,280 Meters

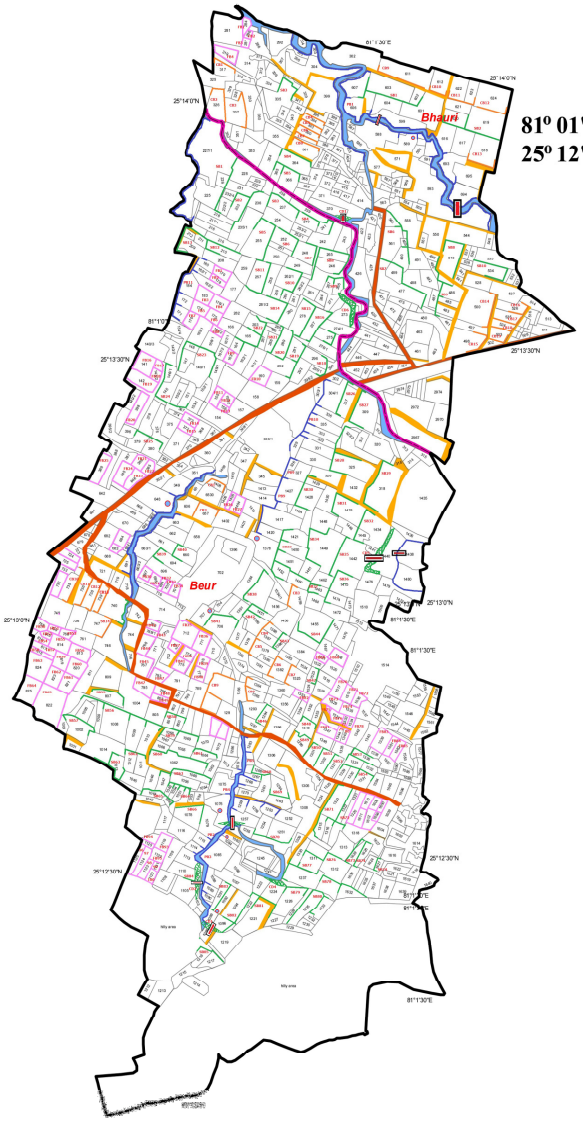

N

81° 01' 0.0" - 80° 01' 30.0" E
25° 12' 30.0" - 25° 14' 0.0" N

Legend

- Microwatershed Boundary
- Wells
- PB
- FB
- SB
- CD
- Village Boundary
- Agriculture
- Drain
- Habitation
- Hilly area
- Kachha Road
- Pucca Road
- Pond

PROPOSED PLAN

Project Name : IWMP-II
District Name : Chitrakoot-II
Microwatershed Name : Kothilihai
Microwatershed Code : 2C1A3n2e

0 305 610 1,220 Meters

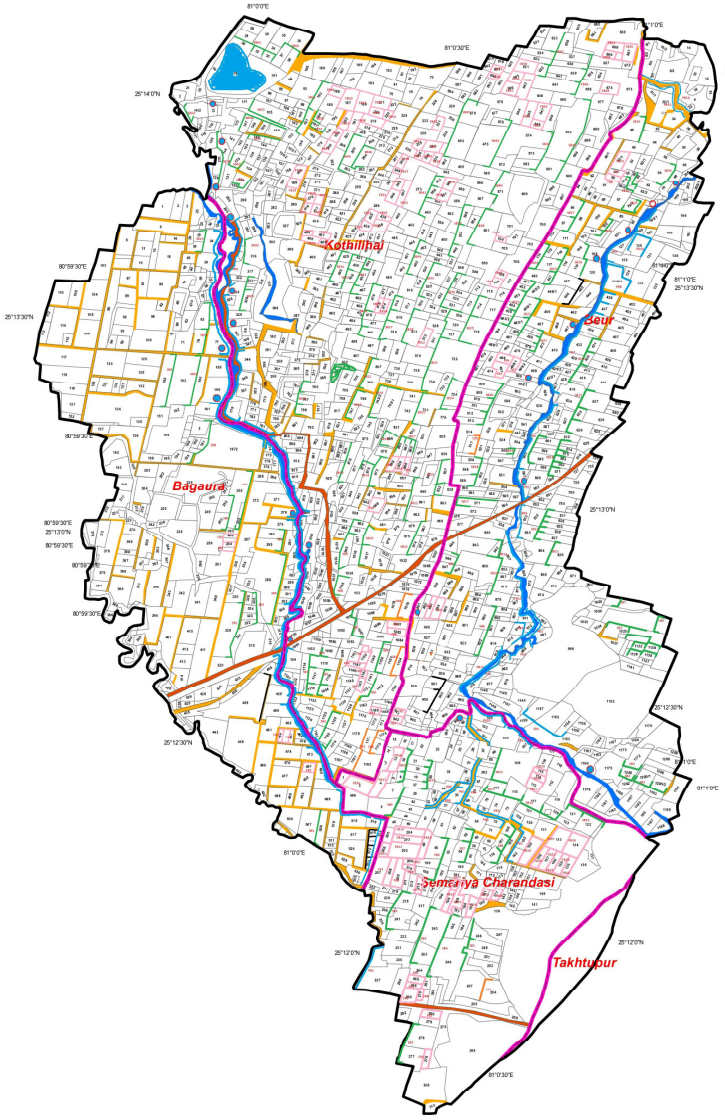

N

80° 59' 0.0" - 81° 01' 0.0" E
25° 12' 0.0" - 25° 14' 0.0" N

Legend

- Microwatershed Boundary
- Wells
- PB
- FB
- SB
- CD
- Village Boundary
- Agriculture
- Drain
- Habitation
- Hilly area
- Kachha Road
- Pucca Road
- Pond

PROPOSED PLAN

Project Name : IWMP-II
District Name : Chitrakoot-II
Microwatershed Name : Rampura Taramha
Microwatershed Code : 2C1A3n2h

80° 01' 0.0" - 81° 02' 30.0" E
25° 11' 30.0" - 25° 13' 30.0" N

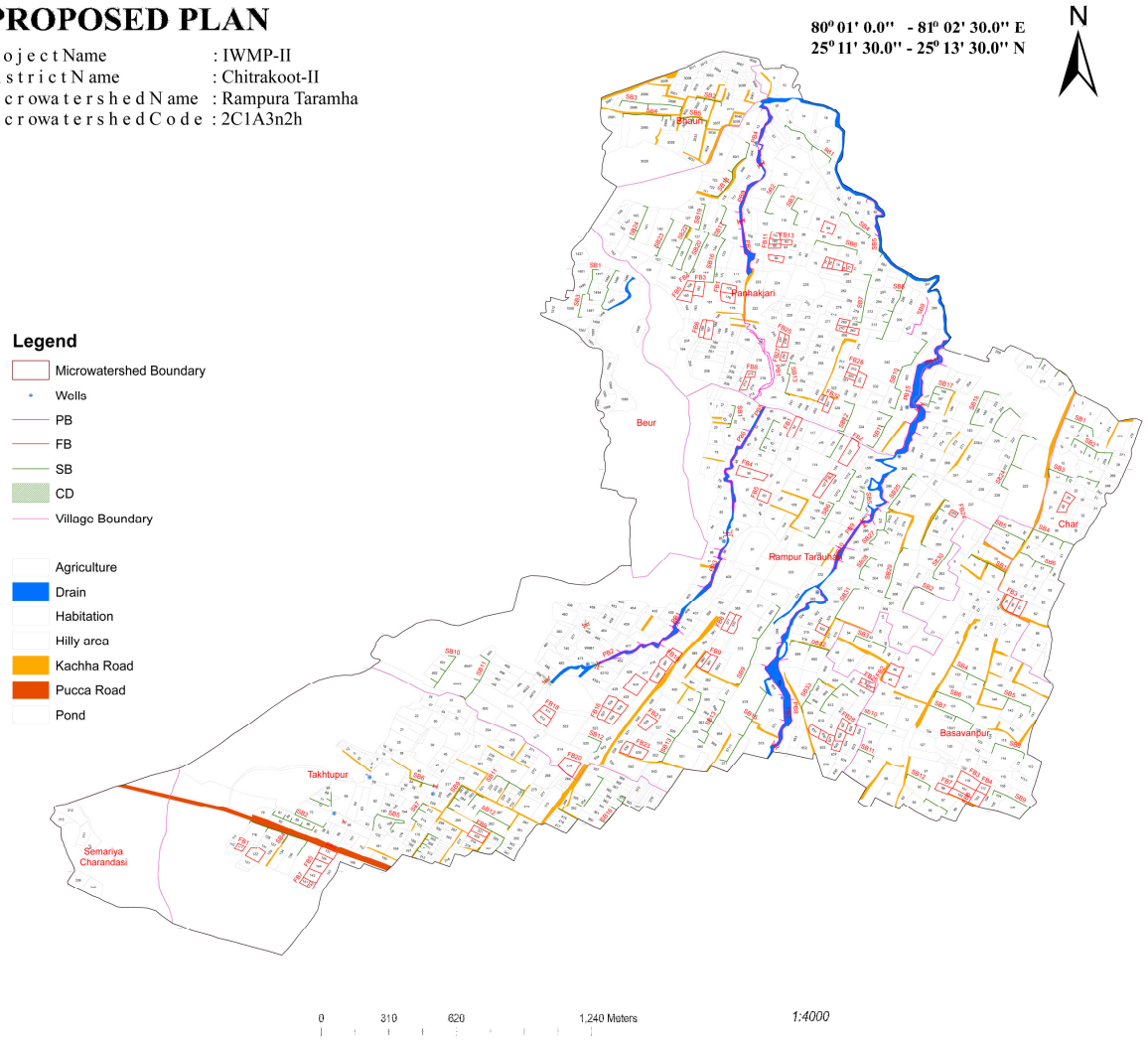

PROPOSED PLAN OF PARTICIPATORY CROP DEMONSTRATION

Project Name : IWMP-II
District Name : Chitrakoot-II
Microwatershed Name : Bhuihari Maaf
Microwatershed Code : 2C1A3m2b

0 200 400 800 Meters

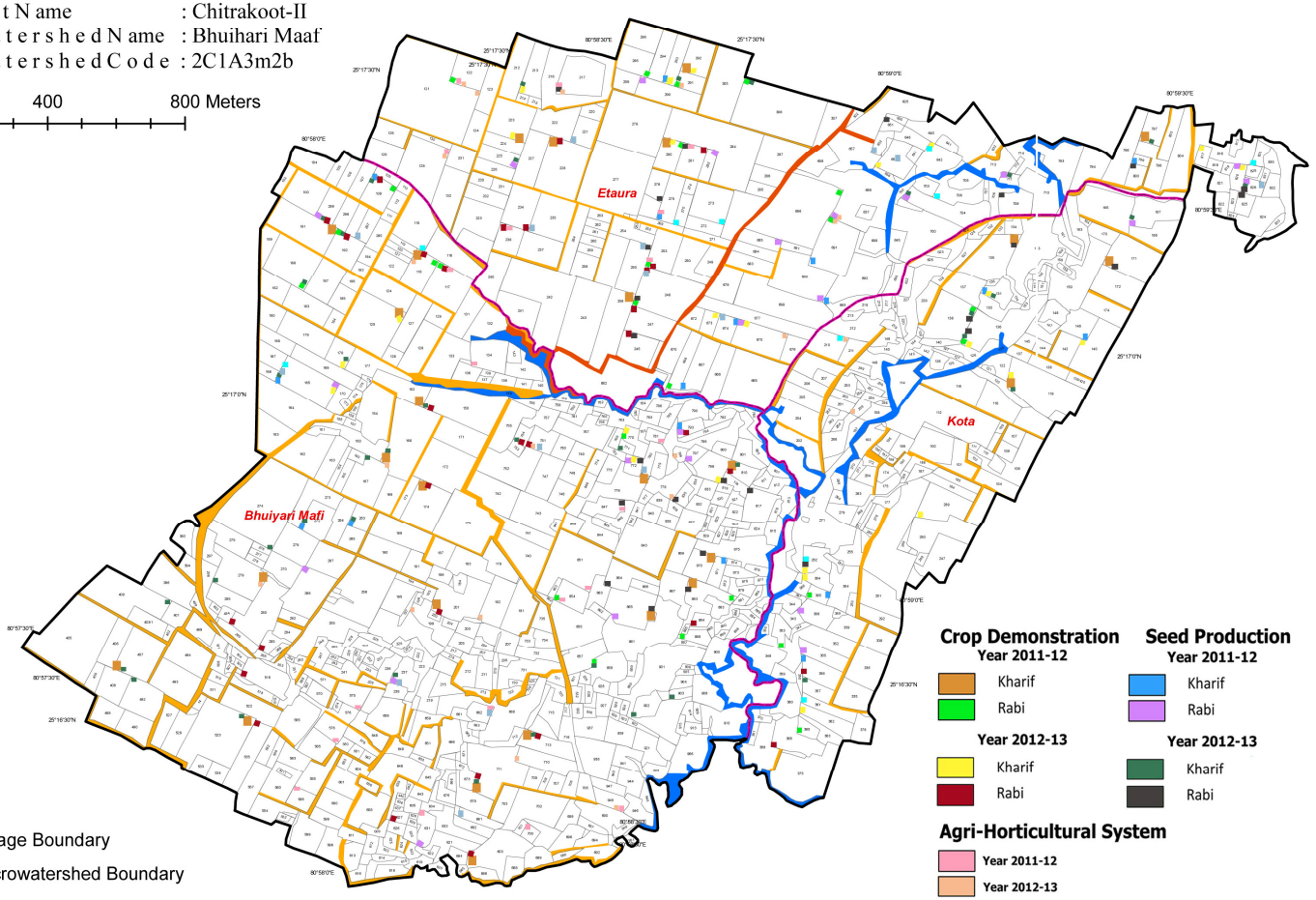

Legend

- Village Boundary
- Microwatershed Boundary
- Drain
- Kachha Road
- pucca Road

Crop Demonstration
Year 2011-12: Kharif, Rabi
Year 2012-13: Kharif, Rabi

Seed Production
Year 2011-12: Kharif, Rabi
Year 2012-13: Kharif, Rabi

Agri-Horticultural System
Year 2011-12
Year 2012-13

Block Plantation/Orchard
Year 2011-12
Year 2012-13

PROPOSED PLAN OF PARTICIPATORY CROP DEMONSTRATION

Project Name : IWMP-II
District Name : Chitrakoot-II
Microwatershed Name : Ragouli Kaloopur
Microwatershed Code : 2C1A3m2e

0 175 350 700 Meters



Legend

- Microwatershed Boundary
- Village Boundary
- Kachha Road
- Pucca Road
- River/Drain

Crop Demonstration
Year 2011-12: Kharif, Rabi
Year 2012-13: Kharif, Rabi

Seed Production
Year 2011-12: Kharif, Rabi
Year 2012-13: Kharif, Rabi

Agri-Horticultural System
Year 2011-12
Year 2012-13

Block Plantation/Orchard
Year 2011-12
Year 2012-13

PROPOSED PLAN OF PARTICIPATORY CROP DEMONSTRATION

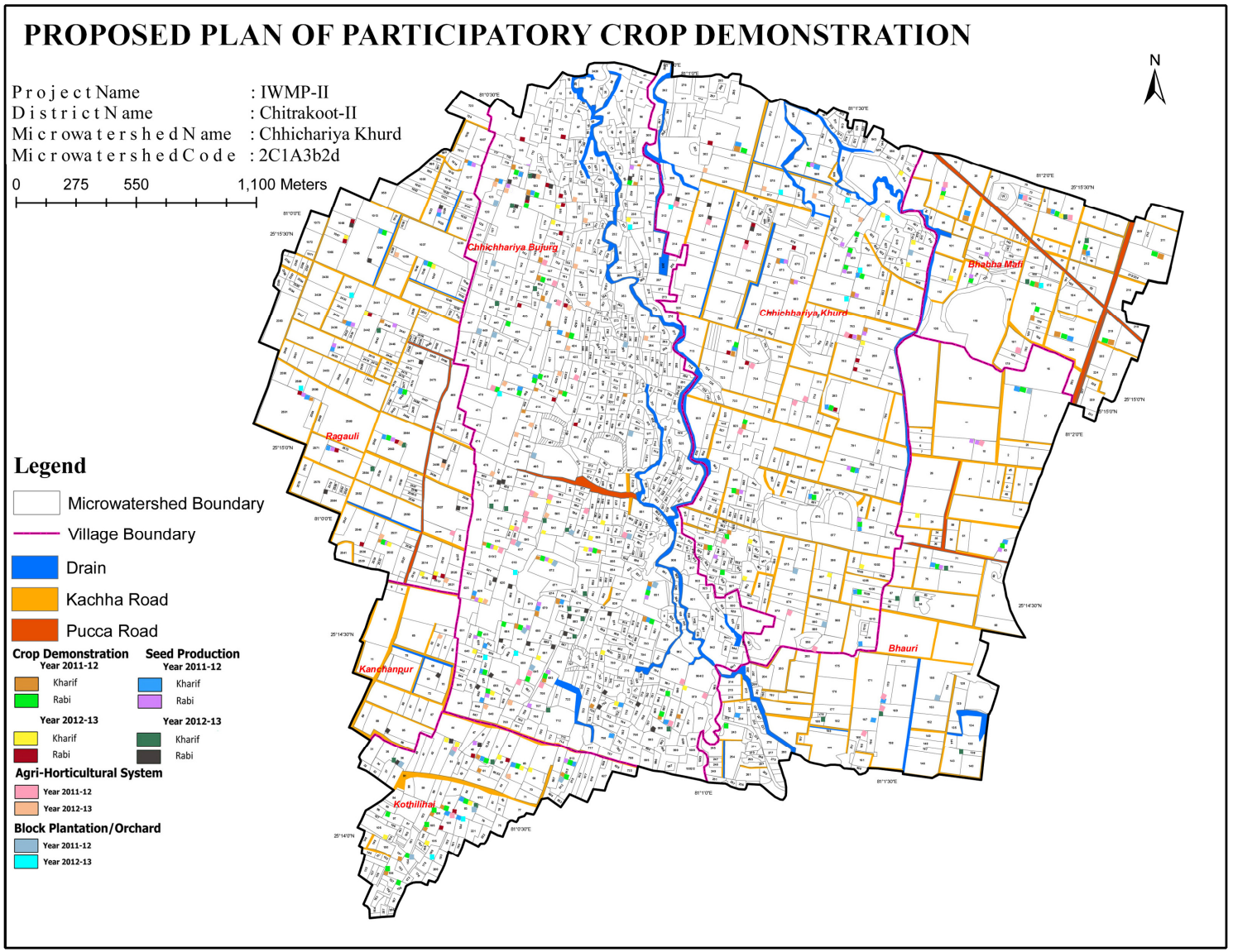

PROPOSED PLAN OF PARTICIPATORY CROP DEMONSTRATION

Project Name : IWMP-II
District Name : Chitrakoot-II
Microwatershed Name : Budha
Microwatershed Code : 2C1A3n2c

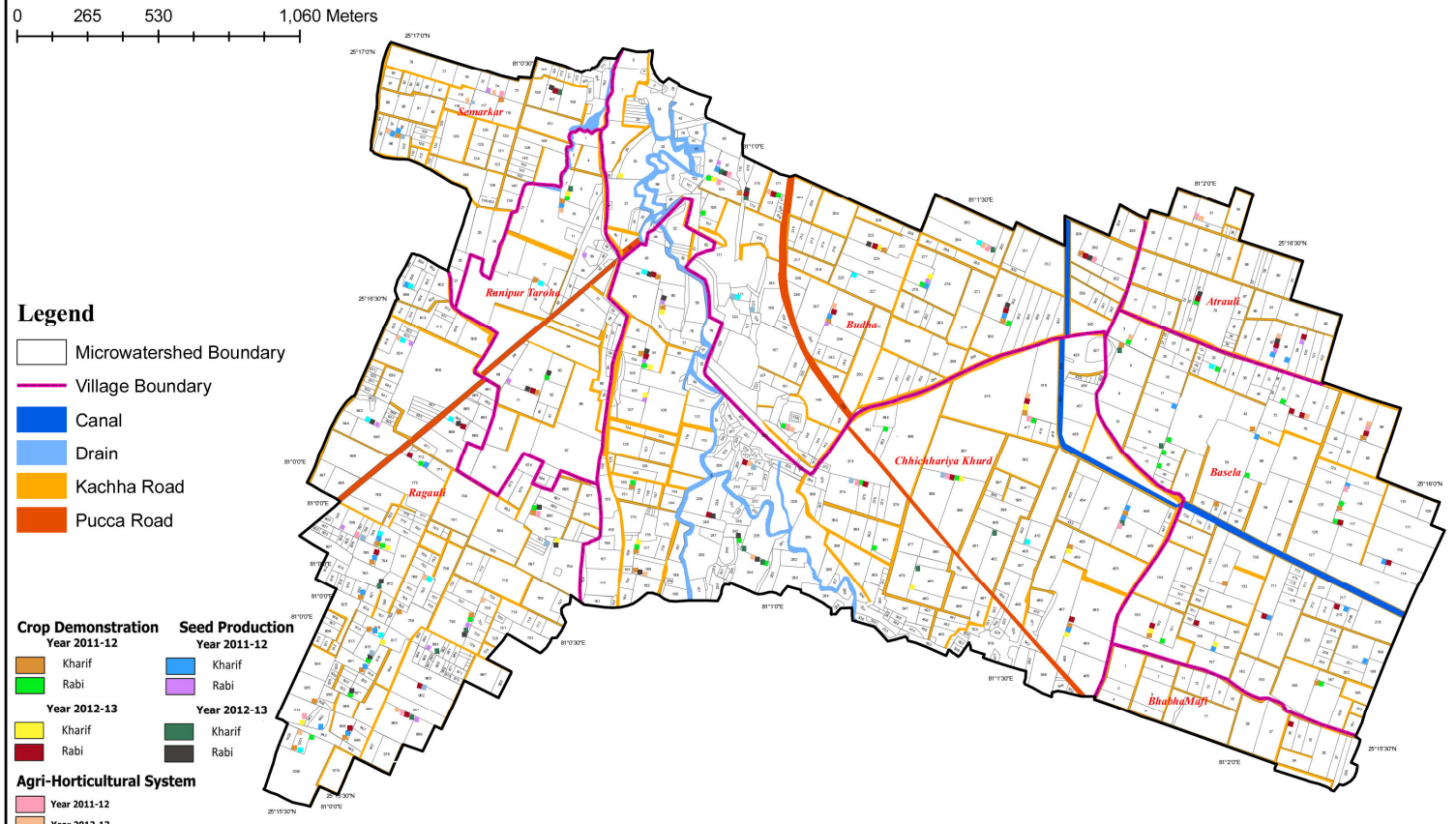

PROPOSED PLAN OF PARTICIPATORY CROP DEMONSTRATION

Project Name : IWMP-II
District Name : Chitrakoot-II
Microwatershed Name : Basela
Microwatershed Code : 2C1A2n2b

0 370 740 1,480 Meters

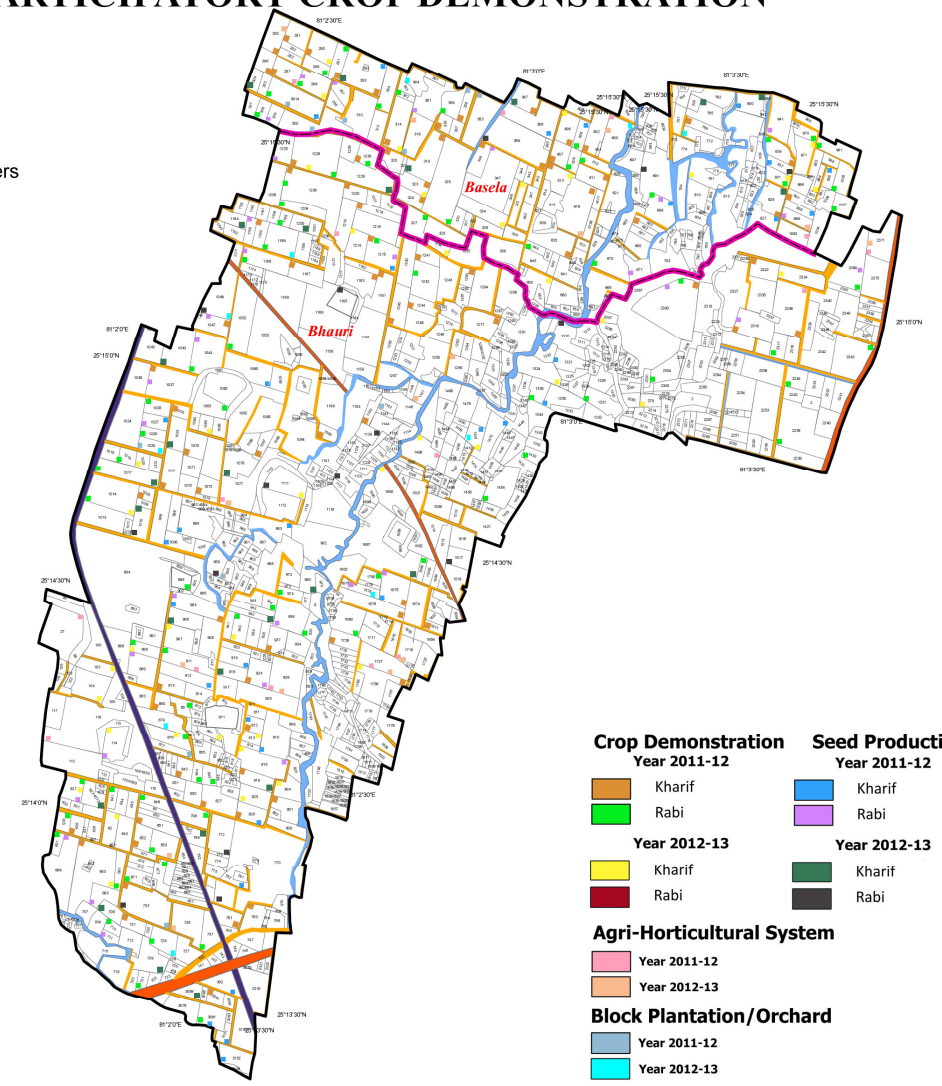

PROPOSED PLAN OF PARTICIPATORY CROP DEMONSTRATION

Project Name : IWMP-II
District Name : Chitrakoot-II
Microwatershed Name : Bhauri
Microwatershed Code : 2C1A3k2j

0 300 600 1,200 Meters

N

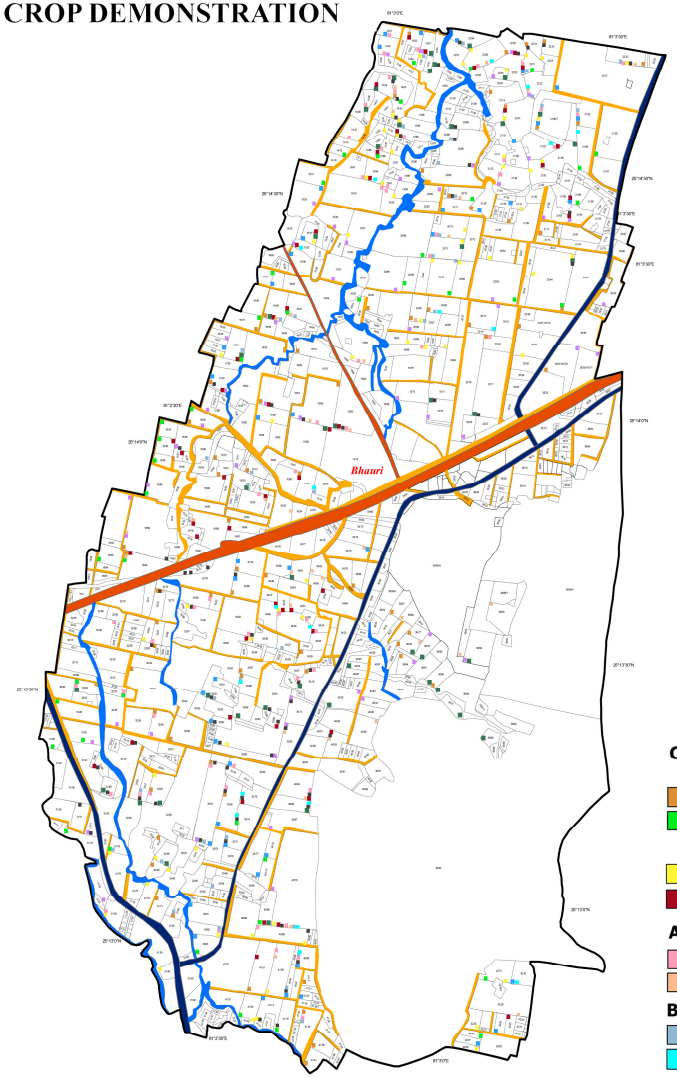

Legend

- Microwatershed Boundary
- Canal
- Drain
- Kachha Road
- Pucca Road

Crop Demonstration
Year 2011-12
- Kharif
- Rabi

Year 2012-13
- Kharif
- Rabi

Seed Production
Year 2011-12
- Kharif
- Rabi

Year 2012-13
- Kharif
- Rabi

Agri-Horticultural System
- Year 2011-12
- Year 2012-13

Block Plantation/Orchard
- Year 2011-12
- Year 2012-13

PROPOSED PLAN OF PARTICIPATORY CROP DEMONSTRATION

Project Name : IWMP-II
District Name : Chitrakoot-II
Microwatershed Name : Bagrehi
Microwatershed Code : 2A1A3k2k

0 350 700 1,400 Meters

N

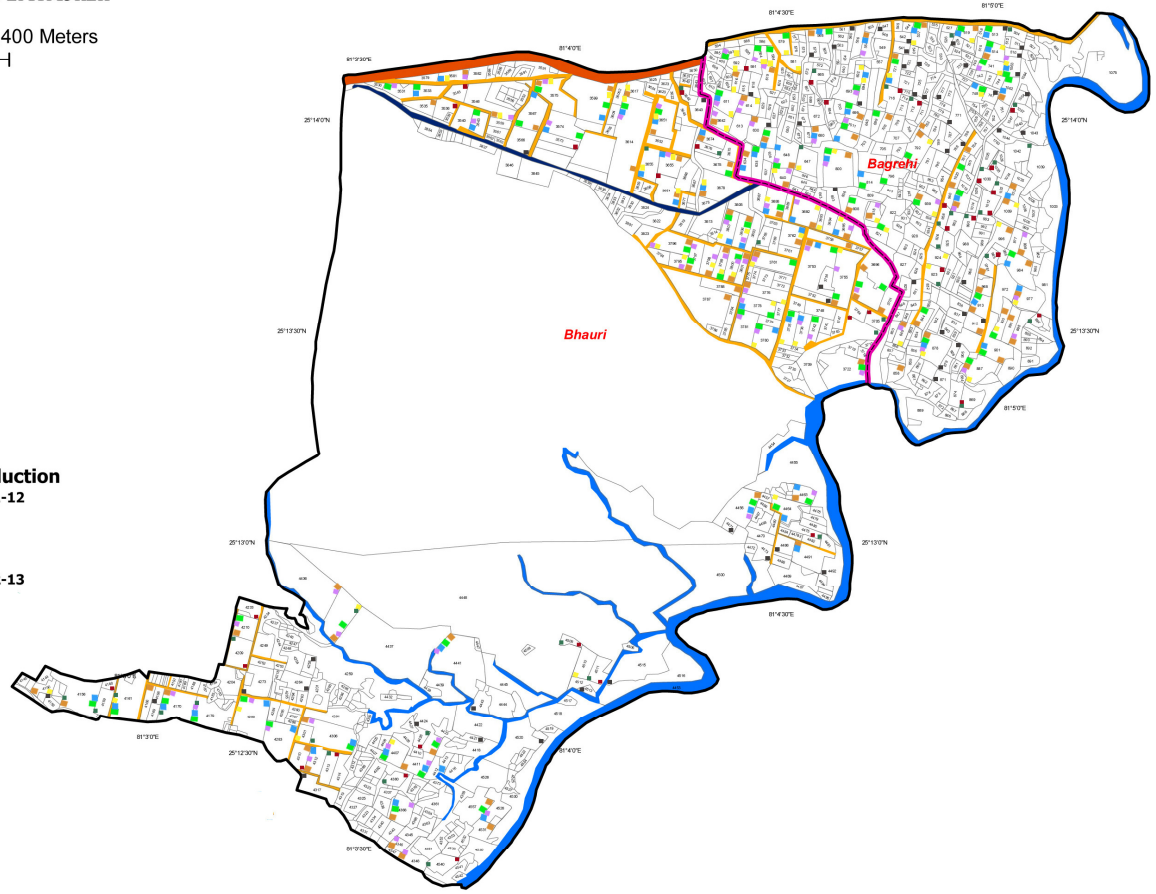

Legend

- Microwatershed Boundary
- Village Boundary
- Canal
- Drain
- Kachha Road
- Pucca Road

Crop Demonstration

Year 2011-12
- Kharif
- Rabi

Year 2012-13
- Kharif
- Rabi

Seed Production

Year 2011-12
- Kharif
- Rabi

Year 2012-13
- Kharif
- Rabi

Agri-Horticultural System
- Year 2011-12
- Year 2012-13

Block Plantation/Orchard
- Year 2011-12
- Year 2012-13

PROPOSED PLAN OF PARTICIPATORY CROP DEMONSTRATION

Project Name : IWMP-II
District Name : Chitrakoot-II
Microwatershed Name : Beur
Microwatershed Code : 2C1A3n2j

0 320 640 1,280 Meters

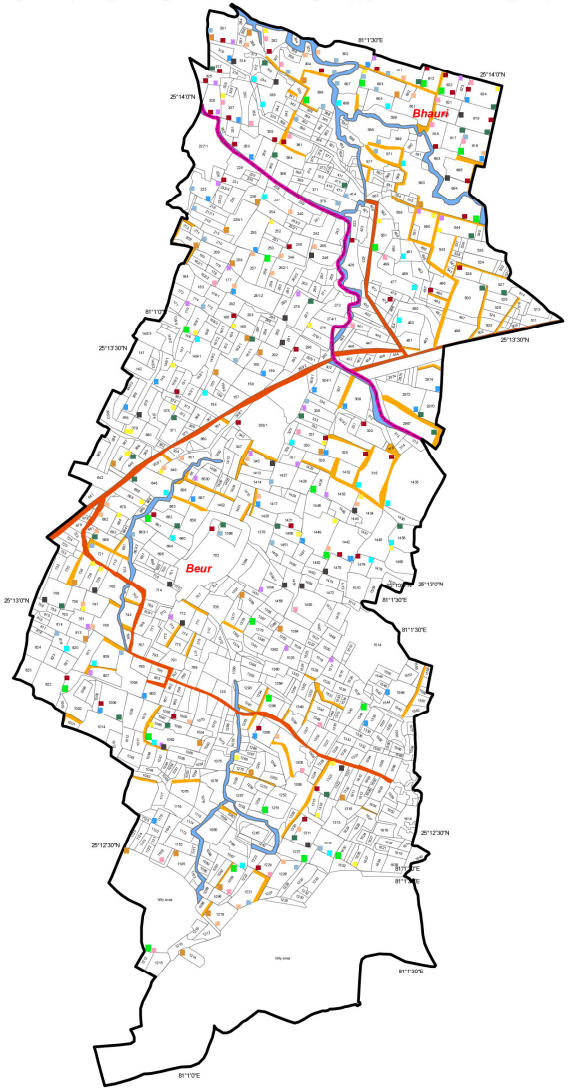

N

Legend

- Village Boundary
- Microwatershed Boundary
- Drain
- Kachha Road
- Pucca Road

Crop Demonstration

Year 2011-12
- Kharif
- Rabi

Year 2012-13
- Kharif
- Rabi

Seed Production

Year 2011-12
- Kharif
- Rabi

Year 2012-13
- Kharif
- Rabi

Agri-Horticultural System
- Year 2011-12
- Year 2012-13

Block Plantation/Orchard
- Year 2011-12
- Year 2012-13

PROPOSED PLAN OF PARTICIPATORY CROP DEMONSTRATION

Project Name : IWMP-II
District Name : Chitrakoot-II
Microwatershed Name : Kothilihai
Microwatershed Code : 2C1A3n2e

0 305 610 1,220 Meters

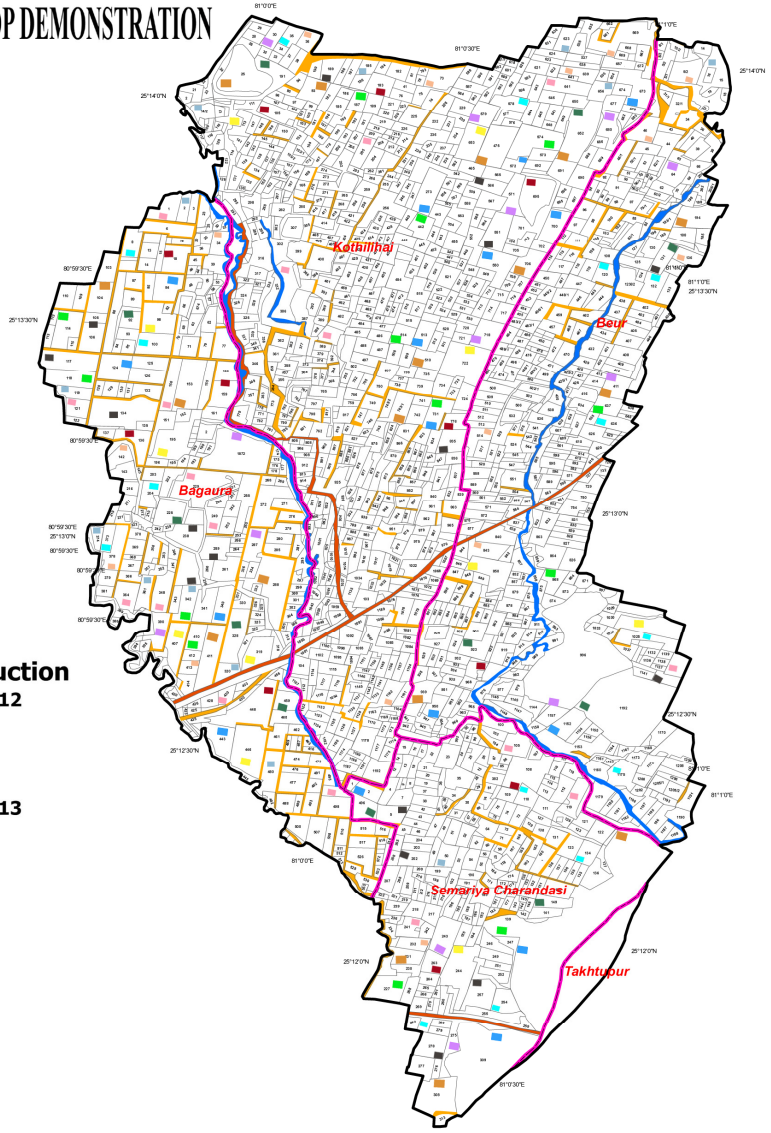

N

Legend

- Microwatershed Boundary
- Village Boundary
- Drain
- Kachha Road
- Pucca Road

Crop Demonstration

Year 2011-12
- Kharif
- Rabi

Year 2012-13
- Kharif
- Rabi

Seed Production

Year 2011-12
- Kharif
- Rabi

Year 2012-13
- Kharif
- Rabi

Agri-Horticultural System
- Year 2011-12
- Year 2012-13

Block Plantation/Orchard
- Year 2011-12
- Year 2012-13

PROPOSED PLAN OF PARTICIPATORY CROP DEMONSTRATION

Project Name : IWMP-II
District Name : Chitrakoot-II
Microwatershed Name : Rampura Taramha
Microwatershed Code : 2C1A3n2h

0 370 740 1,480 Meters

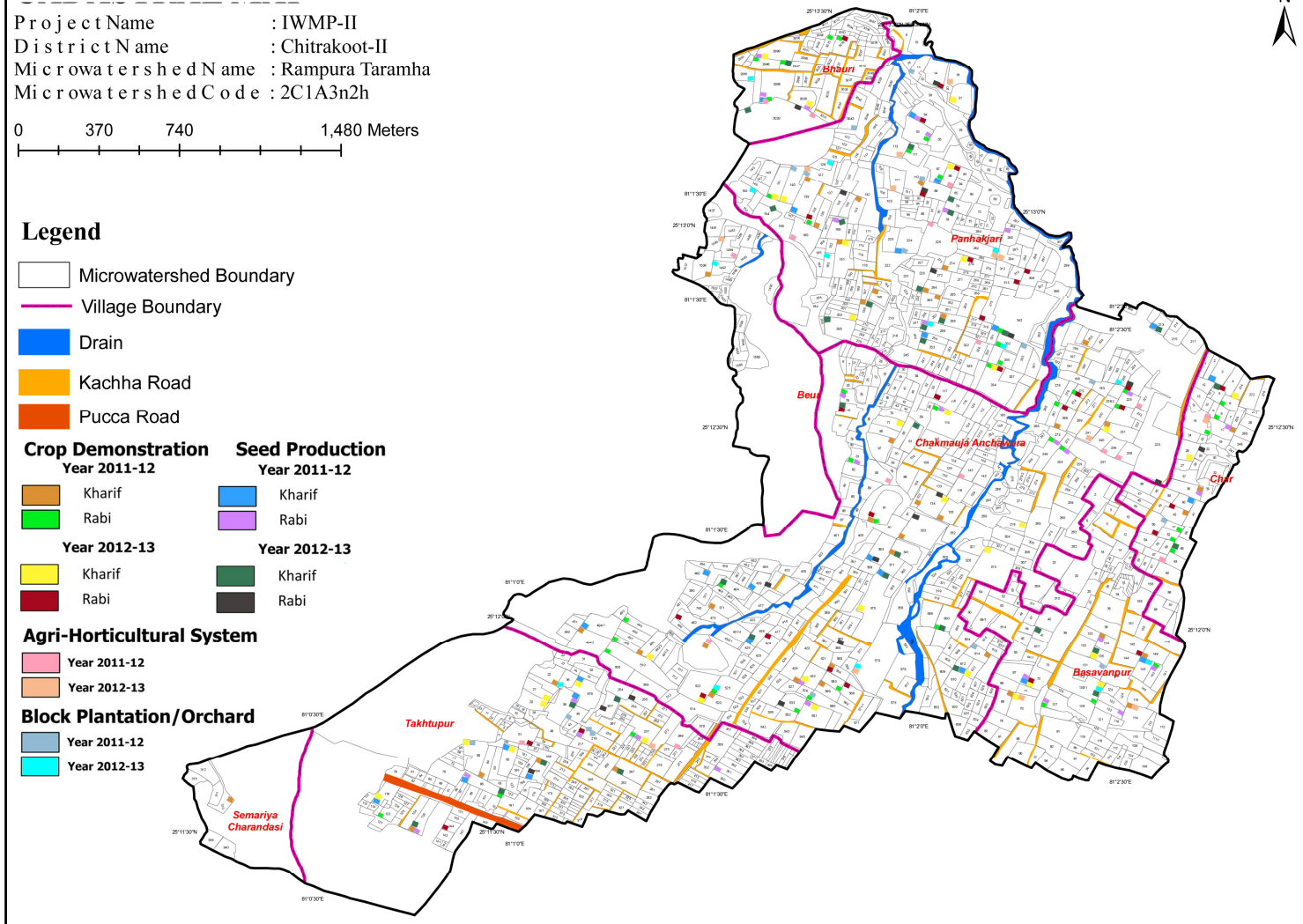

Legend

- Microwatershed Boundary
- Village Boundary
- Drain
- Kachha Road
- Pucca Road

Crop Demonstration

Year 2011-12: Kharif, Rabi

Year 2012-13: Kharif, Rabi

Seed Production

Year 2011-12: Kharif, Rabi

Year 2012-13: Kharif, Rabi

Agri-Horticultural System

Year 2011-12

Year 2012-13

Block Plantation/Orchard

Year 2011-12

Year 2012-13

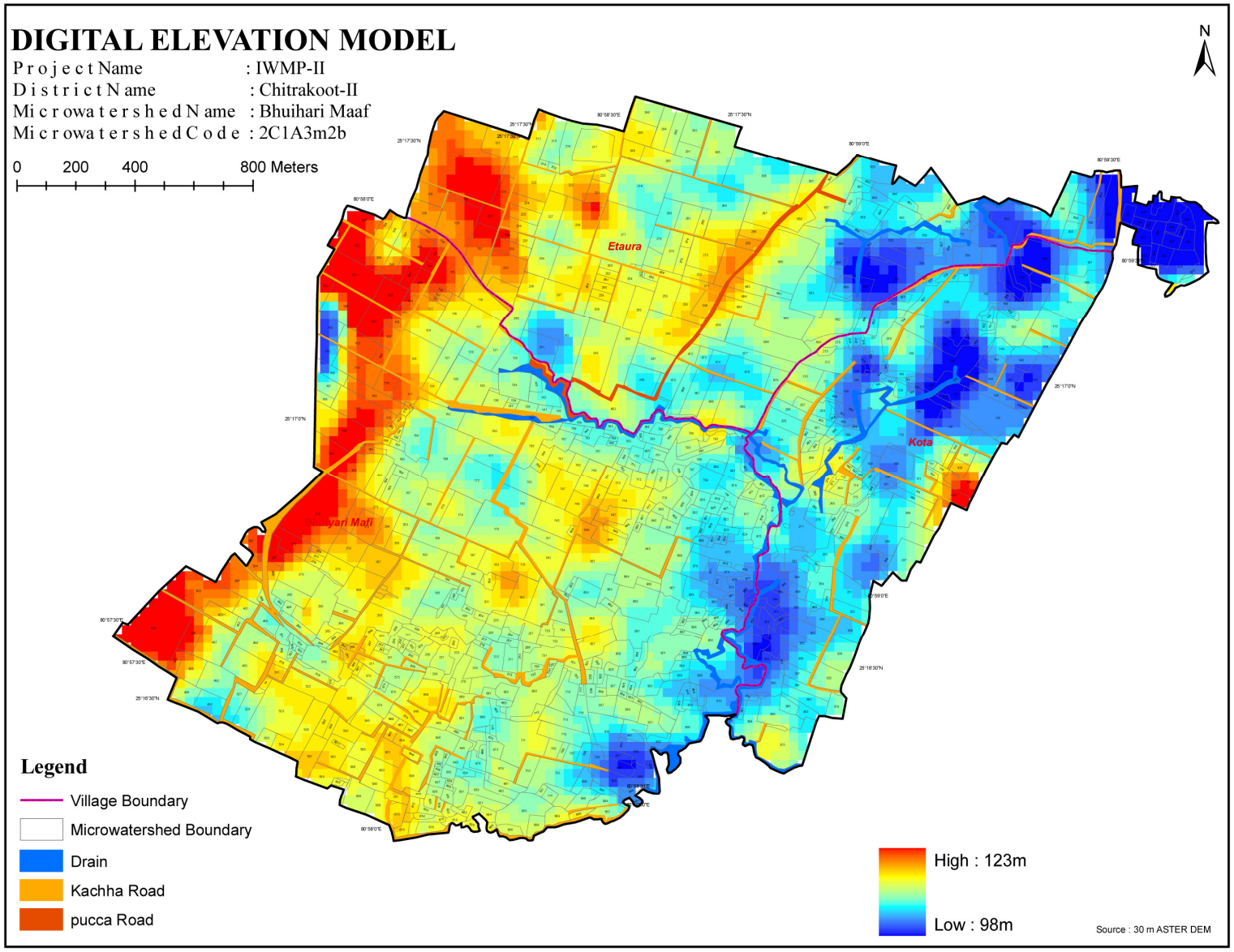
DIGITAL ELEVATION MODEL
Project Name : IWMP-II
District Name : Chitrakoot-II
Microwatershed Name : Bhuihari Maaf
Microwatershed Code : 2C1A3m2b
0 200 400 800 Meters
N
Etaura
Kota
Bhuiyari Mafi
Legend
Village Boundary
Microwatershed Boundary
Drain
Kachha Road
pucca Road
High : 123m
Low : 98m
Source : 30 m ASTER DEM

DIGITAL ELEVATION MODEL

Project Name : IWMP-II
District Name : Chitrakoot-II
Microwatershed Name : Ragouli Kaloopur
Microwatershed Code : 2C1A3m2e

0 175 350 700 Meters

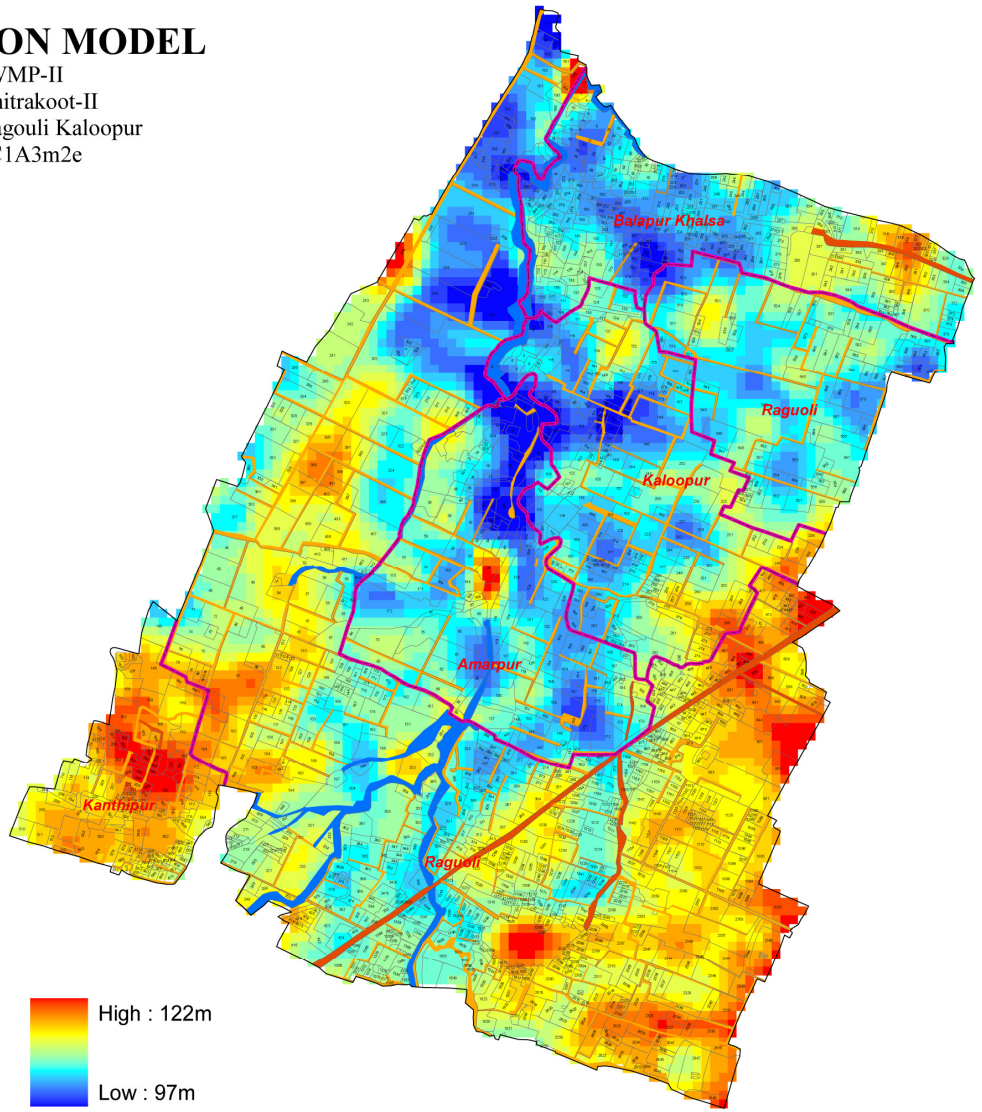

N

Legend

- Microwatershed Boundary
- Village Boundary
- Kachha Road
- Pucca Road
- River/Drain

High : 122m

Low : 97m

Source : 30 m ASTER DEM

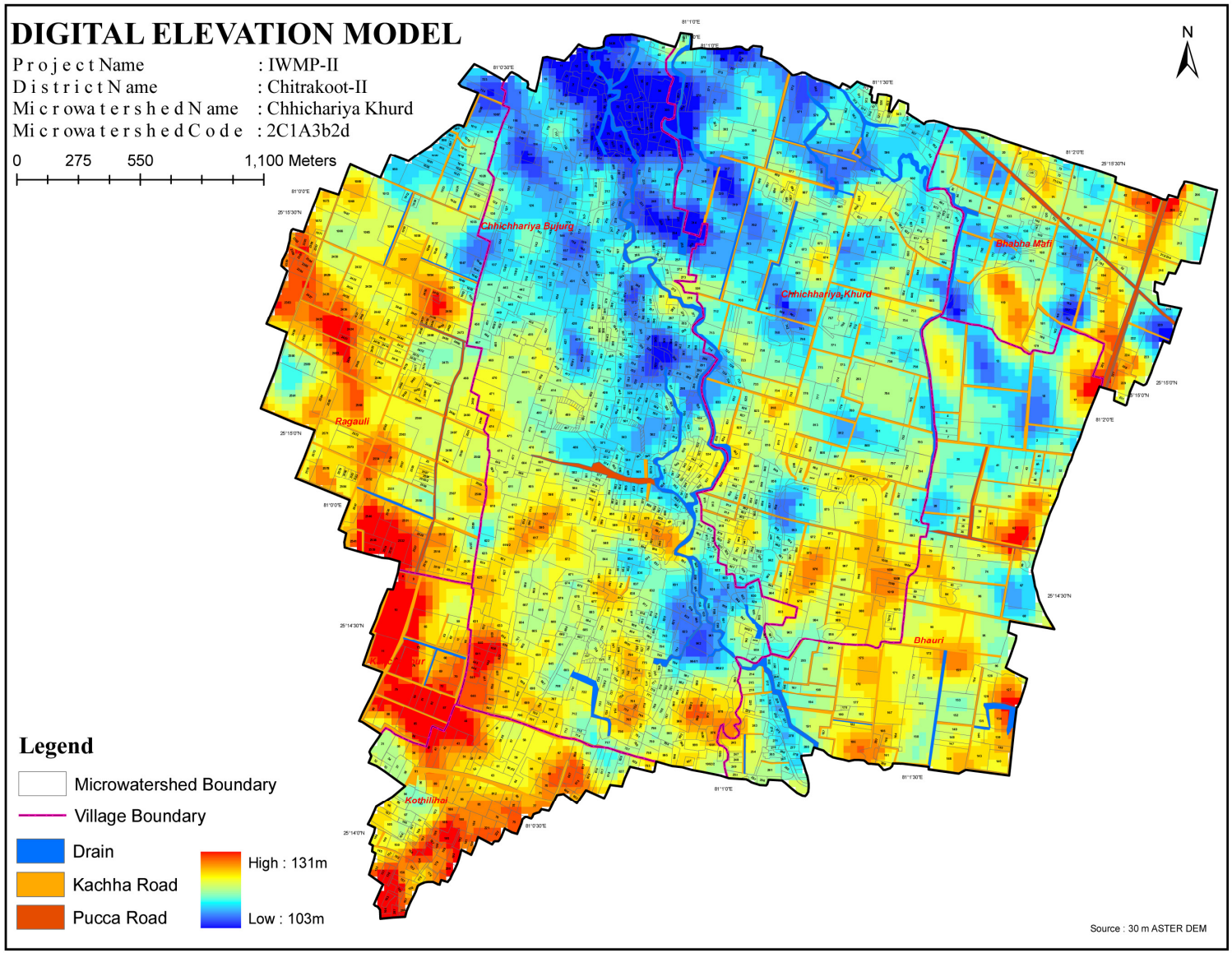
DIGITAL ELEVATION MODEL
Project Name : IWMP-II
District Name : Chitrakoot-II
Microwatershed Name : Chhichariya Khurd
Microwatershed Code : 2C1A3b2d
0 275 550 1,100 Meters
N
Chhichariya Bujurg
Chhichariya Khurd
Bhabha Mafi
Ragauli
Bhauri
Kothilihai
Legend
Microwatershed Boundary
Village Boundary
Drain
Kachha Road
Pucca Road
High : 131m
Low : 103m
Source : 30 m ASTER DEM

DIGITAL ELEVATION MODEL

Project Name : IWMP-II
District Name : Chitrakoot-II
Microwatershed Name : Budha
Microwatershed Code : 2C1A3n2c

0 265 530 1,060 Meters

N

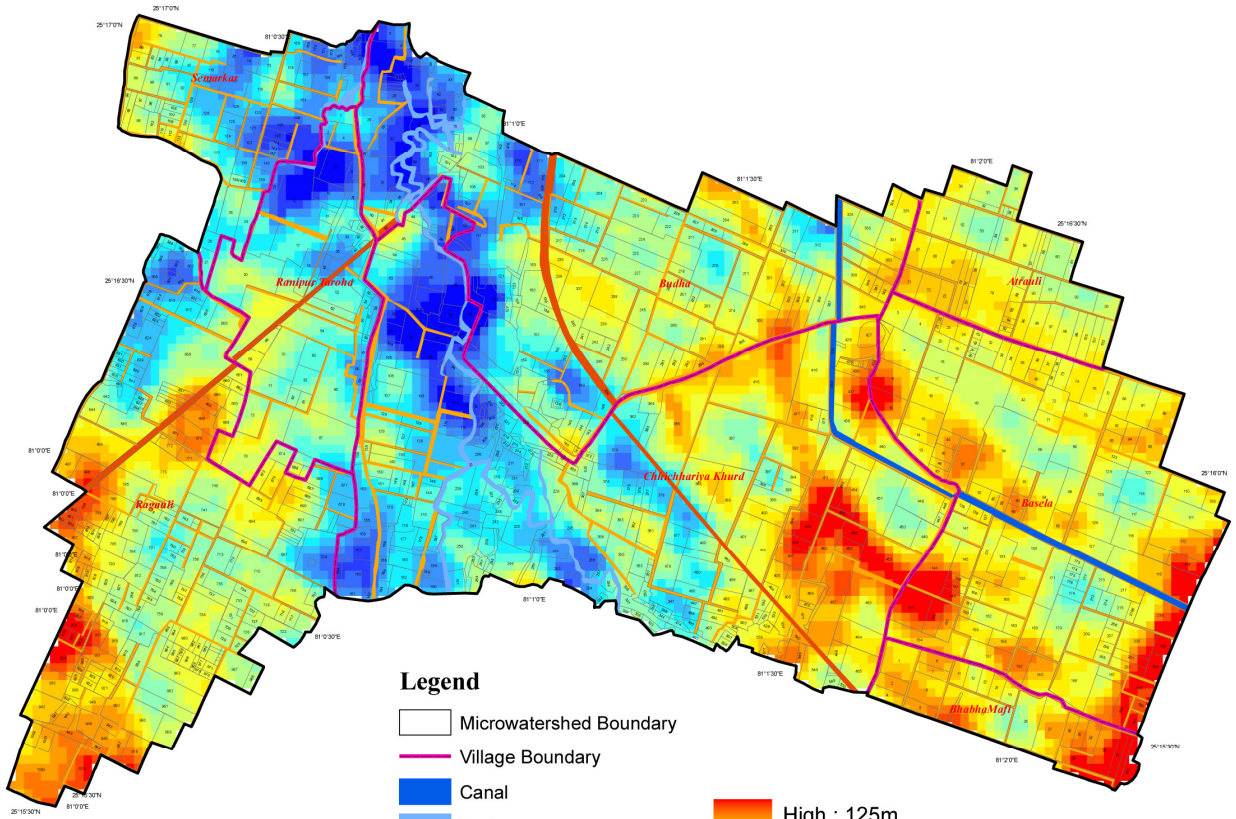

Source : 30 m ASTER DEM

DIGITAL ELEVATION MODEL

Project Name : IWMP-II
District Name : Chitrakoot-II
Microwatershed Name : Basela
Microwatershed Code : 2C1A2n2b

0 370 740 1,480 Meters

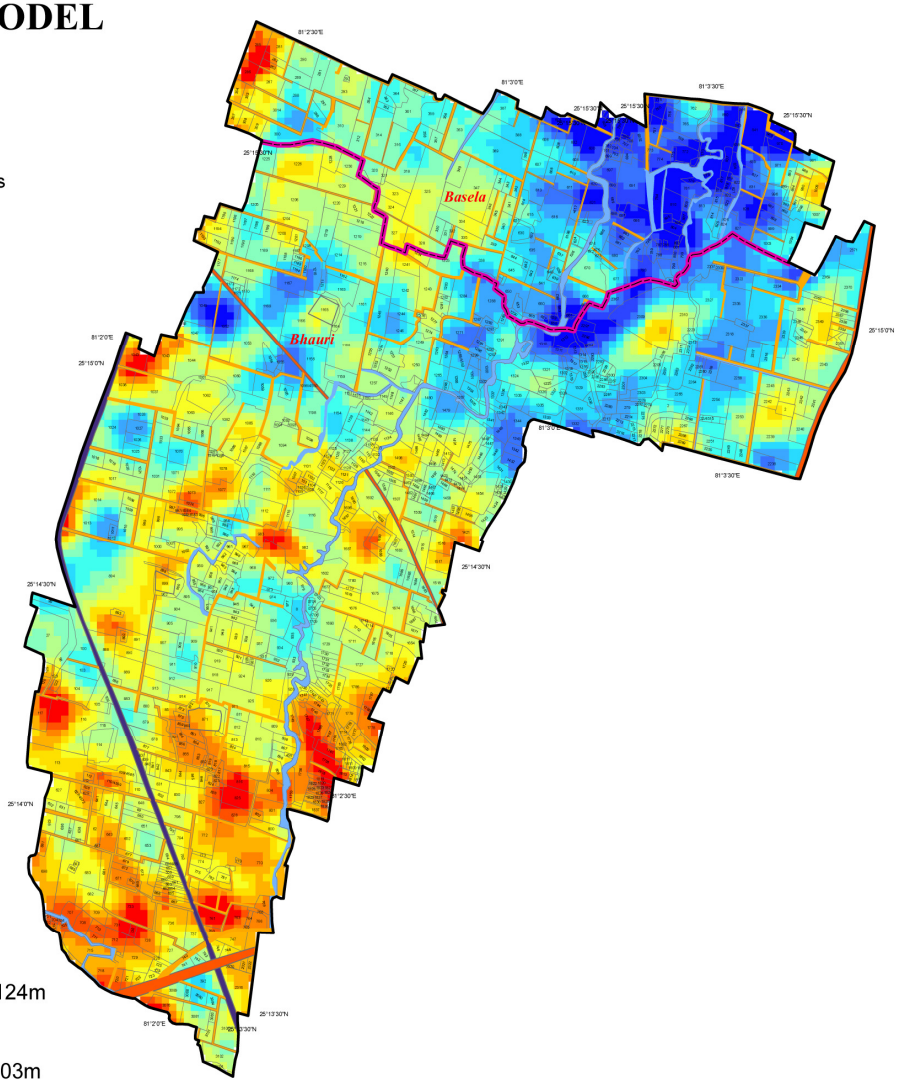

N

Legend

- Village Boundary
- Microwatershed Boundary
- Canal
- Drain
- Kachha Road
- Pucca Road

High : 124m

Low : 103m

Source : 30 m ASTER DEM

DIGITAL ELEVATION MODEL

Project Name : IWMP-II
District Name : Chitrakoot-II
Microwatershed Name : Bhauri
Microwatershed Code : 2C1A3k2j

0 300 600 1,200 Meters

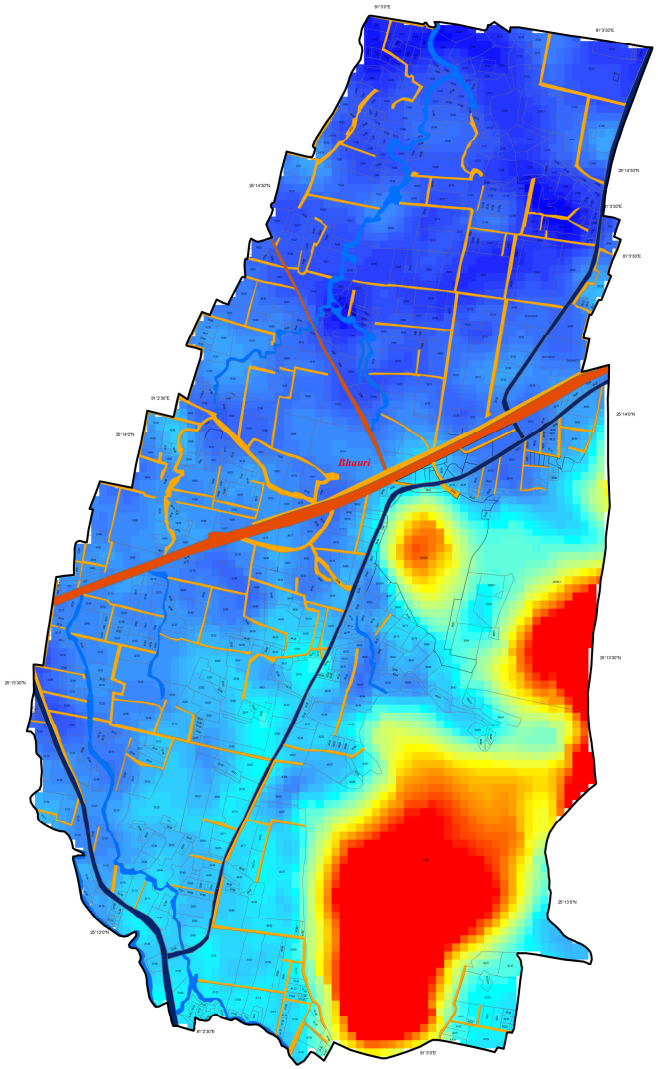

N

Legend

- Microwatershed Boundary
- Canal
- Drain
- Kachha Road
- Pucca Road

High : 212m

Low : 108m

Source : 30 m ASTER DEM

DIGITAL ELEVATION MODEL

Project Name : IWMP-II
District Name : Chitrakoot-II
Microwatershed Name : Bagrehi
Microwatershed Code : 2A1A3k2k

0 350 700 1,400 Meters

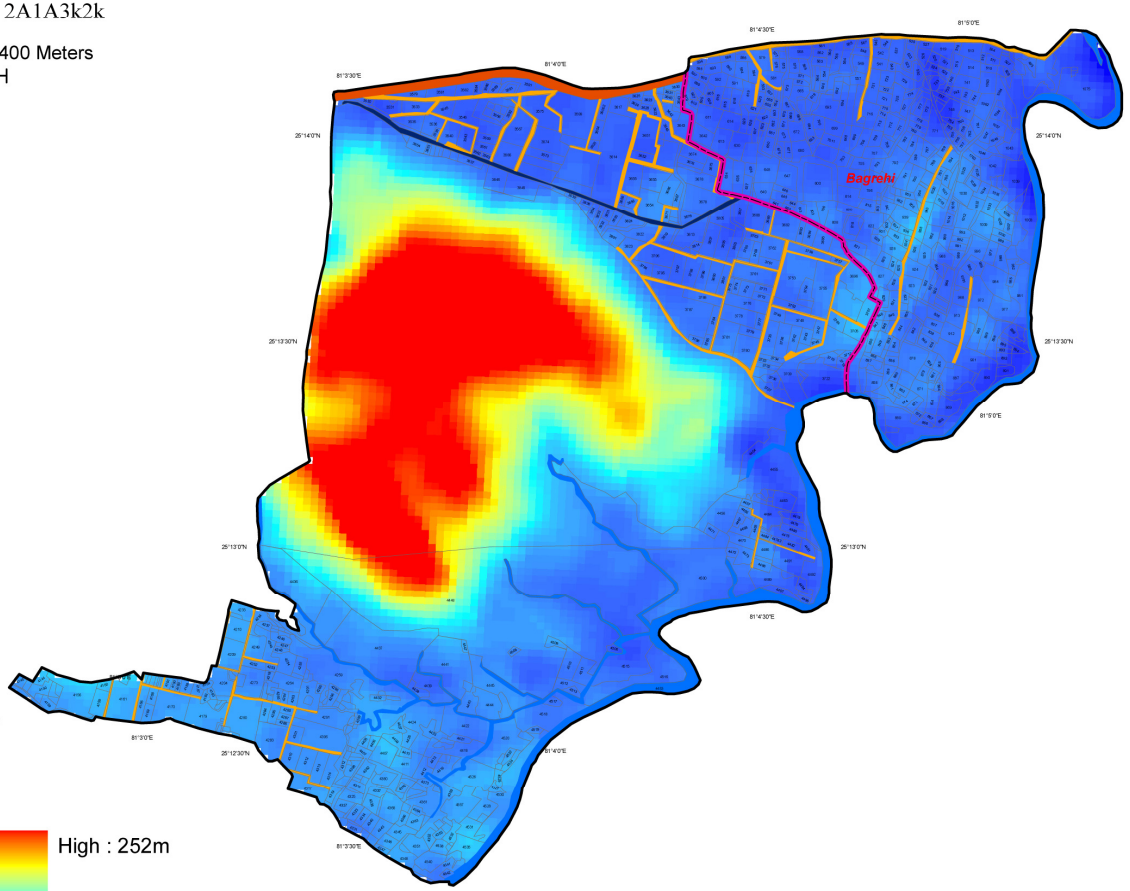

Legend

- Microwatershed Boundary
- Village Boundary
- Canal
- Drain
- Kachha Road
- Pucca Road

High : 252m

Low : 101m

Source : 30 m ASTER DEM

DIGITAL ELEVATION MODEL

Project Name : IWMP-II
District Name : Chitrakoot-II
Microwatershed Name : Beur
Microwatershed Code : 2C1A3n2j

0 320 640 1,280 Meters

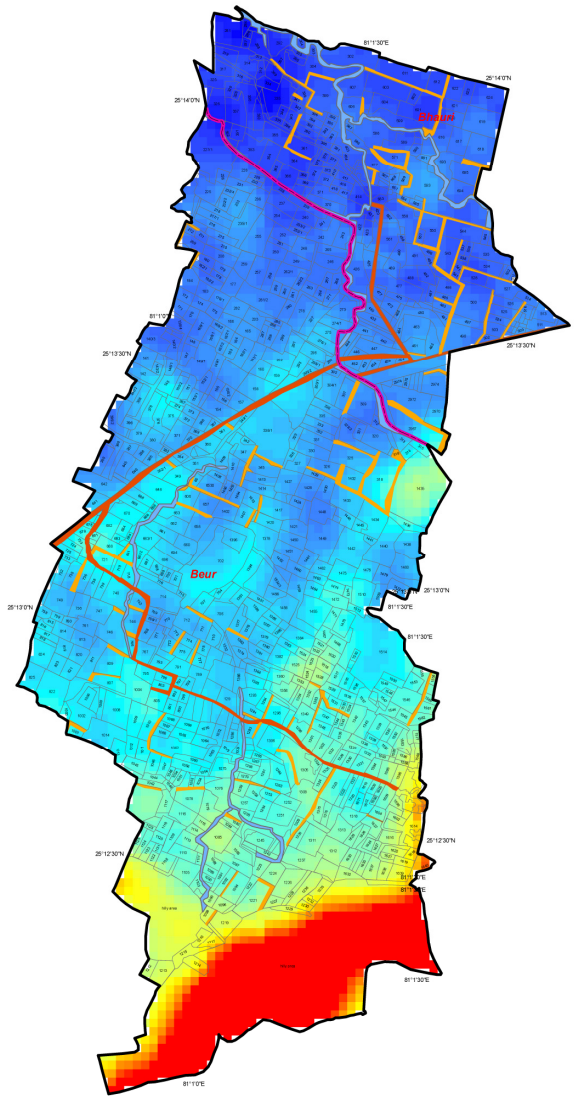

N

Legend

- Village Boundary
- Microwatershed Boundary
- Drain
- Kachha Road
- Pucca Road

High : 205m

Low : 111m

Source : 30 m ASTER DEM

DIGITAL ELEVATION MODEL

Project Name : IWMP-II
District Name : Chitrakoot-II
Microwatershed Name : Kothilihai
Microwatershed Code : 2C1A3n2e

0 305 610 1,220 Meters

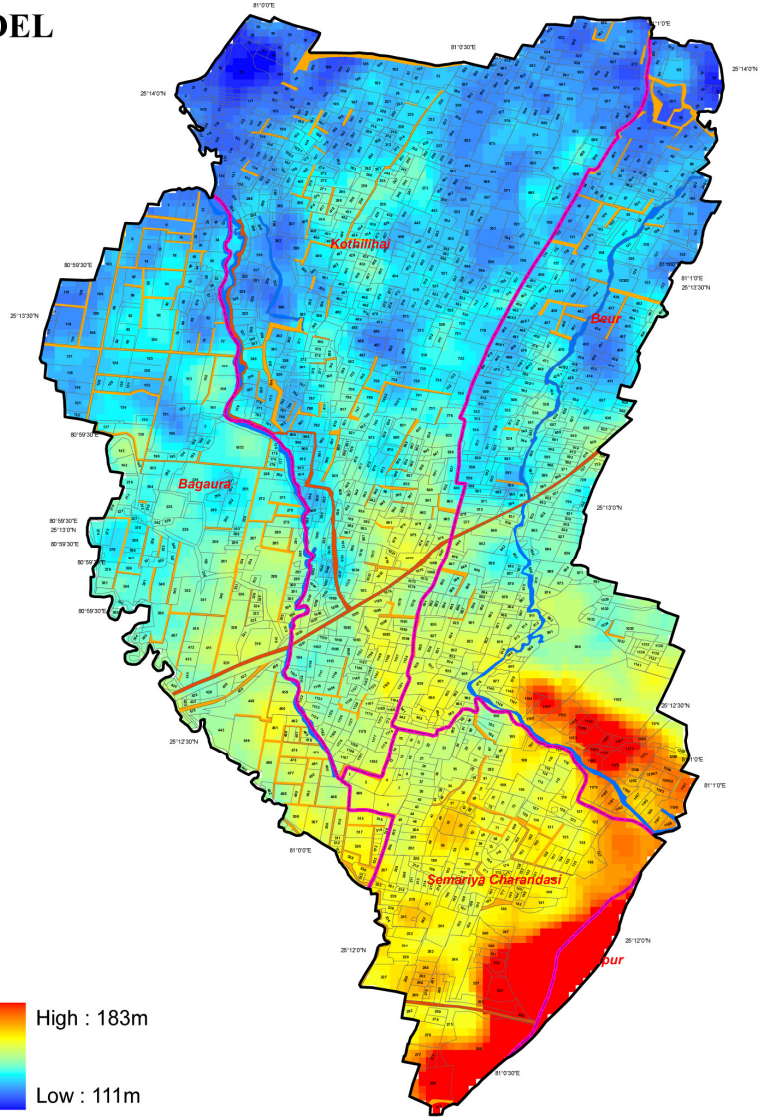

Legend

- Microwatershed Boundary
- Village Boundary
- Drain
- Kachha Road
- Pucca Road

High : 183m

Low : 111m

Source : 30 m ASTER DEM

DIGITAL ELEVATION MODEL

Project Name : IWMP-II
District Name : Chitrakoot-II
Microwatershed Name : Rampura Taramha
Microwatershed Code : 2C1A3n2h

0 370 740 1,480 Meters

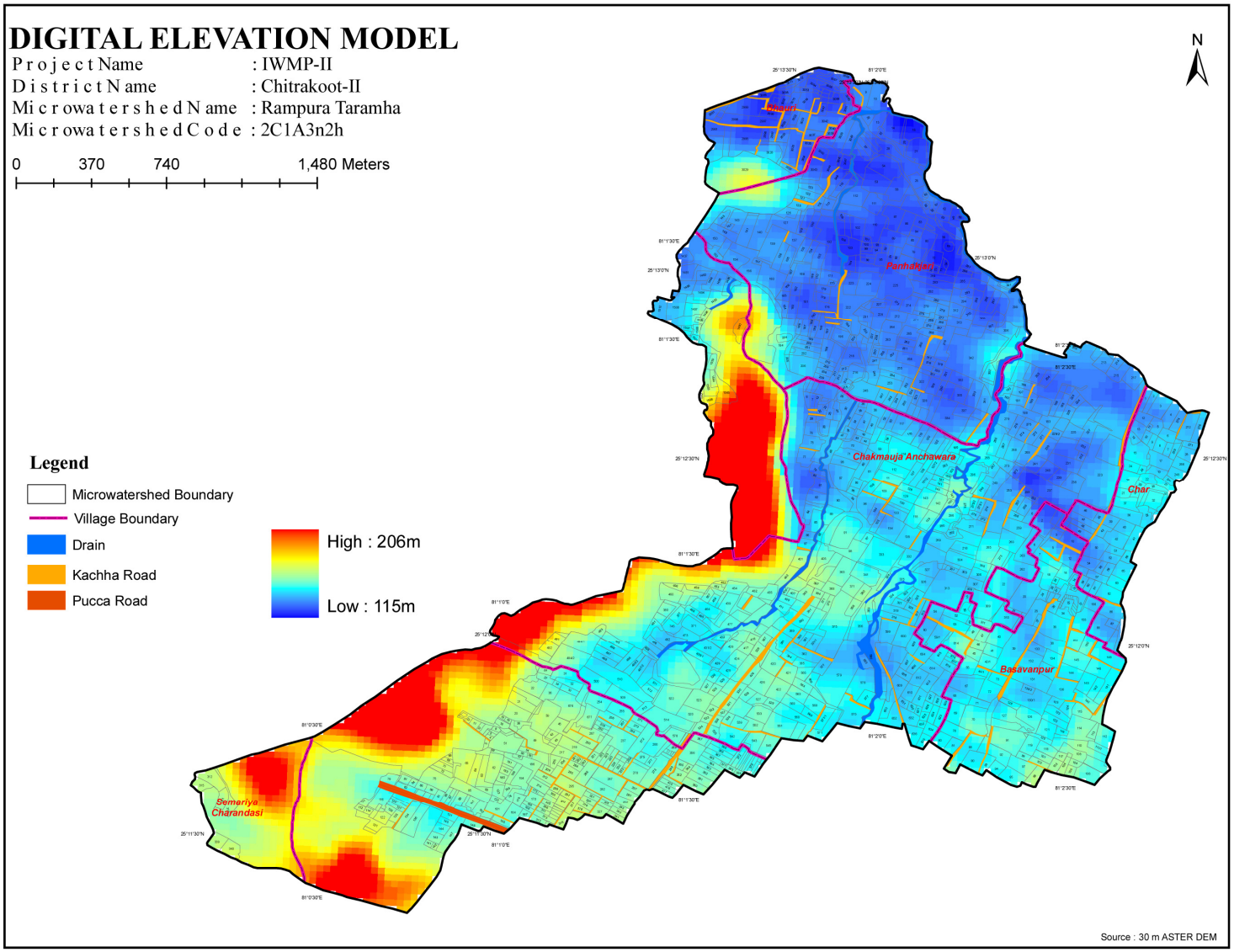

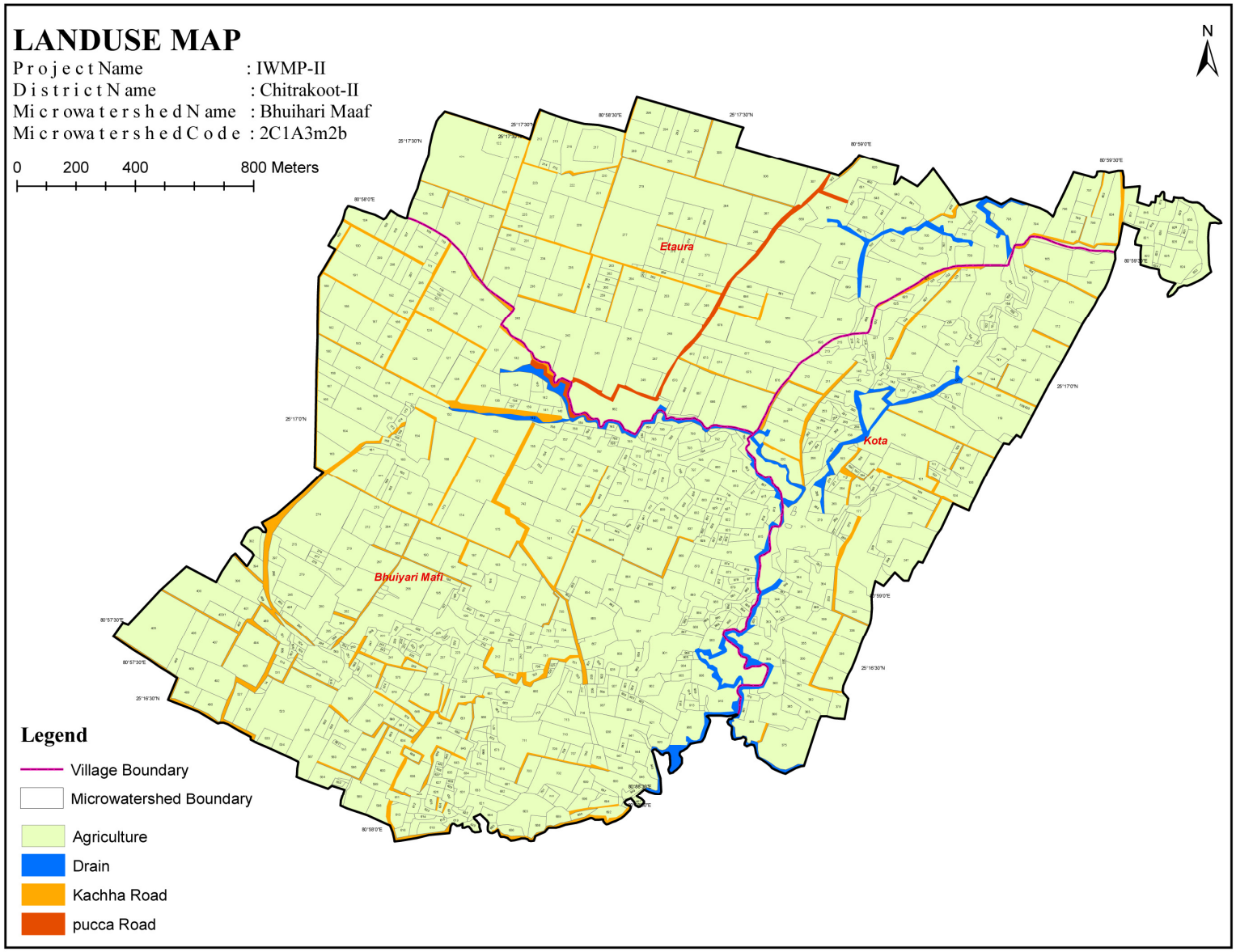
LANDUSE MAP
Project Name : IWMP-II
District Name : Chitrakoot-II
Microwatershed Name : Bhuihari Maaf
Microwatershed Code : 2C1A3m2b
0 200 400 800 Meters
N
Etaura
Kota
Bhuiyari Mafi
Legend
Village Boundary
Microwatershed Boundary
Agriculture
Drain
Kachha Road
pucca Road

LANDUSE MAP

Project Name : IWMP-II
District Name : Chitrakoot-II
Microwatershed Name : Ragouli Kaloopur
Microwatershed Code : 2C1A3m2e

0 175 350 700 Meters



Legend

- Microwatershed Boundary
- Village Boundary
- Agriculture
- Habitation
- Kachha Road
- Pucca Road
- River/Drain
- pond

LANDUSE MAP

Project Name : IWMP-II
District Name : Chitrakoot-II
Microwatershed Name : Kothilihai
Microwatershed Code : 2C1A3n2e

0 305 610 1,220 Meters

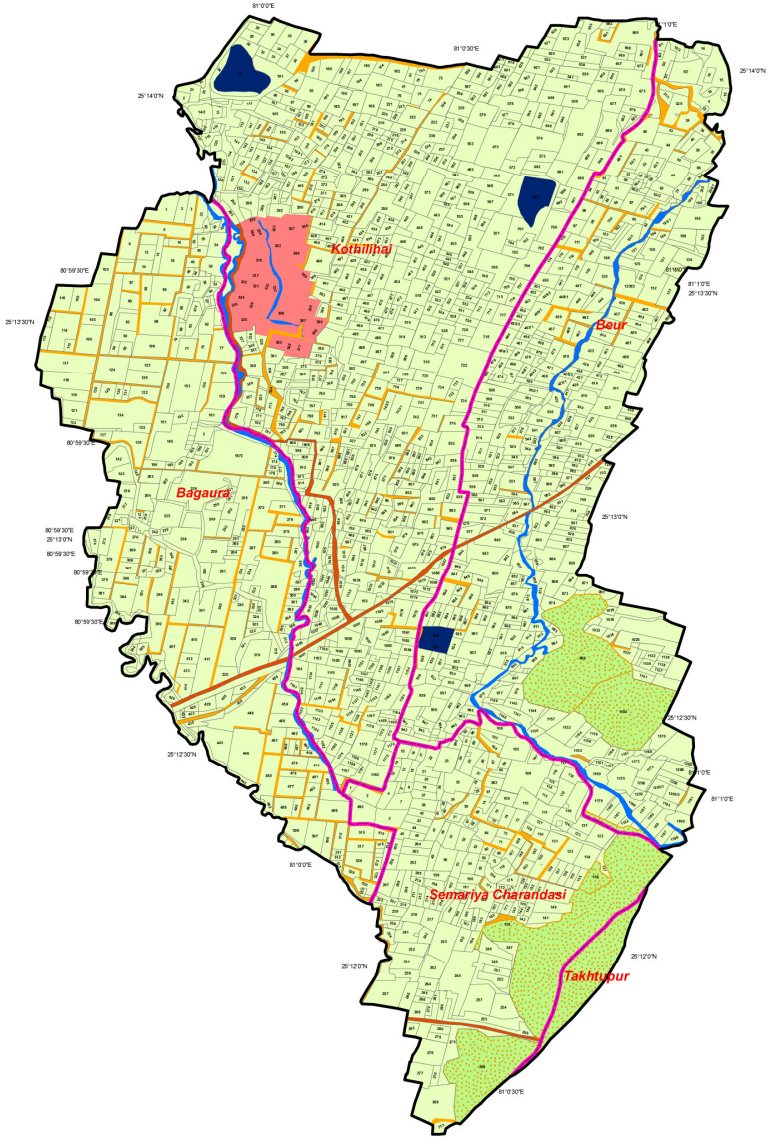

Legend

- Microwatershed Boundary
- Village Boundary
- Agriculture
- Drain
- Habitation
- Hilly area
- Kachha Road
- Pucca Road
- Pond

LANDUSE MAP

Project Name : IWMP-II
District Name : Chitrakoot-II
Microwatershed Name : Chhichariya Khurd
Microwatershed Code : 2C1A3b2d

0 265 530 1,060 Meters

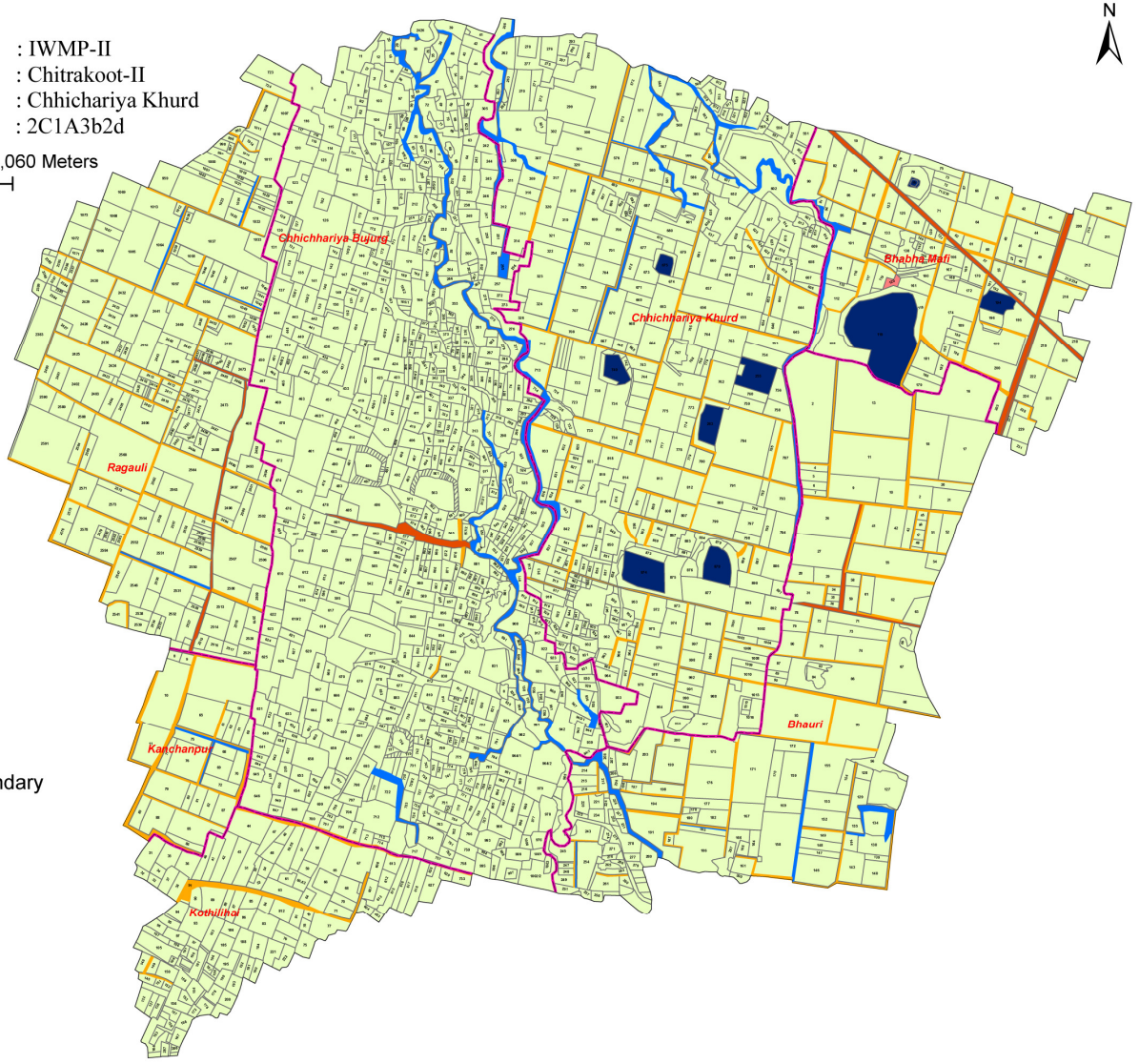

Legend

- Microwatershed Boundary
- Village Boundary
- Agriculture
- Drain
- Habitation
- Kachha Road
- Pucca Road
- pond

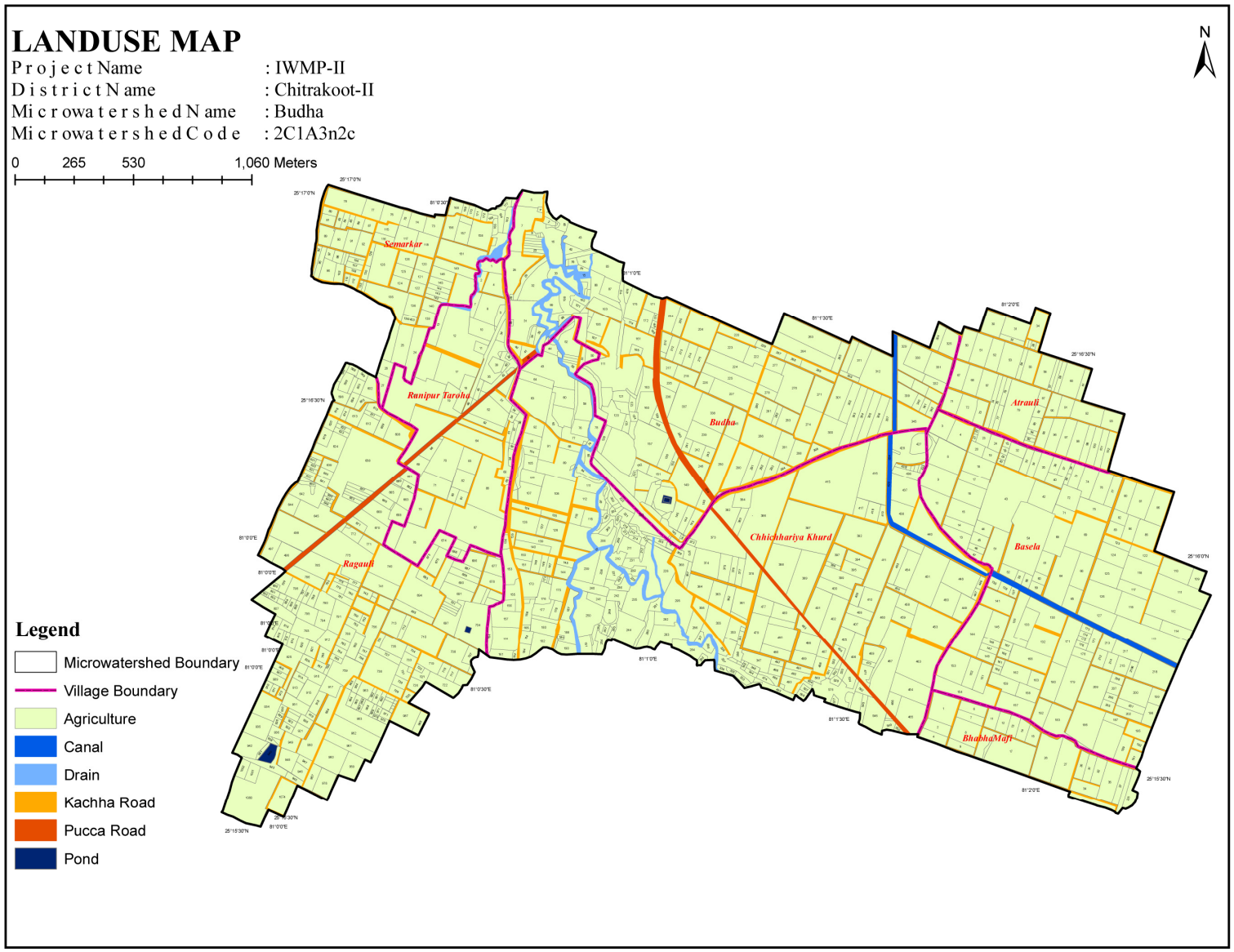
LANDUSE MAP
Project Name : IWMP-II
District Name : Chitrakoot-II
Microwatershed Name : Budha
Microwatershed Code : 2C1A3n2c
0 265 530 1,060 Meters
N
Semarkar
Ranipur Taroha
Budha
Atrauli
Chhichhariya Khurd
Basela
Ragauli
BhabhaMafi
Legend
Microwatershed Boundary
Village Boundary
Agriculture
Canal
Drain
Kachha Road
Pucca Road
Pond

LANDUSE MAP

Project Name : IWMP-II
District Name : Chitrakoot-II
Microwatershed Name : Bhauri
Microwatershed Code : 2C1A3k2j

0 295 590 1,180 Meters

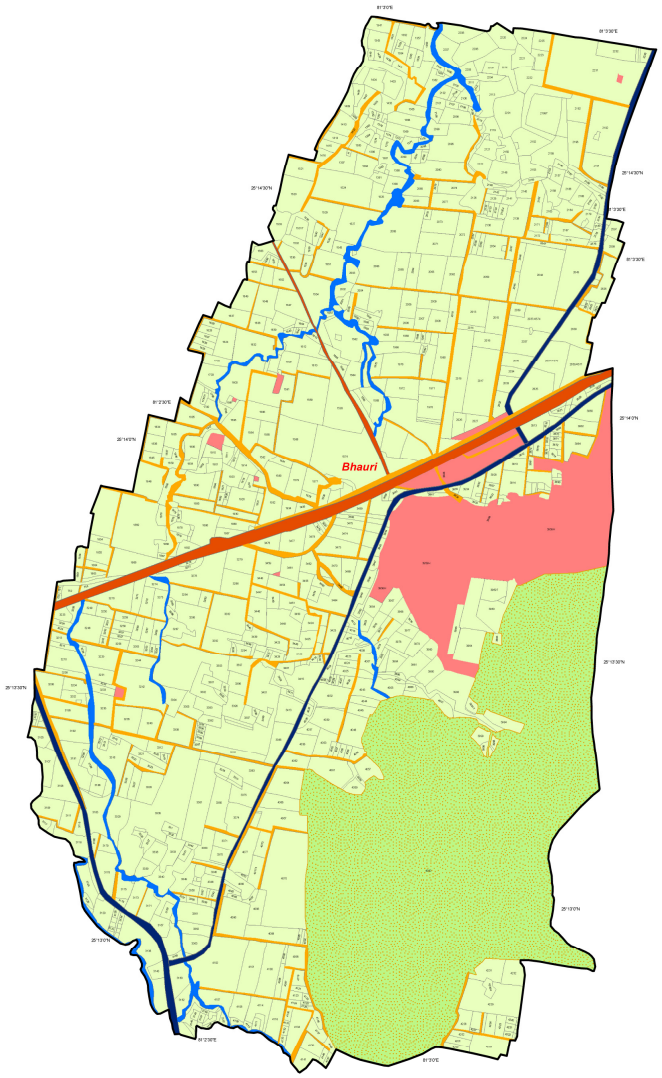

N

Legend

- Microwatershed Boundary
- Agriculture
- Canal
- Drain
- Habitation
- Kachha Road
- Pucca Road
- Hilly area

LANDUSE MAP

Project Name : IWMP-II
District Name : Chitrakoot-II
Microwatershed Name : Beur
Microwatershed Code : 2C1A3n2j

0 315 630 1,260 Meters

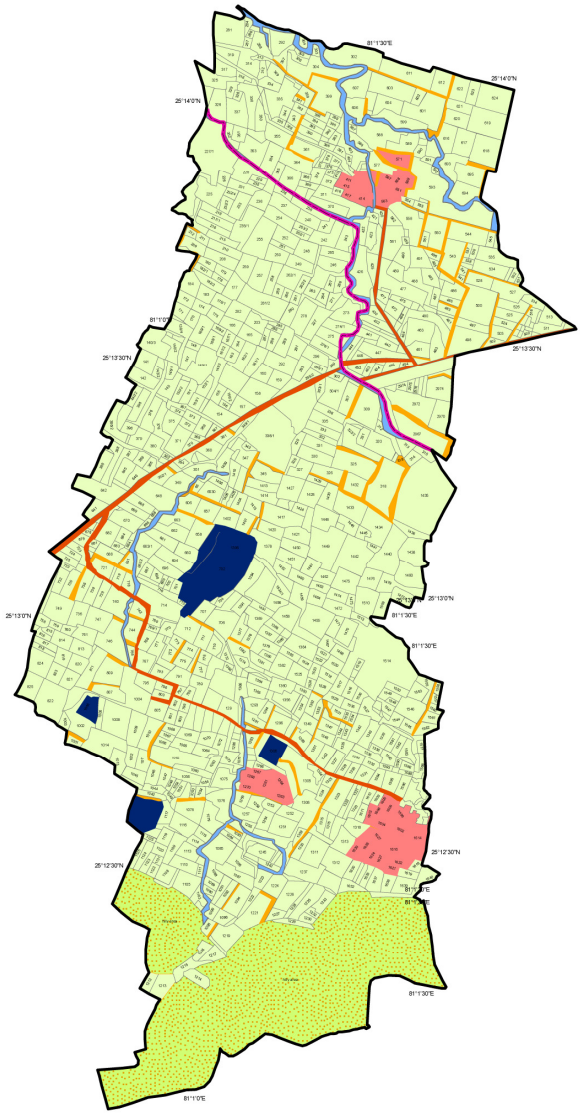

Legend

- Village Boundary
- Microwatershed Boundary
- Agriculture
- Drain
- Habitation
- Kachha Road
- Pucca Road
- Pond
- Hilly area

LANDUSE MAP

Project Name : IWMP-II
District Name : Chitrakoot-II
Microwatershed Name : Bagrehi
Microwatershed Code : 2A1A3k2k

0 350 700 1,400 Meters

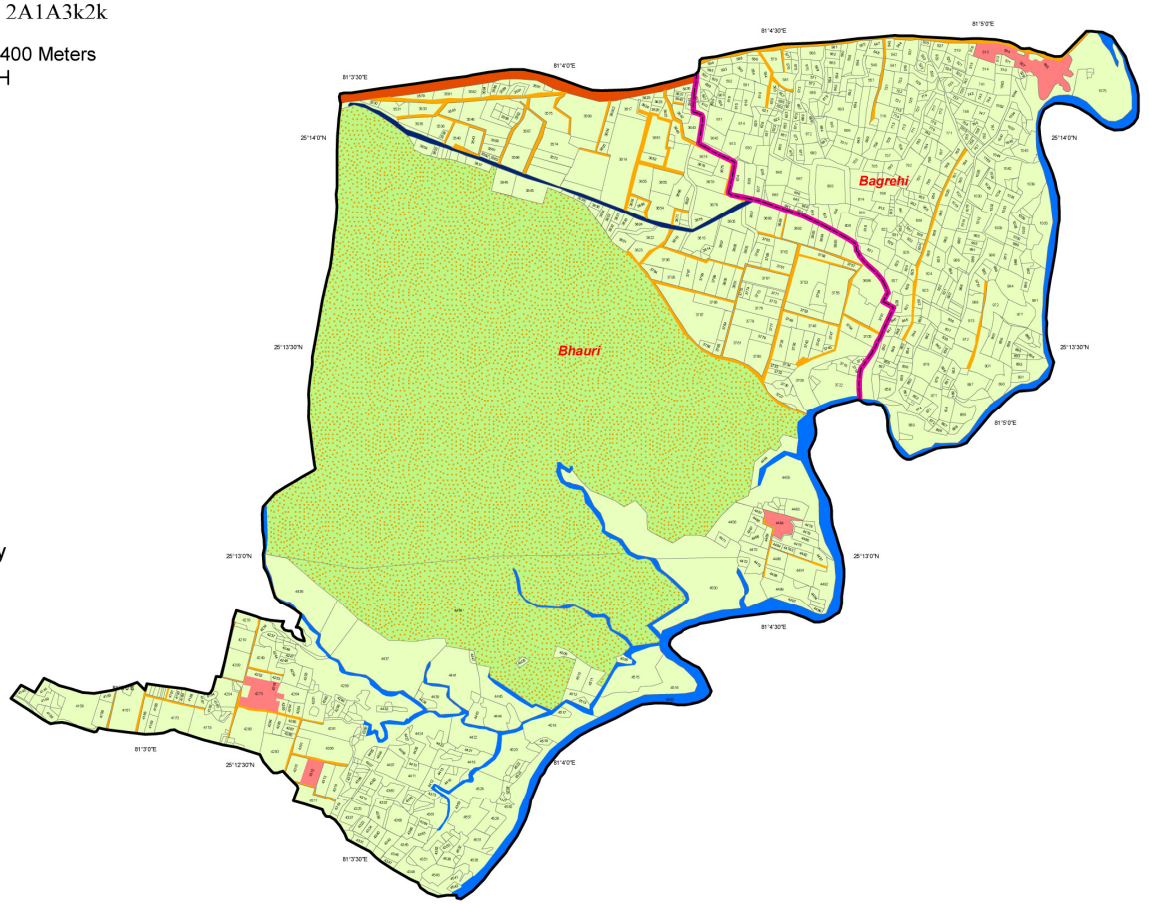

Legend

- Microwatershed Boundary
- Village Boundary
- Agriculture
- Canal
- Drain
- Habitation
- Hilly area
- Kachha Road
- Pucca Road

LANDUSE MAP

Project Name : IWMP-II
District Name : Chitrakoot-II
Microwatershed Name : Basela
Microwatershed Code : 2C1A2n2b

0 370 740 1,480 Meters

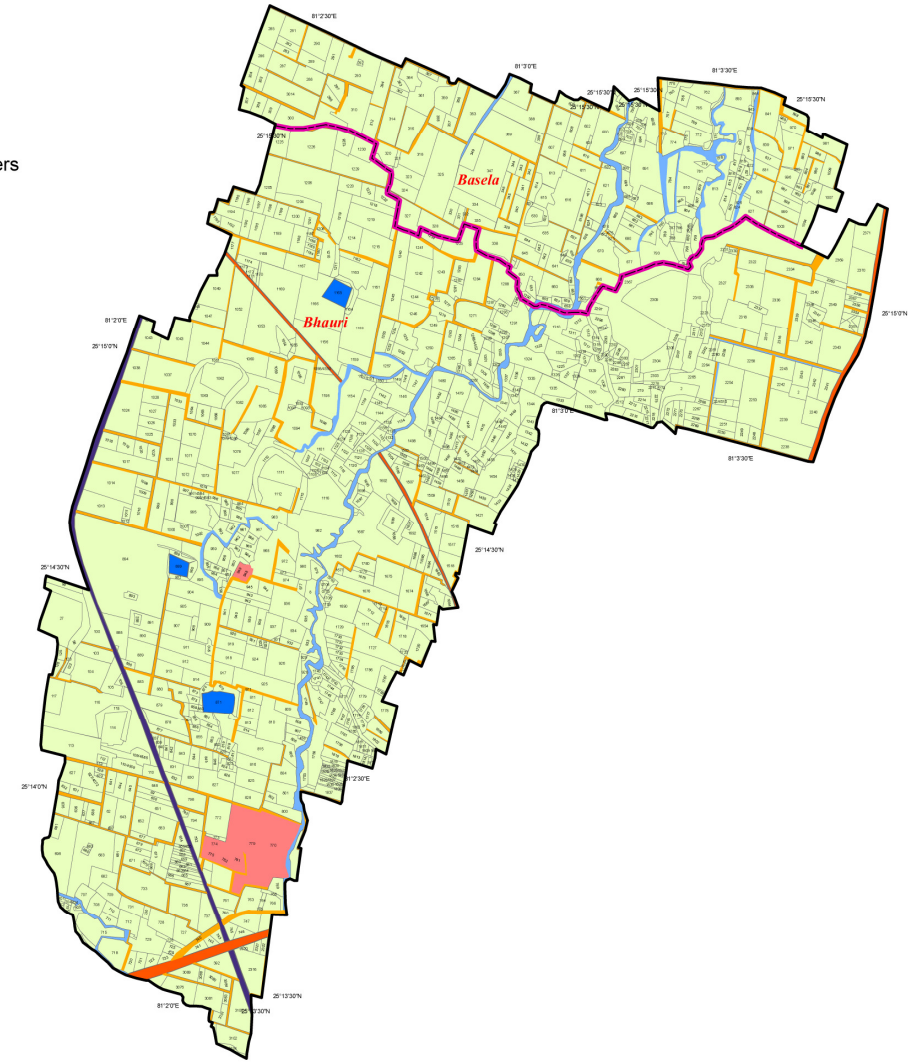

Legend

- Village Boundary
- Microwatershed Boundary
- Agriculture
- Canal
- Drain
- Habitation
- Kachha Road
- Pucca Road
- Pond

LANDUSE MAP

Project Name : IWMP-II
District Name : Chitrakoot-II
Microwatershed Name : Rampura Taramha
Microwatershed Code : 2C1A3n2h

0 370 740 1,480 Meters

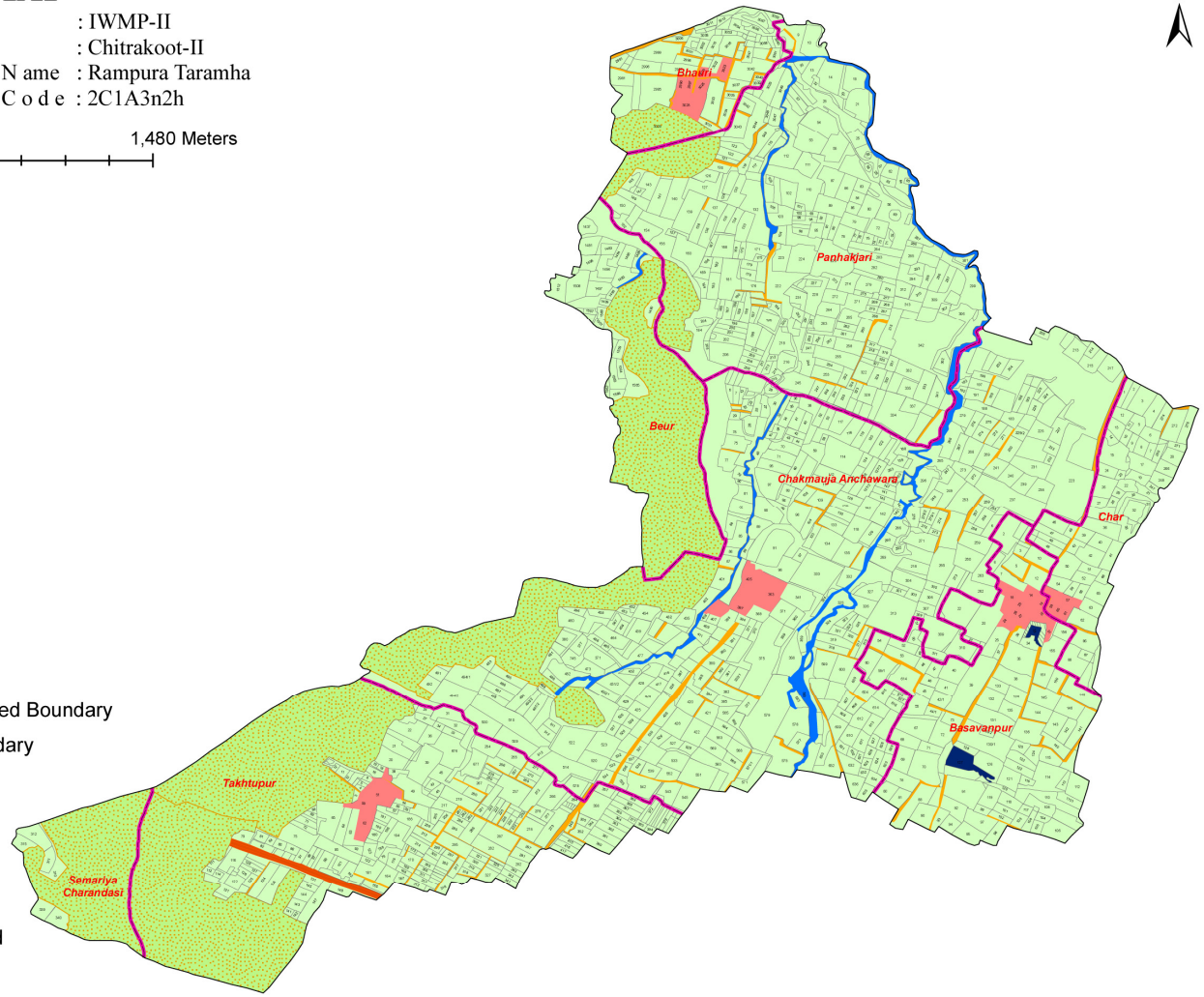

Legend

- Microwatershed Boundary
- Village Boundary
- Agriculture
- Drain
- Habitation
- Hilly area
- Kachha Road
- Pucca Road
- Pond